

# CALIFORNIA GOLDEN BEARS



DEFENSIVE PLAYER  
OF THE YEAR

MYCHAL


**KENDRICKS**

KEENAN

**ALLEN**



1ST-TEAM  
ALL-PAC-12



**CALIFORNIA vs TEXAS**

December 28, 2011

Qualcomm Stadium ♦ San Diego, California

**SAN DIEGO  
IS  
BEAR TERRITORY**



## QUICK FACTS

### QUICK FACTS

Location ..... Berkeley, CA 94720  
 Founded ..... 1868  
 Enrollment ..... 36,142  
 Chancellor ..... Dr. Robert J. Birgeneau  
 Director of Athletics ..... Sandy Barbour  
 Colors ..... Blue (282) & Gold (123)  
 Conference ..... Pac-12  
 Nickname ..... Golden Bears  
 Website ..... CalBears.com  
 Mascot ..... Oski  
 Stadium (2011) ..... AT&T Park  
   Capacity ..... 45,000  
   Surface ..... Natural Grass  
 Stadium (2012) ..... Memorial Stadium  
   Capacity ..... 63,000  
   Surface ..... TBD  
 2011 Record ..... 7-5  
 2011 Pac-12 Record (Finish) ..... 4-5 (4th North)  
 Offensive System ..... Multiple  
 Defensive System ..... 3-4  
 Athletic Communications  
 Assistant AD ..... Herb Benenson  
   Phone ..... 510-334-0791  
   Email ..... benenson@berkeley.edu  
 Associate Director ..... Kyle McRae (lead FB)  
   Phone ..... 510-219-9340  
   Email ..... mcrae@berkeley.edu  
 Assistant Director ..... Tim Miguel  
   Phone ..... 510-326-9761  
   Email ..... tmiguel@berkeley.edu

### COMMUNICATIONS BOWL STAFF



**HERB  
BENENSON**



**KYLE  
McRAE**



**TIM  
MIGUEL**

### FOOTBALL OFFICE

Address ..... 209 Memorial Stadium  
    Berkeley, CA 94720  
 Phone/Fax ..... 510-642-3851/510-643-9336

### COACHING STAFF

Head Coach ..... Jeff Tedford  
   Alma Mater, Year ..... Fresno State, 1983  
   Overall/Cal Record (Seasons) ..... 79-47 (10)  
 Offensive Coordinator/OL ..... Jim Michalczik  
 Defensive Coordinator ..... Clancy Pendergast  
 Defensive Backs ..... Ashley Ambrose  
 Quarterbacks ..... Marcus Arroyo  
 Special Teams Coordinator/TEs ..... Jeff Genyk  
 Assoc. Head Coach/Run Game Coordinator .....  
   Ron Gould  
 Passing Game Coordinator/WRs ..... Eric Kiesau  
 Defensive Line ..... Tosh Lupoi  
 Recruiting Coord./LB's ..... Kenwick Thompson  
 Strength & Conditioning ..... Mike Blasquez  
 Dir. of Football Operations ..... Mike McHugh  
 Graduate Assistant, Defense ..... Ryan McKinley  
 Graduate Assistant, Offense ..... Matt Wiegand

### SUPPORT STAFF

Head Team Physician ..... Dr. Casey Batten  
 Asst. Video Coordinator ..... Ernie Chu  
 Dir. of Career Development/  
 Asst. Dir. of FB Ops ..... Ron Coccimiglio  
 Video Coordinator ..... Matt Fox  
 Asst. Football Athletic Trainer ..... Julie Guzman  
 Administrative Assistant ..... Denis Hallin  
 Head Equipment Manager ..... Todd Hewitt  
 Asst. Dir. of SA Development ..... Chidi Iwuoma  
 Asst. Director of Student-Athlete  
 Development ..... Michelle Lesley Johnson  
 Admin. Asst., Defense ..... Taggart McCurdy  
 Football Athletic Trainer ..... Wes McGaugh  
 Recruiting Assistant ..... Andrew McGraw  
 Equipment Manager ..... Dave Moosman  
 Recruiting Assistant ..... Kevin Parker  
 Asst. Strength & Conditioning ..... Josh Phillips  
 Director of SA Development ..... Keiko Price  
 Recruiting Assistant ..... Zach Reed  
 Admin. Asst., Offense ..... Ben Steele  
 Football Operations ..... Bud Turner

### 2011 RESULTS

Date	Opponent (TV)	Result	Overall Record	Pac-12 Record
Sept. 3	^vs. Fresno State (CSNCA)	W, 36-21	1-0	0-0
Sept. 10	at Colorado (CSNCA)	W, 36-33(ot)	2-0	0-0
<b>Sept. 17</b>	<b>Presbyterian</b>	<b>W, 63-12</b>	<b>3-0</b>	<b>0-0</b>
Sept. 24	*at Washington (FSN/CSNBA)	L, 23-31	3-1	0-1
Oct. 6	*at No. 9/9 Oregon (ESPN/ESPN 3D)	L, 15-43	3-2	0-2
<b>Oct. 13</b>	<b>*USC (ESPN/ESPN 3D)</b>	<b>L, 9-30</b>	<b>3-3</b>	<b>0-3</b>
<b>Oct. 22</b>	<b>*Utah (CSNBA/KJZZ)</b>	<b>W, 34-10</b>	<b>4-3</b>	<b>1-3</b>
Oct. 29	*at UCLA (CSNBA/Prime Ticket)	L, 14-31	4-4	1-4
<b>Nov. 5</b>	<b>*Washington State (CSNCA/ROOT)</b>	<b>W, 30-7</b>	<b>5-4</b>	<b>2-4</b>
<b>Nov. 12</b>	<b>*Oregon State (CSNCA/ROOT)</b>	<b>W, 23-6</b>	<b>6-4</b>	<b>3-4</b>
Nov. 19	*at No. 8/9/9 Stanford (ESPN)	L, 28-31	6-5	3-5
Nov. 25	*at Arizona State (ESPN)	W, 47-38	7-5	4-5

\*Pac-12 Game; Rankings (BCS/AP/USA Today or AP/USA Today); ^TicketCity Battle by the Bay, Candlestick Park, San Francisco, CA, #Homecoming; All Home Games in Bold at AT&T Park, San Francisco, CA



**CALIFORNIA**  
**(7-5, 4-5 PAC-12)**

vs.



**TEXAS**  
**(7-5, 4-5 BIG 12)**

### CAL BOWL CENTRAL

Visit CalBears.com/holidaybowl for updated information and extensive coverage of the Cal football team's trip to San Diego and activities surrounding the 2011 Bridgepoint Education Holiday Bowl.

In addition to covering the Bears, the website will contain links to additional information and coverage of the event.

### CREDITS

The 2011 Cal Football Holiday Bowl Guide was produced by Associate Athletic Communications Director Kyle McRae, Assistant Athletic Communications Director Tim Miguel and Assistant Athletic Director/Athletic Communications Herb Benenson, and designed by Publications Director John Dunbar, with assistance from Publications Coordinator Evan Kerr. Photography by Michael Pimentel, John Todd, Michael J. Burns, Mike Wondolowski, John Dunbar and Evan Kerr, among others.

### NAME USAGE GUIDELINES

When referring to University of California football, please use California or Golden Bears on first reference. Cal or Bears may be used on second reference. Terms such as UC Berkeley, Cal-Berkeley, Berkeley and California-Berkeley (or other similar variations) are incorrect and should not be used in connection with Cal Athletics.

### TABLE OF CONTENTS

Quick Facts.....	1
Bowl Information.....	2
Game Notes .....	3-16
Two-Deep/Pronunciations .....	17
Rosters .....	18-21
Player Broadcast Bios .....	22-25
Cal in the NFL Player Notes .....	26-27
Game Summaries.....	28-39
Cal-Texas Series History .....	40
The Last Time .....	41
Coaching Staff .....	42-49
Statistics .....	50-65
Pac-12 Honors.....	66
Bowl History & Records.....	67-73
Director of Athletics.....	74



# BOWL INFORMATION

## TEAM HEADQUARTERS

Hilton San Diego Bayfront  
1 Park Boulevard  
San Diego, CA 92101  
Phone: 619-564-3333

## MEDIA HEADQUARTERS

Omni San Diego Hotel  
675 L Street  
San Diego, CA 92101  
Phone: 619-231-6664

## HOLIDAY BOWL COMMUNICATIONS STAFF

Director of Communications .....Mark Neville  
Office ..... 619-283-5808 x309  
Mobile ..... 858-967-0901  
Email.....mneville@holidaybowl.com

Communications Asst. ....Jamila Hillebrand  
Office ..... 619-283-5808 x305  
Mobile ..... 858-967-0925  
Email.....jamila@holidaybowl.org

Office  
Bridgepoint Education Holiday Bowl  
Qualcomm Stadium  
9449 Friars Road, Gate A  
San Diego, CA 92108  
holidaybowl.com

## CAL PRACTICE SITE

San Diego State University  
SDSU Practice Fields  
5500 Campanile Drive  
San Diego, CA 92182

## CAL PRACTICES

Media may attend all Cal football Holiday Bowl practices at San Diego State, with the exception of the team walk-thru on Dec. 27, for the first two periods of each session and come back following the conclusion of practice to conduct interviews unless noted otherwise. Video and photography by media outlets are allowed under the supervision of a member of the Cal Athletics media relations staff for the first two periods of all practices only. **Upon arrival at the practice location, please contact Kyle McRae at 510-219-9340 BEFORE you start photographing or filming practice.** The only media members allowed on the field during practice are photographers and videographers for the first two periods only. The remainder of the media may sit only in a location designated by Cal football and communicated to them by a member of the Cal Athletics media relations staff, who will escort them to and from the location at appropriate times.

## SCHEDULE OF EVENTS (as of Dec. 15, 2011)

Time	Event	Location
<b>Friday, Dec. 23</b>		
4:30 – 5:30 p.m.	Team Practice (Shells)	San Diego State University
8:30 p.m.	Welcome BBQ	Hilton San Diego Bayfront
<b>Saturday, Dec. 24</b>		
Noon – 2:15 p.m.	Team Practice (Pads)	San Diego State University
3:30 – 6:00 p.m.	Sea World	Sea World
<b>Sunday, Dec. 25</b>		
9:45 a.m. – Noon	San Diego Zoo	San Diego Zoo
4:00 – 6:15 p.m.	Team Practice (Pads)	San Diego State University
7:30 p.m.	Christmas Dinner	Hilton San Diego Bayfront
<b>Monday, Dec. 26</b>		
11:30 a.m.	Navy & Marine Corps Luncheon	NAS North Island
4:30 p.m. – 6:45 p.m.	Team Practice (Shells)	San Diego State University
<b>Tuesday, Dec. 27</b>		
10:30 a.m.	Head Coaches' Press Conference	Omni San Diego Hotel
Noon	U.S. Bank Kickoff Luncheon	San Diego Convention Center
3:45 – 4:30 p.m.	Team Walk-Thru (Helmets)	San Diego State University
5:30 p.m.	Cal Pep Rally	Hilton San Diego Bayfront
<b>Wednesday, Dec. 28</b>		
10:00 a.m.	Port of San Diego Big Bay Balloon Parade	Harbor Drive, Downtown San Diego
5:00 p.m.	Bridgepoint Education Holiday Bowl	Qualcomm Stadium
10:00 p.m.	Cal Post-Game Party <i>featuring the Tightwad Hill Band</i>	House of Blues – Gaslamp District

*\*All events and times subject to change*

## CREDENTIALS

Members of the media who wish to cover the Bridgepoint Education Holiday Bowl can apply for credentials by visiting Bridgepoint Education HolidayBowl.com. Approved members of the media can pick up their credentials at the Bridgepoint Education Holiday Bowl office, Monday through Friday, 8:30 a.m. to 5 p.m. through Monday, December 26th. Credentials then can be picked up at the press room at The Omni Hotel on Tuesday, December 27 from 8:30 a.m. to 9:30 a.m. and 2 p.m. to 5 p.m. They also will be available for pick up at the head coaches' press conference at The Omni Hotel on December 27. Credentials not picked up at The Omni Hotel on December 27 will be available for pick up at Media Will Call at Qualcomm Stadium, Gate H, at 1:30 p.m. on game day.

## POST-GAME CEREMONY

The championship trophy will be presented on the field at Qualcomm Stadium immediately following the contest, along with the offensive and defensive players of the game.

## POST-GAME INTERVIEWS

The post-game interview room is located in Media Room (2) adjacent to the team locker rooms, at Ramp C. Following a ten-minute cooling off period, the losing coach and selected players will be escorted to the interview room and begin their press conference. The head coach will make opening statements, followed by a question-and-answer period. The winning head coach and selected players will follow with the format identical to that of the losing team.

## PRESS CONFERENCE

There will be one press conference during bowl week that will include the head coach from each school at The Omni Hotel on Tuesday, December 27 at 10:30 a.m. Each coach will make opening statements, followed by a question-and-answer period.

## STADIUM NAME

Qualcomm Stadium will be temporarily renamed "Snapdragon Stadium" for two San Diego Chargers' games on Dec. 18 and 21 as well as the Holiday Bowl before reverting back to Qualcomm Stadium.

# GAME NOTES

## CAL MEETS TEXAS IN BRIDGEPOINT EDUCATION HOLIDAY BOWL

### CAL vs. TEXAS

**WEDNESDAY, DEC. 28 (5:00 P.M. PST)**

Cal (7-5, 4-5 Pac-12) and Texas (7-5, 4-5 Big 12) will meet for the first time in 41 years in the 2011 Bridgepoint Education Holiday Bowl. Both teams enter the game with identical overall and conference records. Cal finished fourth in the North division of the Pac-12, while Texas tied for sixth in the Big 12. Only two seasons ago, the Longhorns played in the BCS National Championship Game, falling 37-21 to Alabama at The Rose Bowl.

Cal finished the 2011 campaign with three victories in its final four contests, with its only loss during the stretch by a slim 31-28 margin on the road to a Stanford team that is headed to the Tostitos Fiesta Bowl against Oklahoma State after finishing the regular season ranked No. 4 in the BCS Standings, AP Top 25 and USA Today Poll. The Bears started their final month of the regular season with home victories over Washington State and Oregon State, and finished November with an emphatic 47-38 road victory in their regular-season finale over an Arizona State team that had been nationally ranked most of the season.

Texas began its 2011 season with four straight victories and was 6-2 before dropping three of its final four regular-season contests. Two of the three losses came to nationally-ranked teams on the road at Kansas State and against Baylor at home. The Longhorns also fell on the road at Missouri. The lone win during the stretch came in their rival game at Texas Tech.

Texas holds an all-time series lead of 4-0 over Cal, and was ranked in the nation's top 10 in each previous meeting, including the last matchup in 1970 in Austin when a second-ranked Longhorns club prevailed, 56-15. A No. 10 UT team also took the first meeting in 1959 in Austin, 33-0, while the other games were contested in Berkeley with No. 4 Texas squads winning 28-3 in 1961 and 17-0 in 1969.

Cal and Texas will see more of each other in the near future as the teams have scheduled a home-and-home series for the 2015 and 2016 seasons, with the Bears visiting Austin on Sept. 12, 2015, and UT making a return trip to Berkeley on Sept. 10, 2016.

### MORE ON THE BEARS-LONGHORNS MATCHUP

- Cal and Texas have put up strong numbers on defense, with the Longhorns No. 14 in total defense (315.33 ypg) and the Bears No. 26 (339.42 ypg).
- Cal's defense will go up against a Texas offense that is powered by the nation's No. 19 rushing team (210.42 ypg) but only No. 85 in passing (193.58 ypg).
- Cal's balanced offense that is No. 37 in total offense (418.67 ypg), No. 38 in passing (251.50) and No. 48 in rushing (167.17 ypg) will face a Texas defense that has been stingy against the run at No. 11 (103.67 ypg) and No. 47 in pass defense (211.67 ypg).

### CAL'S QUICK HITTERS

- Cal's 2011 team features an All-American and Pac-12 Defensive Player of the Year in linebacker Mychal Kendricks, while three others (WR Keenan Allen, P Bryan Anger, OL Mitchell Schwartz) joined Kendricks as first-team All-Pac-12 selections.
- Cal is bowl eligible in 2011 for the ninth time in 10 seasons under Jeff Tedford and playing in its eighth bowl in the last nine campaigns.
- Cal has clinched its eighth winning season in the last nine years in 2011.
- Cal is playing in the Holiday Bowl for the third time, having defeated Texas A&M (45-10) in 2006 after a loss to Texas Tech (45-31) in 2004.
- Cal has an all-time bowl record of 10-9-1 dating back to the team's first bowl game on January 1, 1921, a 28-0 victory over Ohio State in the Rose Bowl.
- Head coach Jeff Tedford is one win away from his 80th career and Cal victory as he wraps up his 10th season as Cal's head coach.

### BOWLING AND WINNING

Cal has done a lot of both lately with the Bears bowl eligible for the ninth time in the last 10 seasons and playing in their eighth bowl in the last nine campaigns in 2011. Cal has also clinched a winning record for the ninth time in the last 10 campaigns. Cal was bowl eligible for eight straight seasons (2002-09) and played in a school-record string of seven straight bowls from 2003-09. The Bears also equaled another school record with eight consecutive winning seasons before all the runs finally came to an end in 2010 when the Bears finished 5-7 and out of the bowl picture. In its seven consecutive bowl appearances, all under head coach Jeff Tedford, Cal posted a 5-2 (.714) record that also included a school-record four straight bowl wins from 2005-08. Tedford is only Cal head coach to ever record more than two bowl victories.

### GAME 13

#### BRIDGEPOINT EDUCATION HOLIDAY BOWL

**WED., DEC. 28, 2011 (5:00 P.M. PST)**  
**SAN DIEGO, CA**  
**QUALCOMM STADIUM**

**CALIFORNIA GOLDEN BEARS**  
**vs.**  
**TEXAS LONGHORNS**

**TV:** ESPN – Rece Davis (Play-by-Play), Craig James (Analyst), Jesse Palmer (Analyst), Jenn Brown (Sideline)

**Cal Commercial Radio:** KGO 810 AM (San Francisco) – Joe Starkey (Play-by-Play), Troy Taylor (Analyst, \*Pregame Show), Todd McKim (Sideline, \*Pregame Show), Lee Grosscup (\*Postgame Show), Kate Scott (\*Postgame Show)  
**\*Postgame Show:** Claremont Hotel Club & Spa, 41 Tunnel Road, Berkeley, CA

**Cal IMG Radio Network Affiliates:** \*KFTZ 790 AM (Fresno), KESP 970 AM (Modesto), KPRZ 1210 AM (San Diego), KMZT 1260 AM (Los Angeles), KTKZ 1380 AM (Sacramento), \*KFIG 1430 AM (Fresno)  
**\*Primary; \*Secondary**

**All-Access Radio:** The Cal commercial radio broadcast feed of the Holiday Bowl can be heard on the Internet through the All-Access channel on CalBears.com. All-Access can be found under the Multimedia tab at the top of the page.

**National Radio:** ESPN Radio – Bill Rosinski (Play-by-Play), David Norrie (Analyst), Joe Schad (Sideline)

**Cal Student Radio:** KALX 90.7 FM, kalx.com (Berkeley) – Danny Freisinger (Play-by-Play), Elliott Schwimmer (Analyst), Beni Shpringer (Analyst)

**Sirius XM Satellite Radio:** The ESPN Radio feed of the Bridgepoint Education Holiday Bowl can be heard on Sirius XM satellite radio channel 84.

**CalBears.com:** Visit CalBears.com for complete coverage of Cal football and all Cal Athletics.

### 2011 CAL SCHEDULE/ RESULTS

(7-5, 4-5 Pac-12)

Date	Opponent (TV)	Time/Result
9/3	*Fresno State (CSNCA)	W, 36-21
9/10	at Colorado (CSNCA)	W, 36-33(ot)
9/17	<b>Presbyterian</b>	<b>W, 63-12</b>
9/24	*at Washington (FSN/CSNBA)	L, 23-31
10/6	*at No. 9/9 Oregon (ESPN/ESPN 3D)	L, 15-43
10/13	*#USC (ESPN/ESPN 3D)	L, 9-30
10/22	*Utah (CSNBA/KJZZ)	W, 34-10
10/29	*at UCLA (CSNBA/Prime Ticket)	L, 14-31
11/5	*Washington State (CSNCA/ROOT)	W, 30-7
11/12	*Oregon State (CSNCA/ROOT)	W, 23-6
11/19	*at No. 8/9/9 Stanford (ESPN)	L, 28-31
11/25	*at Arizona State (ESPN)	W, 47-38
12/28	!Texas (ESPN)	5:00 p.m. PST
*Pac-12 Games; Rankings (BCS/AP/USA Today or AP/USA Today); *TicketCity Battle by the Bay, Candlestick Park, San Francisco, CA; #Homecoming; !Holiday Bowl, Qualcomm Stadium, San Diego, CA; <b>All Home Games in Bold at San Francisco's AT&amp;T Park, San Francisco, CA</b>		



## Individual Honors/Rankings

### #21 Keenan Allen (So., WR)

Bear Backers MVP Award – Offense (Cal), Biletnikoff Award Semifinalist, Biletnikoff Award Watch List, Fantasy Flash Stock Rising (Athlon), First-Team All-Pac-12 (Coaches, Phil Steele, Yahoo! Sports), Midseason First-Team All-Pac-12 (Phil Steele), Midseason Third-Team All-American (Phil Steele), Paul Hornung Award Watch List, Paul Warfield Award Candidate (Touchdown Club of Columbus, Preseason Wide Receiver Trophy Watch List (CFPA), Preseason Second-Team All-Pac-12 (Phil Steele), Third-Team All-Pac-12 (College Sports Madness), Wide Receiver Honorable Mention Performer of the Week (CFPA, 10/6, 10/13), Wide Receiver Performer of the Week (CFPA, 9/24)

### #19 Bryan Anger (Sr., P)

Cal Players to Watch (Lindy's), Campbell Trophy Candidate, Elite Punter Trophy Winner 2010 and '11 (CFPA), First-Team All-Pac-12 (Coaches, College Sports Madness, ESPN Pac-12 Blog, Phil Steele), J. Scott Duncan Award for Most Valuable Special Teams Player (Cal), Midseason Honorable Mention All-American (Phil Steele), Midseason Second-Team All-Pac-12 (Phil Steele), No. 3 National Top Punter (Athlon), No. 3 Draft Eligible Punter (Phil Steele), Preseason First-Team All-Pac-12 (Athlon, Lindy's, Phil Steele, Sporting News), Preseason Honorable Mention All-American (GoDaddy.com), Preseason Third-Team All-American (Phil Steele), Preseason, Punter Honorable Mention Performer of the Week (CFPA, 9/10, 9/24, 10/22), Punter Performer of the Week (CFPA, 10/29), Ray Guy Award Official Candidate, Ray Guy Award Watch List, Second-Team All-Pac-12 (College Sports Madness, Yahoo! Sports)

### #2 Marc Anthony (Jr., DB)

No. 34 Draft Eligible Cornerback (Phil Steele)

### #41 Todd Barr (Fr., DL)

No. 16 National Defensive Lineman Recruit (Athlon), No. 16 National Freshman Defensive Lineman (Phil Steele), No. 15 Pac-12 Recruit (Athlon)

### #5 Brendan Bigelow (Fr., TB)

No. 2 Cal Recruit (Sporting News), Fantasy Flash Freshman Phenom (Athlon), Kickoff Returner Performer of the Week (CFPA, 9/17), No. 17 National Freshman Running Back (Phil Steele) No. 13 National Running Back Recruit (Athlon), No. 13 Pac-12 Recruit (Athlon), Special Teams Player of the Week (Pac-12, 9/17)

### #6 Kyle Boehm (Fr., QB)

No. 17 National Freshman Quarterback (Phil Steele), No. 18 National Quarterback Recruit (Athlon)

### #68 Mark Brazinski (So., OL)

First-Team Pac-12 All-Academic

### #32 Nathan Broussard (Fr., LB)

Scout Team Player of the Year – Defense (Cal)

### #7 D.J. Campbell (Sr., DB)

Honorable Mention All-Pac-12 (Coaches), Most Improved Player (Cal), Most Valuable Back – Defense (Cal)

### #43 Dan Camporeale (So., LB)

Honorable Mention Pac-12 All-Academic

### #11 Sean Cattouse (Sr., DB)

All-Underrated Pac-12 (ESPN.com Pac-12 Blog), Andy Smith Award for Player with the Most Big "C" Time (Snaps) – Defense (Cal), Cal Players to Watch (Lindy's), Defensive Back Honorable Mention Performer of the Week (CFPA, 9/17), Honorable Mention All-Pac-12 (Coaches), Midseason Third-Team All-Pac-12 (Phil Steele), No. 5 Draft Eligible Strong Safety (Phil Steele), Jim Thorpe Award Candidate, Pappy Waldorf Coaches Award – Defense (Cal), Preseason All-American Third Team (Sporting News), Preseason First-Team All-Pac-12 (Sporting News), Preseason Second-Team All-Pac-12 (Lindy's), Preseason Fourth-Team All-Pac-12 (Phil Steele), Second-Team All-Pac-12 (College Sports Madness), Tatum Award Candidate (Touchdown Club of Columbus)

## A DECADE OF SUSTAINED SUCCESS UNDER TEDFORD

Cal averaged eight wins per year in the first nine seasons (2002-10) under head coach Jeff Tedford and ranked tied for third among Pac-10 teams in victories during that period. The Bears have an opportunity to extend their average of eight wins per season to 10 in a row and close out their first decade under Tedford with 80 victories if they can defeat Texas in the Holiday Bowl. Below is a look at Cal's year-by-year results and bowl appearances in the Tedford era.

Season	Record	Final Rankings	Bowl
2002	7-5	None	Bowl eligible but not selected
2003	8-6	None	Insight (Cal 52, Virginia Tech 49)
2004	10-2	No. 9 (AP/Coaches)	Holiday (Texas Tech 45, Cal 31)
2005	8-4	No. 25 (AP/Coaches)	Las Vegas (Cal 35, BYU 28)
2006*	10-3	No. 14 (AP/Coaches)	Holiday (Cal 45, Texas A&M 10)
2007	7-6	None	Armed Forces (Cal 42, Air Force 36)
2008	9-4	No. 25 (Coaches)	Emerald (Cal 24, Miami, Fla. 17)
2009	8-5	None	Poinsettia (Utah 37, Cal 27)
2010	5-7	None	None
2011	7-5	None	Holiday (Cal vs. Texas)

\*Pac-10 Co-Champion

## KENDRICKS RACKS UP THE HONORS

Mychal Kendrick (Sr., LB) has been the Bears' top award winner following the 2011 regular season. He has been named a second-team All-American by both Phil Steele and College Sports Madness, third-team by Yahoo! Sports and honorable mention by SI.com. At the conference level, he was named the Pac-12 Defensive Player of the Year by the conference coaches, who also named his first-team All-Pac-12 along with College Sports Madness, the ESPN Pac-12 Blog, Phil Steele and Yahoo! Sports. Kendrick is tied for third in the Pac-12 in tackles per game (1.08 tflpg) and tackles (8.0 tpg), while leading the team in both with totals of a career-high 96 tackles and 13.0 tackles for loss. He also co-leads the squad with a pair of interceptions that he has returned for a team-high 62 yards, while adding 3.0 sacks, two pass breakups and two fumble recoveries that he has returned for 33 yards. Kendrick has posted four double-digit tackle games in 2011, including a career-high-tying and team season-high 15 stops at Washington. He also had 13 tackles at Stanford along with a season-high-tying 2.5 tackles for loss (-18 yards) and his first full sack of the season when he dropped Heisman Trophy runner-up Andrew Luck for a 14-yard loss. Kendrick was a fourth-team midseason All-American and first-team midseason All-Pac-12 choice according to Phil Steele.

Kendrick is Cal's active career leader in tackles (248), tackles for loss (35.0), sacks (13.5) and fumble recoveries (7) in 50 games played and 28 starts. He has added four interceptions, a forced fumble, five pass breakups and one blocked kick.

Kendrick became the seventh Cal player to earn Pac-10/12 Player of the Year honors. Previous selections include Chuck Muncie (1975), Ron Rivera (1983, Co-Defensive), Mike Pawlawski (1991, Co-Offensive), Deltha O'Neal (1999, Defensive), Daymeion Hughes (2006, Defensive) and Marshawn Lynch (2006, Offensive).

## 2011 Kendrick Game-By-Game Statistics

Opponent	Tackles, Big Plays	Opponent	Tackles, Big Plays
Fresno State	9 tackles, 2.5 TFL (-10 yards), 0.5 SK (-1 yard), 1 PBU	Utah	2 tackles, 1 INT (32-yard return)
at Colorado	8 tackles, 1.0 TFL (-5 yards)	at UCLA	4 tackles, 1.5 TFL (-3 yards)
Presbyterian	3 tackles	Washington State	6 tackles, 1.0 TFL (-2 yards)
at Washington	15 tackles, 0.5 TFL (-4 yards), 0.5 SK (-4 yards), 1 FR	Oregon State	10 tackles, 1.0 TFL (-1 yard), 1 INT (30-yard return)
at Oregon	6 tackles, 1 PBU	at Stanford	13 tackles, 2.5 TFL (-18 yards), 1.0 SK (-14 yards)
USC	12 tackles, 1.0 TFL (-1 yard)	at Arizona State	8 tackles, 2.0 TFL (-12 yards), 1.0 SK (-11), 1 FR (33 yards)

## KENDRICKS JOINED BY 14 OTHERS ON ALL-PAC-12 TEAM

Mychal Kendrick was joined by 14 others selected in a vote of the conference coaches as All-Pac-12 selections, including first-team picks Keenan Allen (So., WR), Bryan Anger (Sr., P) and Mitchell Schwartz (Sr., OL). Trevor Guyton (Sr., DL) was a second-team selection. An additional 10 Cal players – D.J. Campbell (Sr., DB), Sean Cattouse (Sr., DB), Justin Cheadle (Sr., OL), D.J. Holt (Sr., LB), Marvin Jones (Sr., WR), Anthony Miller (Sr., TE), Isi Sofele (Jr., RB), Matt Summers-Gavin, (Jr., OL), Giorgio Tavecchio (Sr., PK) and Aaron Tipoti (Jr., DL) – earned honorable mention honors.

"I'm very proud of the student-athletes that were recognized as all-conference players," head coach Jeff Tedford said. "All of these guys have worked very hard to put themselves in position to not only help the team but achieve personal recognition."

## ALLEN AMONG NATIONAL AND PAC-12 LEADERS

Keenan Allen ranks second in the Pac-12 and tied for 12th nationally with his per-game average in receptions (7.42), as well as third in the Pac-12 and 12th nationally with his per-game average in receiving yards (105.08). The third-team midseason All-American choice according to Phil Steele led the nation in receiving yards per game for two weeks after contests against USC and Utah. He has career and team-high totals of 89 receptions, 1,261 receiving yards and six touchdown catches. His reception and receiving yard totals are both second on Cal's all-time single season lists, while his touchdown total is only one score from entering the school's all-time single-season list. All three are already career highs. His average of 14.2 yards per reception leads the team's receivers with at least one catch per game and is also a career best. Allen posted a then-career high of 10 catches and a career high 197 receiving yards (fifth all-time on Cal's single-game list) against Washington, with the 197 receiving yards marking the seventh most by a Pac-12 player in 2011. He then set another career-high two games later against USC with 13 grabs for 160 yards, with the 13 receptions tying for third on the school's all-time single-game list. His five 100-yard receiving games are tied for third in the Pac-12. He has had at least five catches and 61 yards receiving 11 of his 12 games in 2011, with the only exception being when he was held to season lows of three catches and 29 receiving yards against Oregon State. Allen also paces the club with 1,340 all-purpose yards and an average of 111.67 per game that ranks 11th in the Pac-12 and 74th nationally. In addition, he is fourth on the team in scoring with 36 points. Allen was one of 10 Biletnikoff Award semifinalists for the honor given annually to the nation's top receiver, as well as a candidate for the Paul Hornung Award bestowed upon the nation's most versatile player.

### 2011 Allen Game-By-Game Statistics

Opponent	Receiving (No.-Yds.-TD-Lg.) ... Other	Opponent	Receiving (No.-Yds.-TD-Lg.) ... Other
Fresno State	8-112-0-31 ... 1 punt return, 7 yards	Utah	8-78-1-16
at Colorado	6-104-1-37 ... 1 rush, 1 yard; 1-1 passing, 27 yards	at UCLA	7-83-0-27 ... 1 rush, 12 yards
Presbyterian	6-85-1-27	Washington State	8-85-0-29 ... 1 rush, 8 yards; 2 punt returns, 20 yards
at Washington	10-197-1-90 ... 2 rushes, 20 yards	Oregon State	3-29-0-19
at Oregon	9-170-1-31	at Stanford	6-97-1-42
USC	13-160-0-27 ... 1 punt return, 5 yards	at Arizona State	5-61-0-34 ... 1 rush, 6 yards

## ALLEN CHASIN' AND BREAKIN' RECORDS

Keenan Allen's current 2011 totals of 89 receptions and 1,261 receiving yards are 11 receptions and 243 yards shy of Cal's single-season records in those categories set by Dameane Douglas in 1998 (100 receptions) and Geoff McArthur in 2003 (1,504 receiving yards). His current totals both rank second on Cal's all-time single-season lists. After 23 games in just under two seasons at Cal, Allen is threatening to move onto the school's all-time top-10 lists with his career totals of 135 receptions (three shy), 1,751 receiving yards (296 shy) and 11 touchdown catches (two shy). He already has six career 100-yard receiving games to rank tied for sixth all-time at Cal. Allen has set one record at Cal in 2011 when he caught a 90-yard touchdown pass from Zach Maynard at Washington that was the longest pass play in school history.

## SOFELE CAL'S LATEST 1,000-YARD RUSHER

Isi Sofele gave Cal its' ninth 1,000-yard rusher in the last 10 years when he reached the mark while rushing for a career high 190 yards and a touchdown on 23 carries against Oregon State. He has since moved to sixth on Cal's single-season rushing list with a total of 1,270 yards on the ground on 232 (5.5 ypr). Sofele is 86 yards away from the fifth spot on the list that Marshawn Lynch currently holds with his 1,356 yards in 2006. He also has a team-high nine rushing touchdowns, a team-high-tying nine total touchdowns, and is tied for second on the squad in scoring with 54 points. In his last six games, Sofele has found paydirt in five of them. His 105.83 yards per-game rushing average has him ranked fourth in the Pac-12 and 20th nationally. Sofele has five 100-yard rushing games to rank tied for fourth in the Pac-12 in that category and has posted at least 74 yards rushing in 11 of his 12 contests in 2011, reaching the mark in every game other than USC. In addition, he has one double-digit run in all 12 of his contests. Sofele is second on the team with his 1,329 all-purpose yards, with his per-game average of 110.75 ranking 12th in the conference and 77th nationally.

### 2011 Sofele Game-By-Game Statistics

Opponent	Rushing (No.-Yds.-TD-Lg.) ... Other	Opponent	Rushing (No.-Yds.-TD-Lg.) ... Other
Fresno State	24-88-2-39	Utah	26-84-1-17 ... 1 kick return, 26 yards
at Colorado	20-84-0-29	at UCLA	15-74-1-15
Presbyterian	18-110-2-25	Washington State	23-138-1-22
at Washington	17-98-0-22 ... 2 receptions, 29 yards	Oregon State	23-190-1-56
at Oregon	12-119-0-34 ... 2 receptions, -2 yards	at Stanford	21-96-0-13
USC	12-44-0-17 ... 2 receptions, 6 yards	at Arizona State	21-145-1-26

## Individual Honors/Rankings

### #61 Justin Cheadle (Sr., OL)

All-Underrated Pac-12 (ESPN.com Pac-12 Blog), Bob Tossier Award for Most Improved Lineman - Offense (Cal), Honorable Mention All-Pac-12 (Coaches), Honorable Mention Pac-12 All-Academic, Lifter of the Year - Senior (Cal), Second-Team All-Pac-12 (Yahoo! Sports), Third-Team All-Pac-12 (College Sports Madness)

### #70 Geoffrey Gibson (Rfr., OL)

Co-Scout Team Player of the Year - Offense (Cal)

### #19 Jason Gibson (Fr., LB)

No. 17 National Freshman Linebacker (Phil Steele), No. 36 Pac-12 Recruit (Athlon)

### #92 Trevor Guyton (Sr., DL)

Brick Muller Award for Most Valuable Lineman - Defense (Cal), Cort Majors Captains Award - Defense (Cal), Defensive Lineman Honorable Mention Performer of the Week (CFPA, 9/3), Joe Roth Award for Player Best Exemplifying Courage, Attitude and Sportsmanship (Cal), Second-Team All-Pac-12 (Coaches, Phil Steele, Yahoo! Sports), Ted Hendricks Award Candidate, Preseason Fourth-Team All-Pac-12 (Phil Steele), Third-Team All-Pac-12 (College Sports Madness), Willis Award Candidate (Touchdown Club of Columbus)

### #3 Maurice Harris (Fr., WR)

No. 50 National Freshman Wide Receiver (Phil Steele), No. 25 National Wide Receiver Recruit (Athlon), No. 33 Pac-12 Recruit (Athlon)

### #3 D.J. Holt (Sr., LB)

All-Underrated Pac-12 (ESPN.com Pac-12 Blog), Bear Backers Co-MVP Award - Defense (Cal), Cort Majors Captains Award - Defense (Cal), Honorable Mention All-Pac-12 (Coaches), Midseason Third-Team All-Pac-12 (Phil Steele), No. 15 Draft Eligible Inside Linebacker (Phil Steele), Preseason Third-Team All-Pac-12 (Phil Steele), Second-Team All-Pac-12 (Phil Steele)

### #90 Mustafa Jalil (Fr., DL)

No. 5 Cal Recruit (Sporting News), No. 25 National Freshman Defensive Lineman (Phil Steele), No. 33 National Defensive Lineman Recruit (Athlon), No. 32 Pac-12 Recruit (Athlon)

### #13 Jalen Jefferson (Fr., LB)

No. 59 National Freshman Linebacker (Phil Steele)

### #1 Marvin Jones (Sr., WR)

All-Underrated Pac-12 (ESPN.com Pac-12 Blog), Biletnikoff Award Watch List, Cal Players to Watch (Lindy's), Fantasy Flash Top Target (Athlon), Cort Majors Captains Award - Offense (Cal), Honorable Mention All-Pac-12 (Coaches), Ken Harvey Award for Player Showing Special Academic Commitment and Improvement (Cal), Midseason Honorable Mention All-American (Phil Steele), Midseason Second-Team All-Pac-12 (Phil Steele), No. 39 Draft Eligible Wide Receiver (Phil Steele), Paul Warfield Award Candidate (Touchdown Club of Columbus), Preseason Second-Team All-Pac-12 (Lindy's), Preseason Third-Team All-Pac-12 (Phil Steele), Wide Receiver Honorable Mention Performer of the Week (CFPA, 9/3)

### #22 Will Kapp (Sr., FB)

Burlsworth Trophy Candidate, Dick Ardal Award for Player Best Exemplifying Cal Spirit - Offense (Cal), Second-Team Pac-12 All-Academic, Stub Allison Award for Most Inspirational Player (Cal)



## Individual Honors/Rankings

### #30 Mychal Kendricks (Sr., LB)

Bear Backers Co-MVP Award – Defense (Cal), Bednarik Award Watch List, Berkeley Breakfast Club Award for Outstanding Player in Big Game – Offense (Cal), Bronko Nagurski Trophy Watch List, Butkus Award Watch List, Cal Players to Watch (Lindy's), First-Team All-Pac-12 (Coaches, College Sports Madness, ESPN Pac-12 Blog, Phil Steele, Yahoo! Sports), Honorable Mention All-American (SI.com), Lambert Award Candidate, Lott IMPACT Trophy Watch List, Linebacker Honorable Mention Performer of the Week (CFPA, 11/12, 11/19, 11/25), Midseason First-Team All-Pac-12 (Phil Steele), Midseason Fourth-Team All-American (Phil Steele), No. 9 National Top Outside Linebacker (Lindy's), No. 30 Draft Eligible Outside Linebacker (Phil Steele), Pac-12 Defensive Player of the Year (Coaches, College Sports Madness), Preseason First-Team All-Pac-12 (Athlon, Lindy's, Phil Steele), Preseason Honorable Mention All-American (GoDaddy.com), Preseason Linebacker Trophy Watch List (CFPA), Rotary Lombardi Award Watch List, Second-Team All-American (College Sports Madness, Phil Steele), Third-Team All-American (Yahoo! Sports)

### #25 Daniel Lasco (Fr., TB)

Co-Scout Team Player of the Year – Offense (Cal), Lifter of the Year – Freshman (Cal), No. 42 National Freshman Running Back (Phil Steele)

### #75 Puka Lopa (Fr., DL)

Scout Team Player of the Year – Defense (Cal)

### #15 Zach Maynard (Jr., QB)

Berkeley Breakfast Club Award for Outstanding Player in Big Game – Offense (Cal), Quarterback Honorable Mention Performer of the Week (CFPA, 9/10), Top Cal Newcomer (Lindy's), Top National Transfers (Athlon)

### #21 Stefan McClure (Fr., DB)

No. 3 Cal Recruit (Sporting News), No. 18 National Defensive Back Recruit (Athlon), No. 31 Pac-12 Recruit (Athlon), No. 38 National Freshman Defensive Back (Phil Steele)

### #80 Anthony Miller (Sr., TE)

Cal Players to Watch (Lindy's), Honorable Mention All-Pac-12 (Coaches), John Mackey Award Watch List, No. 20 Draft Eligible Tight End (Phil Steele), Pappy Waldorf Coaches Award – Offense (Cal), Preseason Tight End Trophy Watch List (CFPA), Tight End Honorable Mention Performer of the Week (9/10, 10/29)

### #50 Viliami Moala (Fr., DL)

No. 4 Cal Recruit (Sporting News), No. 6 Pac-12 Recruit (Athlon), No. 8 National Defensive Tackle Incoming Freshman (Lindy's), No. 9 National Defensive Lineman Recruit (Athlon), No. 10 National Freshman Defensive Lineman (Phil Steele), No. 18 Pac-12 Recruit (Lindy's), No. 99 National Incoming Freshman (Lindy's)

### #8 C.J. Moncrease (Sr., DB)

Andy Smith Award for Player with the Most Big "C" Time (Snaps) – Special Teams (Cal)

### #37 Robert Mullins (Jr., LB)

Everett Merriman Award for Demonstrating Commitment to Community Service

### #95 Ernest Owusu (Sr., DL)

Dick Ardal Award for Player Best Exemplifying Cal Spirit – Defense (Cal), First-Team Academic All-District 8 (Capital One), First-Team Pac-12 All-Academic, Midseason Third-Team All-Pac-12 (Phil Steele)

### #73 Jordan Rigsbee (Fr., OL)

No. 24 National Freshman Offensive Lineman (Phil Steele), No. 31 National Offensive Lineman Recruit (Athlon)

### #82 Richard Rodgers (Fr., TE)

No. 26 National Freshman Tight End (Phil Steele)

## JONES HAVING ANOTHER SOLID SEASON

Marvin Jones, who has led the team in both receptions and receiving yards each of the past two seasons, is having another solid season with 54 receptions, 758 receiving yards and three touchdown catches that are all second on the team behind Keenan Allen (tied for second in touchdown catches). Jones is also second behind Allen among all of Cal's players with one catch or more per game with an average of 13.9 yards per catch.

His 54 receptions are a career high, while his 758 receiving yards are only seven shy of the career high 765 he recorded in 2010.

Jones is ninth in the Pac-12 and 78th nationally with his 63.17 receiving yards per game average, while his 4.50 receptions per contest are 14th in the conference and tied for 93rd nationally.

Jones is Cal's active career leader in receptions (148), receiving yards (2,182) and receiving touchdowns (13). The receptions and receiving yards are eighth on Cal's all-time list, while the receiving touchdowns are tied for 10th. He also has six career 100-yard receiving games to rank tied for sixth.

### 2011 Jones Game-By-Game Statistics

Opponent	Receiving (No.-Yds.-TD-Lg.) ... Other	Opponent	Receiving (No.-Yds.-TD-Lg.) ... Other
Fresno State	5-118-2-42 ... 2 punt returns, 0 yards	Utah	5-69-0-30 ... 2 punt returns, 0 yards
at Colorado	5-55-0-21	at UCLA	1-11-11 ... 3 punt returns, 9 yards
Presbyterian	7-123-1-51 ... 3 punt returns, 24 yards	Washington State	2-19-0-10 ... 1 rush, 23 yards; 1 punt return, 14 yards
at Washington	6-79-0-16	Oregon State	3-23-0-9
at Oregon	6-66-0-18	at Stanford	3-52-0-20
USC	6-89-0-24 ... 1 punt return, 37 yards, 1 rush, -1 yards	at Arizona State	5-54-0-18 ... 2 rushes, 9 yards

## JONES AND ALLEN CATCH STREAKS

Marvin Jones extended his catch streak to 37 consecutive games at Arizona State (school record is 42 by Robert Jordan from 2004-07). Keenan Allen also has a streak going that covers each of the 23 games he has played at Cal since 2010.

## MAYNARD'S FIRST SEASON AS STARTING QUARTERBACK

First-year starting quarterback Zach Maynard has completed 212-of-372 (57.0%) of his passes for 2,802 yards, with 17 touchdowns and 11 interceptions for a 129.43 quarterback rating. Maynard is currently sixth on Cal's all-time single-season list for passing yards and needs 198 yards in the air in the Holiday Bowl to become only the third Cal passer to ever throw for 3,000 yards in a season. He is another 21 yards shy of Nate Longshore's 3,021-yard season in 2006 that is the second-most passing yards in Cal history. Pat Barnes holds the school's single-season record with 3,499 in 1996. In addition, Maynard ranks fourth on the school's single-season list with 2,949 of total offense and is within range of both the second and third-places seasons on the list posted by Aaron Rodgers (3,113, 2003) and Nate Longshore (2,969, 2006). Pat Barnes also holds the school record with 3,416 yards of total offense in 1996.

Maynard came on strong at the end of the 2011 campaign as evidenced by the dramatic rise in his completion percentage, touchdown to interception ratio and quarterback rating. Over the last four games, he has completed 68.1 percent of passes, thrown for five touchdowns to one interception, and posted a 154.25 rating. Over his first eight contests, he hit on 53.4 percent of his passes, had nearly as many interceptions (10) as touchdowns (12), and a rating of 121.31.

On the season, Maynard has thrown for at least 200 yards and completed at least 15 passes in nine of his 12 starts, including each of his first seven contests. He arguably posted his signature game at Stanford when he was 20-of-29 (69.0%) for 280 yards and two touchdowns without throwing an interception, posting slightly better stats than Stanford's Heisman Trophy runner-up Andrew Luck. Maynard has either thrown or run for a touchdown in 11 of 12 contests, while both throwing and running for a score four times. He has also rushed 76 times for 147 yards and four touchdowns on the season. On three occasions, he has rushed for over 35 yards including a career-high 52 in the season opener vs. Fresno State and 40 in the regular-season finale at Arizona State.

### 2011 Maynard Game-By-Game Statistics

Opponent	Passing (C-A-I-TD-Lg.) ... Other	Opponent	Passing (C-A-I-TD-Lg.) ... Other
Fresno State	16-35-1-266-2 ... 6 rushes, 52 yards	Utah	19-29-255-1-44 ... 10 rushes, 36 yards, TD
at Colorado	18-35-1-243-4 ... 1 reception, 27 yards	at UCLA	14-30-4-199-0 ... 9 rushes, 39 yards
Presbyterian	15-25-1-215-3 ... 2 rushes, 14 yards	Washington State	10-17-0-118-1 ... 5 rushes, 4 yards
at Washington	23-43-0-349-1 ... 6 rushes, -5 yards	Oregon State	13-19-1-128-1 ... 6 rushes, 3 yards, TD
at Oregon	20-41-0-218-1 ... 5 rushes, -10 yards	at Stanford	20-29-0-280-2 ... 8 rushes, -4 yards
USC	25-43-3-294-0 ... 9 rushes, -5 yards, TD	at Arizona State	19-26-0-237-1, 5 rushes, 40 yards, TD

## ANDERSON'S ROLE INCREASING AS BACKUP TAILBACK

C.J. Anderson has been emphasized in Cal's offensive attack more over the past four games, compiling a combined 197 yards on 32 rushes (6.2 ypr) with a team-high four touchdowns all on the ground, and catching five passes for 167 yards (33.4 ypc) during the period. Anderson had a huge game in the regular-season finale at Arizona State, becoming the first Cal player to score three touchdowns in a game in 2011. In that contest, Anderson rushed 10 times for 48 yards and two scores while also catching a pass from Maynard for a short gain that he turned into a 74-yard play and his first career receiving touchdown. On the season, he has rushed 68 times for 343 yards (5.0 ypr) and caught seven passes for 186 yards (26.6 ypc). He has nine touchdowns (eight rushing, one receiving) to co-lead the team and is tied for second on the club in scoring with 54 points.

## HOLT STEADY AGAIN IN 2011

D.J. Holt, who shared the team's Bear Backers MVP Award on the defensive side of the ball with Mychal Kendricks and was an honorable mention All-Pac-12 choice, is second on the squad for the second consecutive year with his 81 tackles. In addition, he has added a career-high 10.5 tackles for loss (-40 yards) that are also second on the 2011 club, with at least 1.0 TFL in each of his last nine games. His per-game averages of .88 tackles for loss and 6.75 tackles rank eighth and tied for 10th in the Pac-12, respectively. Holt has added 2.0 sacks (-13 yards) to double his career total, two pass breakups and two quarterback hurries while starting all 12 games. For his career, Holt is tied for first among active Cal players in forced fumbles (3) and second in tackles (217). He has also added 20.5 tackles for loss (-66 yards), 4.0 sacks (-26 yards), two fumble recoveries and eight pass breakups.

### 2011 Holt Game-By-Game Statistics

Opponent	Tackles, Big Plays	Opponent	Tackles, Big Plays
Fresno State	8 tackles, 1.0 TFL (-5 yards)	Utah	9 tackles, 1.0 TFL (-2 yards)
at Colorado	9 tackles	at UCLA	5 tackles, 1.5 TFL (-7 yards), 1.0 SK (-6 yards)
Presbyterian	6 tackles, 1 QBH, 1 PBU	Washington State	6 tackles, 1.0 SK (-6 yards), 1.0 TFL (-6 yards), 1 QBH
at Washington	6 tackles, 1.0 TFL (-2 yards)	Oregon State	10 tackles, 1.0 TFL (-4 yards), 1 PBU
at Oregon	11 tackles, 1.0 TFL (-8 yards)	at Stanford	8 tackles, 1.0 TFL (-2 yards)
USC	2 tackles, 1.0 TFL (-2 yards)	at Arizona State	2 tackles, 1.0 TFL (-1 yard)

## ANGER AGAIN AMONG NATION'S BEST

Bryan Anger, who broke a 23-year-old single-season Cal record with a 45.6 yard punting average in 2010, has once again proved he is among the nation's best in 2011. For each of the past three seasons (2009-11), he has earned first-team all-conference honors and also captured the J. Scott Duncan Award as the team's Most Valuable special teams player. Anger is one of only four players in the history of Cal football to be named first-team all-conference for three consecutive seasons. Given the College Football Performance Awards Elite Punter Trophy for his performance over the last two seasons, Anger has had yet another banner season in 2011 in his fourth campaign as the team's starting punter. He is averaging 44.57 yards per punt in 2011 to rank second in the Pac-12 and 11th nationally for those with the NCAA's minimum number of punts per game. His 2011 average is also fifth on Cal's all-time single-season list and has improved his career average to 43.54 yards per punt, second on Cal's all-time list. He earned an honorable mention spot on Phil Steele's 2011 midseason All-American squad. If Anger can keep his 2011 punting average above his 42.7 he will finish his career with three of the top seven seasons ever by a Cal punter.

### 2011 Anger Game-By-Game Statistics

Opponent	Punting (No.-Yds.-Avg-Lg.) ... Other	Opponent	Receiving (No.-Yds.-TD-Lg.) ... Other
Fresno State	6-213-35.5-44 ... 2 I-20	USC	4-171-42.8-61 ... 1 FC, 1 50+, 1 rush, 5 yards
at Colorado	4-204-51.0-59 ... 1 FC, 3 50+, 2 I-20	Utah	5-231-46.2-62 ... 1 50+, 2 I-20
Presbyterian	2-98-49.0-50 ... 1 bkld, 1 50+, 2 I-20	at UCLA	5-248-49.6-64 ... 2 FC, 3 50+, 3 I-20
at Washington	3-149-49.7-58 ... 2 50+	Washington State	4-165-41.2-60 ... 2 FC, 1 50+, 3 I-20
at Oregon	6-268-44.7-59 ... 1 50+	Oregon State	3-118-39.3-54 ... 2 I-20
at Stanford	2-87-43.5-48 ... 2 FC, 1 I-20	at Arizona State	2-98-49.0-57 ... 1 50+

## TAVECCHIO HAVING MEMORABLE SENIOR SEASON

Giorgio Tavecchio has made 19-of-22 field goal attempts for a Pac-12 high 86.4 percentage and also leads the conference in field goals per game (1.58), ranking tied for 11th nationally in the latter category. Tavecchio paces Cal in scoring with 92 points (tied for 49th nationally) and has moved into fifth place on the school's all-time scoring list with 252 career points. He is the first Cal player to pace the Pac-12 in field goals made since Doug Brien led the conference and the nation in 1991 with an average of 1.73 per game. No Cal player in recorded history has ever led the conference in field goal percentage. He is also sixth in the Pac-12 in scoring and third in scoring among kickers with a per-game average of 7.7. In addition, his career-high 17 points at Arizona State in the regular-season finale are tied for the most by a Pac-12 player in 2011 and earned him Pac-12 Special Teams Player of the Week honors for the second time in his career. He also has a career-long 54-yard field goal at Oregon in 2011 that is the longest by a Pac-12 player this season, while his nine extra-point makes and attempts vs. Presbyterian both equal the most by a conference player in 2011.

## Individual Honors/Rankings

### #17 Brennan Scarlett (Fr., LB)

No. 1 Cal Recruit (Sporting News), No. 2 Oregon Recruit (Lindy's), No. 23 National Freshman Defensive Lineman (Phil Steele), No. 26 National Defensive Lineman Recruit (Athlon), No. 28 Pac-12 Recruit (Athlon)

### #72 Mitchell Schwartz (Sr., OL)

Brick Muller Award for Most Valuable Lineman - Offense (Cal), Cal Players to Watch (Lindy's), Campbell Trophy Candidate, Cort Majors Captains Award - Offense (Cal), First-Team All-Pac-12 (Coaches, ESPN Pac-12 Blog, Phil Steele), First-Team Pac-12 All-Academic, Midseason Second-Team All-Pac-12 (Phil Steele), No. 24 Draft Eligible Tackle (Phil Steele), Outland Trophy Watch List, Parker Award Candidate, Preseason First-Team All-Pac-12 (Athlon, Phil Steele), Preseason Second-Team All-Pac-12 (Lindy's), Preseason Third-Team All-American (GoDaddy.com, Sporting News), Rotary Lombardi Award Watch List, Second-Team All-Pac-12 (College Sports Madness, Yahoo! Sports)

### #4 Avery Sebastian (Fr., DB)

No. 17 National Defensive Back Recruit (Athlon), No. 25 National Freshman Defensive Back (Phil Steele), No. 30 Pac-12 Recruit (Athlon)

### #20 Isi Sofele (Jr., TB)

All-Underrated Pac-12 (ESPN.com Pac-12 Blog), Game-Changer (Sporting News), Honorable Mention All-Pac-12 (Coaches), Ken Cotton Award for Most Courageous Player - Offense (Cal), Most Valuable Back - Offense (Cal), Running Back Honorable Mention Performer of the Week (CFPA, 11/12), Second-Team All-Pac-12 (Yahoo! Sports), Third-Team All-Pac-12 (College Sports Madness)

### #48 Eric Stevens (Jr., FB)

Burlsworth Trophy Candidate

### #75 Matt Summers-Gavin (Jr., OL)

Andy Smith Award for Player with the Most Big "C" Time (Snaps) - Offense (Cal), Honorable Mention All-Pac-12 (Coaches), Second-Team Pac-12 All-Academic, Third-Team All-Pac-12 (Phil Steele)

### #40 Giorgio Tavecchio (Sr., PK)

Burlsworth Trophy Candidate, Campbell Trophy Semifinalist, First-Team Academic All-District 8 (Capital One), First-Team All-Pac-12 (Yahoo! Sports), Honorable Mention All-Pac-12 (Coaches), Midseason Third-Team All-Pac-12 (Phil Steele), National Football Foundation Scholar-Athlete Award Candidate, Placekicker Honorable Mention Performer of the Week (CFPA, 9/24, 10/6, 11/25), Preseason Fourth-Team All-Pac-12 (Phil Steele, Special Teams Player of the Week (Pac-12, 11/25), Schlusseringer Coaches Award for Outstanding Athletic Ability, Academic Success and Community Service (Cal), Second-Team All-Pac-12 (Phil Steele), Second-Team Pac-12 All-Academic, Third-Team All-Pac-12 (College Sports Madness)

### Jeff Tedford (Head Coach)

Best Pac-10 Recruiter (Sporting News)

### #50 Aaron Tipoti (Jr., DL)

Bob Tessier Award for Most Improved Lineman - Defense (Cal), Honorable Mention All-Pac-12 (Coaches), Ken Cotton Award for Most Courageous Player - Defense (Cal), Third-Team All-Pac-12 (College Sports Madness)

### #31 John Tyndall (Sr., FB)

First-Team Pac-12 All-Academic

### #44 David Wilkerson (Fr., LB)

Linebacker Honorable Mention Performer of the Week (CFPA, 10/22)

### #74 Matt Williams (Jr., OL)

No. 48 National Incoming Juco Player (Phil Steele)



## Cal in NCAA Team Stats

(Thru 12/10/2011)

**RUSHING OFFENSE:** 48th, 167.17 ypg  
**PASSING OFFENSE:** 38th, 251.50 ypg  
**TOTAL OFFENSE:** 37th, 418.67 ypg  
**SCORING OFFENSE:** T47th, 29.83 ppg  
**RUSHING DEFENSE:** 37th, 130.33 ypg  
**PASS DEFENSE:** 38th, 120.83 ypg  
**TOTAL DEFENSE:** 26th, 339.42 ypg  
**SCORING DEFENSE:** 52nd, 24.42 ppg  
**NET PUNTING:** 7th, 40.24 ypp  
**PUNT RETURNS:** 99th, 5.26 ypr  
**KICKOFF RETURNS:** 97th, 19.81 ypr  
**TURNOVER MARGIN:** 32nd, .33  
**PASS DEFENSE:** 43rd, 209.08 ypg  
**PASSING EFFICIENCY:** 68th, 126.47  
**SACKS:** 17th, 2.67 spg  
**TACKLES FOR LOSS:** 5th, 7.67 tflpg  
**SACKS ALLOWED:** 56th, 1.83 sapg

\*Complete NCAA team stats available at [ncaa.org](http://ncaa.org)

## Cal in NCAA Individual Stats

**RUSHING:** Isi Sofele, 20th, 105.83 ypg  
**PASSING EFFICIENCY (Min. 15 Att./Game):** Zach Maynard, 64th, 129.43  
**TOTAL OFFENSE:** Zach Maynard, 41st, 245.75 ypg  
**RECEPTIONS PER GAME:** Keenan Allen, T12th, 7.42 rpg; Marvin Jones, T93rd, 4.50 rpg  
**RECEIVING YARDS PER GAME:** Keenan Allen, 12th, 105.08 ypg; Marvin Jones, 78th, 63.17 ypg  
**PUNTING:** Bryan Anger, 11th, 44.57 ypp  
**FIELD GOALS:** Giorgio Tavecchio, T11th, 1.58 fgpg  
**SCORING:** Giorgio Tavecchio, T49th, 7.67 ppg  
**ALL-PURPOSE RUNNERS:** Keenan Allen, 74th, 111.67 ypg; Isi Sofele, 77th, 110.75  
**TACKLES:** Mychal Kendrick, T81st, 8.00 tflpg  
**TACKLES FOR LOSS:** Mychal Kendrick, T57th, 1.08 tflpg

\*Complete NCAA individual stats available at [ncaa.org](http://ncaa.org)

Tavecchio, who has played in 45 contests at Cal from 2008-11, is within reasonable striking distance of the third-place position currently held by Jim Breech (260 points, 1947-77). Tom Schneider (257 points, 2004-06) is currently fourth. Tavecchio has made 47-of-63 (74.6%) field goal attempts and 111-of-119 (93.3%) extra-point tries. He has also kicked off 242 times in his career for 14,585 yards and an average of 60.3 yards per kickoff with 14 touchbacks, leading all active Cal players in each category. Tavecchio made the first 65 extra-point tries of his career before the streak was snapped on his second PAT attempt in the seventh game of his junior year against Arizona State. He also has eight career tackles.

## 2011 Tavecchio Game-By-Game Statistics

Opponent	FG (M-A-Lg.)	PAT (M-A)	KO	Other	Opponent	FG (M-A-Lg.)	PAT (M-A)	KO	Other
Fresno State	1-1-40	3-5	7-406-58.0		Utah	2-3-37	4-4	7-439-62.7-1TB	
at Colorado	1-1-39	3-4	6-420-70.0-4TB		at UCLA	0-1-NA	2-2	3-191-63.7	
Presbyterian	0-0-NA	9-9	10-527-52.7-1TB	1 tackle	Washington State	1-1-43	3-4	6-341-56.8	
at Washington	3-3-36	2-2	6-378-63.0	2 tackles	Oregon State	1-1-32	2-3	5-307-61.4	
at Oregon	3-4-54	0-0	5-303-60.6		at Stanford	2-2-25	2-2	5-327-65.4	
USC	1-2-27	0-1	3-199-66.3		at Arizona State	4-4-48	5-5	10-609-60.9-1TB	1 tackle

## OTHER INDIVIDUAL NOTABLES

- Second-team All-Pac-12 selection Trevor Guyton should have his own note. He was the only player to garner three team awards, earning the Joe Roth Award given to the player best exemplifying courage, attitude and sportsmanship, in addition to the Brick Muller Award as the top lineman on defense and being selected on the defensive side of the ball for a Cort Majors Captains Award. Guyton co-leads Cal with 4.5 sacks (-23 yards) and ranks third on the club with his 10.0 tackles for loss (-36 yards), with his per-game averages of .83 tackles for loss and .38 sacks checking in tied for ninth and tied for 15th in the conference. He also co-leads the squad in forced fumbles and fumble recoveries with two each, with his .17 fumble recoveries per game tied for sixth in the Pac-12. Guyton's 42 tackles are first among Cal's defensive linemen and sixth on the team overall. For his career, he has equaled D.J. Holt's three forced fumbles for the most of any active Cal player. He also has 91 tackles, 22.5 tackles for loss (-91 yards), 10.0 sacks (-66 yards) and two fumble recoveries, one of which he returned 19 yards for a touchdown against Fresno State in the 2011 season opener.

- Sean Cattouse is third on the club with a career-high 71 tackles and shares the team lead in both interceptions and fumble recoveries with two each, returning his two picks for 20 yards. Cattouse has added 3.5 tackles for loss (-7 yards), 1.0 sack (-2 yards) and two pass breakups. He leads all active Cal players for his career with seven interceptions that he has returned for 44 yards and 17 pass breakups, while adding 180 tackles, 7.0 tackles for loss (-11 yards), 2.0 sacks (-3 yards) and two fumble recoveries.

- D.J. Campbell ranks fourth on the team with a career-high 63 tackles and shares the squad's lead in both interceptions and fumble recoveries with two each, with his .17 fumble recoveries per game tied for sixth in the Pac-12. He has career totals of 102 tackles, 4.5 tackles for loss (-24 yards), 2.0 sacks (-17 yards), one forced fumble, four fumble recoveries and seven pass breakups.

- Steve Williams and Marc Anthony are making a run at the school's all-time single-season list in pass breakups. Williams is tied for 10th with 11, while Anthony has 10 and is only one outside of the school's all-time top 10 for a single season. Anthony's total has come in two fewer games and with the addition of one interception he is tied for fourth in the conference in passes defended per game (1.10). Williams has added a pair of interceptions and ranks fifth in the Pac-12 with an average of 1.08 passes defended per game.

- Michael Calvin is having the most productive season of his career with 19 catches, 260 receiving yards and his first career touchdown reception. His catches, receiving yards and average of 13.7 yards per reception are all career bests.

- Anthony Miller is having a solid season with 23 catches for 254 yards and a three of his five career touchdown receptions. He has also received significant support from his backup tight end Spencer Hagan, who has contributed all 12 catches, 94 receiving yards and two touchdown receptions of his career.

- Ernest Owusu co-leads the team with 4.5 sacks (-25 yards), while adding 7.5 tackles for loss (-30 yards) to rank fourth on the club and 27 tackles, which is second among the team's defensive linemen. His .38 sacks per game are tied for 15th in the Pac-12, while his 0.63 tackles for loss per contest are 25th. Owusu also has two pass breakups, a quarterback hurry and a forced fumble in 12 games played and eight starts. All of his numbers are career highs.

- Josh Hill is having the biggest season of his career with 48 tackles, 3.0 tackles for loss (-11 yards), 1.0 sack (-4 yards), a team-high-tying two interceptions that he has returned for 32 yards with one of them against Utah being Cal's only interception return for a touchdown this season, five pass breakups and one forced fumble. All of the numbers Hill has recorded in 2011 while playing in all 12 games and starting six are either career highs or tied for career highs.

## BIG PLAYS ARE BACK

Big plays have returned to the Cal offense in 2011. The Bears have had 62 plays (41 passing, 21 rushing) from the line of scrimmage that have covered 20 or more yards in 2011, easily surpassing the total of 39 the Bears posted in 12 regular-season games last year. With an average of 5.2 plays per game covering 20 or more yards in 2011, Cal is only slightly behind the pace of a stellar big-play season in 2009 when the Golden Bears had 72 plays that covered at least 20 yards for an average of 5.5 plays per game. Zach Maynard has been involved in a team-high 40 of the 62 plays this season, while other big-play playmakers on offense have included Keenan Allen (17), Isi Sofole (14), Marvin Jones (12), C.J. Anderson (6), Anthony Miller (4), Michael Calvin (4), Allan Bridgford (3) and Will Kapp (1). The longest play of the year was a school-record 90-yard pass from Maynard to Allen at Washington, while the longest rushing play was Isi Sofole's 56-yarder against Oregon State.

## BIG PLAYS ARE BACK ON DEFENSE, TOO

For the second consecutive season, Cal is among the conference and national leaders in sacks. Through the first 12 games of 2011, the Bears have 32.0 sacks and are third in the Pac-12 and 17th nationally in sacks per game (2.67). A year ago, Cal led the Pac-10 and ranked No. 13 nationally with an average of 2.86 sacks per game. Cal's tackles for loss numbers are way up in 2011 with a total of 92.0 as the Bears' per-game average leads the Pac-12 and ranks fifth nationally (7.67). Last year, Cal was sixth in the Pac-10 and 42nd nationally (6.33).

## SPREADING OUT THE SACKS

A group of 16 players have contributed to Cal's 32.0 total sacks in 2011. Trevor Guyton and Ernest Owusu co-lead the team with 4.5 sacks and an average of .38 per game that is tied for 15th in the Pac-12. David Wilkerson had added 4.0 sacks in nine games and is actually ahead of Guyton and Owusu in the conference rankings at 10th with a per-game average of .44. Others that have recorded sacks in 2011 include Mychal Kendricks (3.0), Cecil Whiteside (3.0), D.J. Holt (2.0), Kendrick Payne (2.0), Chris McCain (1.5), Aaron Tipoti (1.5), Sean Cattouse (1.0), Deandre Coleman (1.0), Ryan Davis (1.0), Josh Hill (1.0), Robert Mullins (1.0), Mustafa Jalil (0.5) and C.J. Moncrease (0.5).

## SECOND IN PAC-12, SEVENTH NATIONALLY IN PUNTING

Cal is ranked second in the Pac-12 and seventh nationally in net punting, with the latter the highest ranking in recorded history for the Golden Bears. Cal's net average is four positions better than the No. 11 individual national ranking punter Bryan Anger holds. The Bears have a net yards per punt average of 40.24 and have improved significantly in each of the two seasons under special teams coordinator Jeff Genyk, picking up 11 spots from their No. 30 position (37.31 nypg) the year before Genyk's arrival to No. 19 in 2010 (38.51 nypg) and another 12 spots to their current No. 7 position.

## THE DEFENSIVE SIDE OF THE BALL

Cal is second in the Pac-12 in total defense (339.42 ypg) and leads the conference in pass defense (209.08 ypg), ranking 26th and 43rd nationally, respectively. The Bears also pace the Pac-12 and are ranked fifth nationally in tackles for loss (7.67 tflpg), as well as are third in the conference and 17th nationally in sacks (2.67 spg). In addition, the Bears share the league lead in opponents' first down, allowing only 17.8 per game. In the back-to-back wins over Washington State and Oregon State that started their successful final month of November, Cal only allowed a combined 13 points and held the Cougars and Beavers to an average of 48.0 rushing yards per game. Cal has held five opponents under 70 yards rushing in 2011.

## CAL'S OFFENSE IMPROVED IN 2011

Cal's offensive unit has shown tremendous improvement in 2011, increasing its total production from 334.00 yards per game and a No. 90 national ranking in 2010 to 418.67 yards per game and a No. 37 national showing this season. The passing game moved nationally from No. 94 (175.08) to No. 38 (251.50 ypg). The running game was also slightly better, going from 158.92 yards per contest (No. 52) to 167.17 (No. 48).

### Offensive Comparison – 2011 vs. 2010

Category	2011 (Pac-12/NCAA Rank)	2010 (Pac-12/NCAA Rank)
Rushing Offense	167.17 ypg (No. 4/48)	158.92 ypg (No. 6/52)
Passing Offense	251.50 ypg (No. 7/38)	175.08 ypg (No. 9/94)
Total Offense	418.67 ypg (No. 7/37)	334.00 ypg (No. 7/90)

## Pac-12 Standings

(Thru 12/10/2011)

### NORTH

Team	Pac-12	Overall
!+Oregon	8-1	11-2
+Stanford	8-1	11-1
+Washington	5-4	7-5
+Cal	4-5	7-5
Oregon State	3-6	3-9
Washington State	2-7	4-8

### SOUTH

Team	Pac-12	Overall
^USC	7-2	10-2
*+UCLA	5-4	6-7
+Utah	4-5	7-5
+Arizona State	4-5	6-6
Arizona	2-7	4-8
Colorado	2-7	3-10

!Pac-12 Championship Game winner; \*Division champion; +Bowl participant; ^ineligible for postseason in 2011

## Pac-12 Bowl Games

Thursday, Dec. 22 (TV) – MAACO Las Vegas Time  
Arizona State vs. Boise State (ESPN) 6:00 p.m. MST

Wednesday, Dec. 28 (TV) – Bridgepoint Education Holiday Time  
Cal vs. Texas (ESPN) 5:00 p.m. PST

Thursday, Dec. 29 (TV) – Valero Alamo Time  
Washington vs. Baylor (ESPN) 8:00 p.m. CST

Saturday, Dec. 31 (TV) – Hyundai Sun Time  
Georgia Tech vs. Utah (ESPN) Noon MST

Saturday, Dec. 31 (TV) – Kraft Fight Hunger Time  
Illinois vs. UCLA (ESPN) 12:30 p.m. PST

Monday, Jan. 2 (TV) – Rose Bowl Game presented by Vizio Time  
Wisconsin vs. Oregon (ESPN) 2:00 p.m. PST

Monday, Jan. 2 (TV) – Tostitos Fiesta Time  
Stanford vs. Oklahoma State (ESPN) 5:30 p.m. PST

## Cal in Pac-12 Team Stats

SCORING OFFENSE: 17th, 29.8 ppg  
SCORING DEFENSE: 5th, 24.4 ppg  
TOTAL OFFENSE: 7th, 418.7 ypg  
TOTAL DEFENSE: 2nd, 339.4 ypg  
RUSHING OFFENSE: 4th, 167.2 ppg  
RUSHING DEFENSE: 4th, 130.3 ypg  
PASS OFFENSE: 7th, 251.5 ypg  
PASS DEFENSE: 1st, 209.1 ypg  
PASS EFFICIENCY: 9th, 126.4  
PASS DEFENSE EFFICIENCY: 3rd, 120.8  
KICKOFF RETURNS: 11th, 19.8 ypr  
PUNT RETURNS: 8th, 5.3 ypr  
INTERCEPTIONS: 5th, .92 ipg  
PUNTING: 2nd, 40.2 nypg  
KICKOFF COVERAGE: 9th, 41.2 nya  
FIELD GOALS: 2nd, 19-22 (.864%)  
PAT KICKING: 12th, 35-41 (.854%)  
SACKS BY: 3rd, 2.67 spg  
SACKS AGAINST: 4th, 1.83 spg  
FIRST DOWNS: 7th, 22.0 fdpg  
OPP 1ST DOWNS: 11th, 17.8 fdpg  
3RD-DOWN CONVERSIONS: 7th, 66-163 (40.5%)  
OPP 3RD-DOWN CONVERSIONS: 3rd, 60-165 (36.4%)  
4TH-DOWN CONVERSIONS: 12th, 8-23 (34.8%)  
OPP 4TH-DOWN CONVERSIONS: 7th, 9-20 (45.0%)  
FEWEST PENALTY YARDS: 11th, 74.2 ypg  
OPPONENT PENALTY YARDS: 4th, 68.0 ypg  
TIME OF POSSESSION: 3rd, 32:01 toppg  
TURNOVER MARGIN: 5th, +4, .33 pg (23 gained, 19 lost)  
RED ZONE OFFENSE: T2nd, 48-54 (88.9%, 33 TD, 15 FG)  
RED ZONE DEFENSE: 4th, 32-40 (80.0%, 21 TD, 11 FG)  
ON-SIDE KICKS BY: T2nd, 0 recovered, 1 attempt (0.0%)  
ON-SIDE KICKS AGAINST: T1st, 0 recovered, 1 attempt (0.0%)



## Cal in Pac-12 Individual Stats

(Thru 12/10/2011)

**RUSHING:** Isi Sofele, 4th, 105.8 ypg  
**PASSING:** Zach Maynard, 7th, 233.5 ypg  
**PASS EFFICIENCY:** Zach Maynard, 9th, 129.4  
**RECEPTIONS:** Keenan Allen, 2nd, 7.4 rpg  
**RECEIVING YARDS:** Keenan Allen, 3rd, 105.1 ypg; Marvin Jones, 9th, 63.2  
**TOTAL OFFENSE:** Zach Maynard, 6th, 245.8 ypg  
**SCORING:** Giorgio Tavecchio, 6th, 7.7 ppg  
**SCORING (KICK):** Giorgio Tavecchio, 3rd, 7.7 ppg  
**PUNTING:** Bryan Anger, 4th, 44.6 ypg  
**FIELD GOALS:** Giorgio Tavecchio, 1st, 1.58 fpgp  
**FIELD GOAL PERCENTAGE:** Giorgio Tavecchio, 1st, 19-22 (86.4%)  
**TACKLES:** Mychal Kendricks, 4th, 8.0 tpg; D.J. Holt, T10th, 6.8 tpg; Sean Cattouse, 22nd, 5.9 tpg; D.J. Campbell, T33rd, 5.2 tpg  
**SACKS:** David Wilkerson, 10th, .44 spg; Trevor Guyton, T15th, .38 spg; Ernest Owusu, T15th, .38 spg; Cecil Whiteside, T18th, .33 spg  
**TACKLES FOR LOSS:** Mychal Kendricks, T3rd, 1.08 tfgp; D.J. Holt, 8th, .88 tfgp; Trevor Guyton, T9th, .83 tfgp  
**PASSES DEFENDED:** Marc Anthony, 4th, 1.10 pdpg; Steve Williams, 5th, 1.08 pdpg  
**FUMBLES FORCED:** Cecil Whiteside, 8th, .22 fpgp  
**FUMBLES RECOVERED:** D.J. Campbell, T6th, .17 frgp; Sean Cattouse, T6th, .17 frgp; Mychal Kendricks, T6th, .17 frgp; Trevor Guyton, T6th, .17 frgp

## Cal's Pac-12 Team Game Highs

**POINTS SCORED KICKING (tied):** 17, at Arizona State  
**LONGEST PLAY FROM SCRIMMAGE (tied):** 90, at Washington (pass)  
**LONGEST PASS:** 90, at Washington  
**HAD INTERCEPTED (tied):** 4, at UCLA  
**FIELD GOAL ATTEMPTS (tied):** 4, at Oregon; at Arizona State  
**FIELD GOAL MADE (tied):** 4, at Arizona State  
**LONGEST FIELD GOAL:** 54, at Oregon  
**FIELD GOAL PERCENTAGE (tied):** 100.0, at Arizona State (4-4); at Washington (3-3); vs. Fresno State (1-1); at Colorado (1-1); vs. USC (1-1); vs. Washington State (1-1); vs. Oregon State (1-1), at Stanford (2-2)  
**PAT KICKS ATTEMPTED (tied):** 9, vs. Presbyterian  
**PAT KICKS MADE (tied):** 9, vs. Presbyterian  
**PAT KICKS PERCENTAGE (tied):** 100.0, vs. Presbyterian (9-9); at Arizona State (5-5); vs. Utah (4-4); at Washington (2-2); at UCLA (2-2); at Stanford (2-2)  
**2-POINT PAT'S MADE (tied):** 1, at Stanford  
**KICK RETURN TDs (tied):** 1, vs. Presbyterian  
**INTERCEPTION RETURN TDs (tied):** 1, vs. Utah  
**TURNOVERS COMMITTED (tied):** 5, vs. USC; at UCLA  
**PENALTIES:** 15, vs. Oregon State

## Cal's Pac-12 Individual Player Game Highs

**POINTS SCORED KICKING (tied):** 17, at Arizona State  
**LONGEST PLAY FROM SCRIMMAGE (tied):** 90, Zach Maynard to Keenan Allen at Washington (pass)  
**LONGEST PASS:** 90, Zach Maynard at Washington  
**HAD INTERCEPTED (tied):** 4, Zach Maynard, at UCLA  
**LONGEST RECEPTION:** 90, Keenan Allen at Washington  
**FIELD GOAL ATTEMPTS (tied):** 4, Giorgio Tavecchio, at Oregon; at Arizona State  
**FIELD GOALS MADE (tied):** 4, Giorgio Tavecchio, at Arizona State  
**LONGEST FIELD GOAL:** 54, Giorgio Tavecchio, at Oregon  
**FIELD GOAL PERCENTAGE (tied):** 100.0%, Giorgio Tavecchio at Arizona State (4-4); at Washington (3-3); vs. Fresno State (1-1), at Colorado (1-1); vs. USC (1-1); vs. Washington State (1-1); vs. Oregon State (1-1); at Stanford (2-2)  
**PAT KICKS ATTEMPTED (tied):** 9, Giorgio Tavecchio, vs. Presbyterian  
**PAT KICKS MADE (tied):** 9, Giorgio Tavecchio, vs. Presbyterian  
**PAT KICKS PERCENTAGE (tied):** 100.0%, Giorgio Tavecchio, vs. Presbyterian (9-9); at Arizona State (5-5); at Washington (2-2); at UCLA (2-2); at Stanford (2-2)  
**KICK RETURN TDs (tied):** 1, Brendan Bigelow, vs. Presbyterian  
**INTERCEPTION RETURN TDs (tied):** 1, Josh Hill, vs. Utah

## Cal's Pac-12 Opponent Game Lows

**TOTAL OFFENSE YARDS:** 48, vs. Presbyterian  
**TOTAL OFFENSE YARDS/PLAY:** 1.0, vs. Presbyterian  
**YARDS PER RUSH (tied):** 0.5, Utah  
**PASSING YARDS:** 28, vs. Presbyterian  
**YARDS PER COMPLETION:** 4.7, vs. Presbyterian  
**PASS COMPLETION PERCENTAGE (tied):** 30.0, vs. Presbyterian  
**LONGEST PASS:** 10, vs. Presbyterian  
**FIRST DOWNS:** 3, vs. Presbyterian  
**FIRST DOWNS RUSHING (tied):** 1, vs. Presbyterian  
**FIRST DOWNS PASSING (tied):** 1, vs. Presbyterian  
**PENALTIES (tied):** 3, vs. Utah

\*Complete Pac-12 stats available at [pac-12.org](http://pac-12.org)

## BEARS AS THE BEST, AGAINST THE BEST

Cal is 15-8 when playing as a top-10 team and 36-21 when ranked in the top 25 of at least one set of rankings since head coach Jeff Tedford took over in 2002. Cal has played 32 nationally ranked teams during the Tedford era and posted a 13-19 record in those contests. The Bears are 0-2 in 2011 against nationally ranked teams with losses at Stanford (No. 8 AP, No. 9 BCS/USA Today and Oregon (No. 9 AP/USA Today) on Oct. 6 and Nov. 19 in their only games against ranked teams in 2011. In 2009, the Bears recorded back-to-back wins in consecutive weeks over nationally ranked teams for the first time since 1950, defeating No. 18 Arizona (Nov. 14) at Memorial Stadium before winning at No. 14 Stanford (Nov. 21). Cal has dropped five consecutive games against ranked teams since, falling to No. 23 Utah in the 2009 Poinsettia Bowl, last season to No. 6 Stanford and the top-ranked Ducks, and then again to Oregon and Stanford in 2011. Cal will take on one more ranked team in 2011 against Texas (No. 24 BCS) in the Holiday Bowl.

Prior to the 2011 campaign, Cal had been ranked among the nation's top 25 teams at one point in each of the previous seven seasons and eight times in nine campaigns from 2002-10. The Bears have yet to be ranked in 2011 but were among teams receiving votes in the USA Today Poll twice in weeks three and four, and the AP Top 25 in week four.

## HOME AND THE ROAD

Cal posted a 4-1 record in its five 2011 regular-season home contests while playing at AT&T Park. Cal was 1-0 in neutral site games in 2011 (a 36-21 win over Fresno State in the season-opening Battle by the Bay at Candlestick Park) and 2-4 in road contests. The Bears will return to Memorial Stadium in Berkeley, which is currently undergoing an extensive renovation and retrofit, for their 2012 home contests.

## TIED FOR THIRD NATIONALLY IN 90-YARD PLUS DRIVES

Cal is tied for third nationally in 2011 with five scoring drives of more than 90 yards that have all resulted in touchdowns. The Bears had drives of 92 and 91 yards in their season opener against Fresno State, 91 on the first possession at Washington, and 91 and 96 vs. Oregon State. Cal established season highs in plays (16), yards (96) and time elapsed (9:01) on the second drive of 90-plus yards against the Beavers.

## OFFENSIVE LINE NOW AT 145 COMBINED STARTS

The Bears' 2011 offensive line features a significant amount of starting experience. The Bears have had the same five starters in 11 of their first 12 games in 2011, with the only exception Brian Schwenke being replaced at left guard by Justin Gates in the ninth game of the season against Washington State when Schwenke missed the game due to an illness. The six players that have starting experience for Cal having combined to make 145 collegiate starts – Mitchell Schwartz (50), Justin Cheadle (34), Matt Summers-Gavin (24), Schwenke (23), Dominic Galas (13) and Gates (1).

## SCORE 30 OR MORE POINTS, USUALLY WIN

Cal is 61-5 all-time when putting 30 points or more on the scoreboard under head coach Jeff Tedford, with a 6-0 mark in 2011. Cal has scored 30 or more points in six of its seven victories this season, with the wins coming over Presbyterian (63), Arizona State (47), Colorado (36), Fresno State (36), Utah (34) and Washington State (30). The Bears had won 30 consecutive games when they scored at least 30 points prior to a 52-31 loss at Nevada on Sept. 17, 2010. When the Bears don't score at least 30 points, their record under Tedford is 18-42, including a 1-5 mark in 2011 with losses to Stanford (28), Washington (23), Oregon (15), at UCLA (14) and vs. USC (9). The Bears did defeat Oregon State, 23-6, despite not scoring 30 or more points.

## TURNOVER MARGIN A KEY

The turnover battle has been emphasized since head coach Jeff Tedford's arrival at Cal in 2002 and rightly so. The Bears are 45-8 when committing fewer turnovers than opponents during the Tedford era, compared to 17-10 when tied and 17-28 when opponents win the battle. In conference games, Cal is 28-6 with a positive margin in turnovers, 10-7 when the turnover table is tied and 10-24 with a deficit. However, the numbers in 2011 have not following the trend quite as strongly as in previous seasons as the Bears have won three games (Fresno State, at Colorado, Washington State) despite not winning the turnover battle. Cal did win the turnover battle in victories over Presbyterian, Utah, Oregon State and Arizona State. Turnovers also played a critical role in losses against USC and at UCLA, with Cal turning the ball over a season-high-tying five times in each contest. Cal also turned the ball over twice in a loss at Stanford, while the Cardinal turned it over only once. Cal has won the turnover battle twice (at Washington, at Oregon) in its five losses.

## CAPITALIZING ON OPPONENTS' TURNOVERS

Cal has scored 82 points either on or on the drive immediately following their 23 turnovers in 2011. The Bears' defense directly counted for 12 of the 82 points on a 19-yard fumble return by Trevor Guyton vs. Fresno State and a 32-yard interception return from Josh Hill against Utah.

## ON THE TUBE

Cal has played on television in 66 of its last 68 games, with the team's only two non-televvised games during the span home contests vs. Washington State (Oct. 24, 2009) and Presbyterian (Sept. 17, 2011). The team's Holiday Bowl against Texas is scheduled to be nationally televised by ESPN, giving the Bears five nationally-televised ESPN games in 2011 and a sixth national broadcast on FSN at Washington. A total of 107 games, including the 2011 Holiday Bowl, will have been televised in the first 10 seasons under head coach Jeff Tedford.

## WINNING THE TIME OF POSSESSION GAME

Cal is third in the Pac-12 with an average time of possession of 32:01. Cal has outpossessed its opponent in eight of its first 12 games in 2011, including six of its seven wins.

## CAL IN THE NFL

A total of 215 former Cal football players have been drafted or have experience on an AAFC, AFL or NFL roster as of Dec. 15, 2011, including 33 players that are currently on NFL rosters according to ESPN.com, which is the second-most among Pac-12 schools behind only USC. A complete listing of former Cal players in the NFL and more information about their professional football careers is located on pages 28-29.

## RODGERS, BISHOP SUPER BOWL CHAMPS; RODGERS MVP

Former Cal football players Aaron Rodgers and Desmond Bishop are reigning Super Bowl champions after Green Bay defeated Pittsburgh, 31-25, at Cowboys Stadium in Super Bowl XLV on February 6, 2011. Rodgers was the first former Cal player to be named the game's MVP, and is also the first of the record four former Cal quarterbacks to start the game to be victorious.

## FOUR SELECTIONS ADD TO STRONG NFL DRAFT HISTORY

Four former Cal players were selected during the 2011 NFL Draft. Cameron Jordan was the first Bear picked when he was taken in the first round by the New Orleans Saints with the No. 24 overall pick. Shane Vereen and Chris Conte were selected on the draft's second day, with Vereen going to the New England Patriots in the second round (No. 56 overall) and Conte being chosen in the third round by the Chicago Bears (No. 93 overall). Mike Mohamed was picked up by the Denver Broncos in the sixth round (No. 189 overall).

"I'm happy for all these guys," head coach Jeff Tedford said. "All of them are really, really happy. It's gratifying to me for the reason that they entrusted their careers to come to Cal to see their dreams come true."

Cal Draft Notes: Cal's four players selected in 2011 were the most Bears taken in an NFL Draft since six were picked in 2008 ... Cal had three players in the top 100 to rank tied for sixth among schools nationally ... Cal has had 36 NFL Draft selections in the last 10 drafts ... Jordan was Cal's 26th first-round pick and the eighth in the last 10 drafts ... Jordan became the second consecutive defensive lineman chosen from Cal in the first round in as many years, joining the No. 10 overall selection of Tyson Alualu by Jacksonville in 2010 and making the Cal only the second team in the Pac-12 to have ever had defensive linemen selected in the first round in back-to-back drafts (USC is the other) ... Cal has had four first-round draft picks in the last three drafts, with at least one in all three.

## ACADEMIC PROWESS CONTINUES

Cal has posted 103 Pac-12 All-Academic honors in the first 10 seasons under head coach Jeff Tedford, second-most in the conference during that span. Nine Cal student-athletes were honored on the 2011 Pac-12 All-Academic Football Team, including four first-team selections in Mark Brazinski, Ernest Owusu, Mitchell Schwartz and John Tyndall.

In 2008, Alex Mack earned the Draddy Trophy (later renamed the Campbell Trophy) honoring college football's top scholar-athlete, while Mohamed was a finalist for the honor often referred to as the "Academic Heisman" in 2010 after earlier being given an NFF Scholar-Athlete Award. Giorgio Tavecchio was a semifinalist for the honor and a candidate for an NFF Scholar-Athlete Award in 2011.

## Cal Quick Facts

2011 Records.....	7-5, 4-5 Pac-12
Pac-12 Place.....	4th, North Division
Last Postseason Experience.....	2009
	Poinsettia Bowl vs. Utah (L, 27-37)
2011 Current Rankings.....	None
Head Coach.....	Jeff Tedford
Alma Mater (Year).....	Fresno State (1983)
Career Record (Years).....	79-47, .627 (10th)
Cal Record (Years).....	79-47, .627 (10th)
Location.....	Berkeley, CA
Enrollment.....	35,838
Conference.....	Pac-12
Colors.....	Blue (282) and Gold (123)
Home Stadium (2011).....	AT&T Park
Capacity (Surface).....	45,000 (Natural Grass)
Home Stadium (2012).....	Memorial Stadium
Capacity (Surface).....	63,000 (TBD)
Chancellor.....	Dr. Robert J. Birgeneau
Director of Athletics.....	Sandy Barbour
Athletic Communications (Lead).....	Kyle McRae
Phone.....	(510) 219-9340
Email.....	mcr@berkeley.edu
Athletic Communications (Secondary).....	Tim Miguel
Phone.....	(510) 326-9761
Email.....	tmiguel@berkeley.edu
Athletic Communications (Credentials).....	Herb Benenson
Phone.....	(510) 334-0761
Email.....	benenson@berkeley.edu
Tickets.....	(800) GO BEARS
Website.....	CalBears.com

## Texas Quick Facts

2011 Records.....	7-5, 4-5 Big 12
Pac-12 Place.....	T6th
Last Postseason Experience.....	2009 Season
	BCS National Championship Game (Rose Bowl)
	vs. Alabama (L, 21-37)
2011 Current Rank.....	No. 24 (BCS)
Head Coach.....	Mack Brown
Alma Mater (Year).....	Florida State, 1974
Career Record (Seasons).....	226-113-1,
	666 (28th)
Texas Record (Seasons).....	140-39, .782 (14th)
Location.....	Austin, TX
Enrollment.....	35,849
Conference.....	Big 12
Colors.....	Burnt Orange & White
Stadium.....	Darrell K Royal-Texas
	Memorial Stadium/Jamail Field
Capacity (Surface).....	100,119 (FieldTurf)
President.....	Dr. Michael Crow
Athletics Director.....	DeLoss Dodds
Lead Football SID.....	John Bianco
Phone.....	(512) 748-9315
Email.....	john.bianco@athletics.utexas.edu
Tickets.....	(512) 471-3333/texasports.com
Website.....	texasports.com

## Texas Schedule/Results

(7-5, 4-5 Big 12)

Date	Opponent (TV)	Time/Result
9/3	Rice (LHN)	W, 34-9
9/11	BYU (ESPN2/ESPN 3D)	W, 17-16
9/17	at UCLA (ABC)	W, 49-20
10/1	*at Iowa State (FX)	W, 37-14
10/8	*+ No. 3/1 Oklahoma (ABC)	L, 17-55
10/15	*No. 6/7 Oklahoma State (ABC)	L, 26-38
10/29	*Kansas (LHN)	W, 43-0
11/5	*Texas Tech (FX)	W, 52-20
11/12	*at Missouri (FX)	L, 5-17
11/19	*No. 13/16/17 Kansas State (FX)	L, 13-17
11/24	*at Texas A&M (ESPN)	W, 27-25
12/3	*at No. 17/19/18 Baylor (ABC)	L, 24-48
12/28	!Cal (ESPN)	5:00 p.m. PST
*Big-12 Game; Rankings (BCS/API/USA Today or AP/USA Today); +Cotton Bowl, Dallas, TX; !Holiday Bowl, Qualcomm Stadium, San Diego, CA; All Home Games in Bold at Darrell K Royal-Texas Memorial Stadium/Jamail Field		



## National Rankings (Week 15)

### BCS Standings

RK	TEAM	RECORD	BCS AVG	PVS
1	LSU	13-0	1.000	1
2	Alabama	11-1	.9419	2
3	Oklahoma State	11-1	.9833	3
4	Stanford	11-1	.8476	4
5	Oregon	11-2	.7901	9
6	Arkansas	10-2	.7687	8
7	Boise State	11-1	.7408	7
8	Kansas State	10-2	.6827	11
9	South Carolina	10-2	.6553	12
10	Wisconsin	11-2	.6374	15
11	Virginia Tech	11-2	.5190	5
12	Baylor	9-3	.4977	17
13	Michigan	10-2	.4794	16
14	Oklahoma	9-3	.4603	10
15	Clemson	10-3	.4218	20
16	Georgia	10-3	.4119	14
17	Michigan State	10-3	.3883	13
18	TCU	10-2	.3869	18
19	Houston	12-1	.3504	6
20	Nebraska	9-3	.2606	19
21	Southern Miss	11-2	.1918	24
22	Penn State	9-3	.1305	21
23	West Virginia	9-3	.1233	23
24	Texas	7-5	.0876	22
25	Auburn	7-5	.0584	NR

### AP Top 25

RK	TEAM (FP VOTES)	RECORD	PTS	PVS
1	LSU (60)	13-0	1500	1
2	Alabama	11-1	1418	2
3	Oklahoma State	11-1	1400	3
4	Stanford	11-1	1283	4
5	USC	10-2	1179	9
6	Oregon	11-2	1170	8
7	Arkansas	10-2	1148	6
8	Boise State	11-1	1107	9
9	Wisconsin	11-2	1038	15
10	South Carolina	10-2	946	14
11	Kansas State	10-2	829	16
12	Michigan State	10-3	733	11
13	Michigan	10-2	707	17
14	Clemson	10-3	663	21
15	Baylor	9-3	656	19
16	TCU	10-2	632	18
17	Virginia Tech	11-2	591	5
18	Georgia	10-3	566	12
19	Oklahoma	9-3	386	13
20	Houston	12-1	370	7
21	Nebraska	9-3	363	20
22	Southern Miss	11-2	336	24
23	West Virginia	9-3	199	22
24	Penn State	9-3	129	23
25	Florida State	8-4	49	25

Dropped from rankings: None

Others receiving votes: Notre Dame 23, Cincinnati 22, Arkansas State 18, Georgia Tech 7, Northern Illinois 7, Virginia 5, Missouri 5, Tulsa 2, Louisville 1

### USA Today Coaches' Poll

RK	TEAM (FP VOTES)	RECORD	PTS	PVS
1	LSU (59)	13-0	1475	1
2	Alabama	11-1	1399	2
3	Oklahoma State	11-1	1367	5
4	Stanford	11-1	1286	4
5	Oregon	11-2	1232	7
6	Boise State	11-1	1128	8
7	Arkansas	10-2	1112	10
8	Wisconsin	11-2	1085	12
9	South Carolina	10-2	971	13
10	Kansas State	10-2	878	15
11	Virginia Tech	11-2	835	3
12	Michigan	10-2	789	16
13	Michigan State	10-3	735	9
14	Clemson	10-3	657	21
15	TCU	10-2	631	17
16	Baylor	9-3	599	18
17	Houston	12-1	542	6
18	Georgia	10-3	538	14
19	Oklahoma	9-3	437	11
20	Nebraska	9-3	402	19
21	Southern Miss	11-2	366	23
22	West Virginia	9-3	278	20
23	Penn State	9-3	189	22
24	Cincinnati	9-3	94	25
25	Florida State	8-4	68	24

Dropped from rankings: None

Others receiving votes: Northern Illinois 14, Missouri 11, Georgia Tech 10, Arkansas State 9, Notre Dame 9, Virginia 5, Louisiana Tech 2, Rutgers 1

## 50-GAME CLUB

Bryan Anger, Mychal Kendricks and Mitchell Schwartz have all played in 50 career games. Schwartz has started all 50 but Syd'Quan Thompson's school record of 52 starts set from 2006-09 remains out of reach for Schwartz as the Bears have only one game remaining on their 2011 schedule. D.J. Holt has played in 49 career games and will have a chance to join his teammates in the 50-game club at the Holiday Bowl.

## LAST GAME IN CAL UNIFORM FOR 21 PLAYERS

The 2011 Bridgepoint Education Holiday Bowl will serve as the final game in a Cal uniform for 21 players. The list includes Bryan Anger, Michael Calvin, D.J. Campbell, Sean Cattouse, Justin Cheadle, Ryan Davis, Coleman Edmond, Justin Gates, Trevor Guyton, D.J. Holt, Marvin Jones, Will Kapp, Mychal Kendricks, Brock Mansion, Anthony Miller, C.J. Moncrease, Robert Mullins, Ernest Owusu, Mitchell Schwartz, Giorgio Tavecchio and John Tyndall. All but Mullins are seniors who will exhaust their collegiate football eligibility after the Holiday Bowl. Mullins is scheduled to graduate and does not intend to use his final season of eligibility.

## LOSSES TO TOUGH TEAMS

Three of Cal's five losses in 2011 came to a trio of teams in Stanford, USC and Oregon teams that are ranked fourth-sixth in the final regular-season AP Top 25. The other two defeats came on the road at bowl-bound teams Washington and UCLA, with the Bruins also the winner of the Pac-12 South division and a participant in the inaugural Pac-12 Championship Game. The combined record of the five teams that have defeated the Bears in 2011 is 45-17 (.726).

## TEXAS CONNECTIONS

- Ten Cal players – Chris Adcock (Rowlett, TX/Dallas Christian HS), Nathan Broussard (Plano, TX/Plano West HS), Benjamin Calder (Houston, TX/Lamar HS), Darren Ervin (Houston, TX/Lamar HS), Josh Hill (Houston, TX/Klein Forest HS), Daniel Lasco (The Woodlands, TX/The Woodlands HS), Adrian Lee (Dallas, TX/Skyline HS), Brock Mansion (Dallas, TX/Episcopal School of Dallas), Kendrick Payne (Houston, TX/Klein Forest HS) and Steve Williams (Dallas, TX/Skyline HS) – list cities in Texas as their hometown and played prep football in the state.
- Quarterbacks coach Marcus Arroyo spent one season in 2004 as the offensive coordinator at Prairie View A&M in Prairie View, Texas.
- Defensive coordinator Clancy Pendergast spent seven seasons on the staff of the Dallas Cowboys (1996-2002) after one with the Houston Oilers (1995).
- Assistant strength and conditioning coach Josh Phillips played one season of football with the Houston Texans in 2002.
- Recruiting coordinator/linebackers coach Kenwick Thompson lists Houston as his hometown. Thompson went to high school at Nimitz High School and coached for seven seasons (1994-2000) at Texas Southern, both in Houston.
- Offensive graduate assistant Ben Steele spent two seasons on the player roster of the Houston Texas in 2006 and '07.
- Cal and Texas have shared leadership at the top of their respective university systems, namely Mark Yudof and Robert Berdahl. Yudof serves as president of the 10-campus University of California system, a post he has held since March 2008. He was chancellor of the UT System from 2002-08 and was previously a faculty member at the University of Texas in Austin for 26 years, including service as dean of the law school from 1984-94 and the university's executive vice president and provost from 1994-97. His career at UT Austin began in 1971, when he was appointed an assistant professor of law. In addition, Berdahl was chancellor of UC Berkeley from 1997-2004, taking his position after filling a similar role as president of UT Austin from 1993-97.

## SAN DIEGO AREA CONNECTIONS

- Seven Cal players – Mitchel Bartolo (San Diego, CA/Westview HS), Brett Buchanan (Encinitas, CA/San Diego/Santa Fe Christian HS), Alejandro Crosthwaite (Rosarito Beach, Mexico/Cathedral Catholic HS), Brian Farley (San Diego, CA/Patrick Henry HS), Mustafa Jalil (San Diego, CA/Cathedral Catholic HS), Stefan McClure (Vista, CA/Vista HS), Brian Schwenke (Oceanside, CA/Oceanside HS) – list cities as their hometown and/or played played prep football in the San Diego area.

## STORY LINES

There are many story lines on the Cal football team. An updated clip file can be found online at [Calbears.Com/sports/m-footbl/aroundtheweb\\_football.html](http://Calbears.Com/sports/m-footbl/aroundtheweb_football.html). A few ideas for stories are listed next.

- C.J. Anderson wears No. 9 in honor of a high school friend by the name of Mike Pennerman, who died as a result of injuries he suffered in a high school football game.
- Jackson Bouza is the son of former Cal player Matt Bouza.
- Scott Bueno is a walk-on that has never played but is the most “liked” player in terms of people clicking the Facebook “like” button on his bio page with 218 likes.
- Dan Camporeale is a walk-on who has been in the starting lineup at outside linebacker for much of the 2011 season.
- Anthony Ferrario is a former student worker for the football team’s video coordinator.
- Austin Hinder is the grandson of Cal Athletic Hall of Famer Jim Hanifan, also a long time NFL and collegiate coach.
- Marvin Jones and his girlfriend Jazmyn Mathis just had their second child, Mareon, and live together along with their first son, Marv III (turning three years old in January), in student housing. Jones is also on track to graduate in December in only three and a half years at Cal.
- Bryce McGovern is a true freshman walk-on who has played, mostly on special teams but also as a backup receiver.
- Viliami Moala is a 360-pound nose guard who has also been one of the back three players protecting the punter.
- Richard Rodgers’ father, Richard Rodgers, Sr., was prominently involved in “The Play” as the player who made the last of the five laterals.
- Isi Sofele is one of eight siblings.
- Bud “Dog” Turner is in his 42nd season involved with Cal football and likes to say that he is “halfway through his career”
- Jacob Wark is also a backup first baseman on Cal’s baseball team that went to the College World Series in 2011.
- There are four sets of brothers on the team – Keenan Allen and Zach Maynard, Kameron and Kaulin Krebs, Bill and John Tyndall, and Jordan and Tyler Rigsbee.
- Five players from Greensboro, North Carolina (Keenan Allen, Maurice Harris, Gabe King, Zach Maynard, Chris McCain).
- The same high school in Phoenix (North Canyon High School) has produced our long snappers for seven consecutive seasons with Nick Sundberg (2005-08, now with the Washington Redskins) and Matt Rios (2009-Present).
- Benjamin Calder and Darren Ervin were high school teammates at Lamar High School in Houston.
- Josh Hill and Kendrick Payne were high school teammates at Klein Forest High School in Houston.
- Adrian Lee and Steve Williams were high school teammates at Skyline High School in Dallas.
- Two of Cal’s placekickers – Vincenzo D’Amato and Giorgio Tavecchio – are of Italian heritage.
- Cal has two players – Alejandro Crosthwaite (Rosarito Beach, Mexico) and Matt Williams (Liverpool, England) – that list hometowns outside the United States.

## 2011 NATIONAL SIGNING DAY

Cal signed 11 prep All-Americans and 22 student-athletes to National Letters of Intent to join the Cal football program on National Signing Day on February 2, 2011. Cal’s 2011 signing class ranked as high as No. 13 according to according to Athlon. Scout had Cal at No. 14 and Rivals at No. 17, while ESPN listed the Bears at No. 18 and MaxPreps at No. 20.

The 2011 class included six players selected for the U.S. Army All-American Bowl – LB Jason Gibson (Gardena, CA/Junipero Serra HS), DB Stefan McClure (Vista, CA/Vista HS), DL Viliami Moala (Sacramento, CA/Grant HS), OL Jordan Rigsbee (Chico, CA/Pleasant Valley HS), DL Brennan Scarlett (Portland, OR/Central Catholic HS) and DB Avery Sebastian (McDonough, GA/Eagle’s Landing Christian HS). DL Todd Barr (Lakewood, CA/Lakewood HS) played in the Under Armour All-America Game.



## **PAC-12 CONFERENCE CHANGES**

The Pac-12 has taken major steps to transform itself into a dynamic new enterprise by forming two football divisions that maintain traditional rivalries, creating the first-ever Pac-12 Championship Game, establishing schedule models for all other sports and agreeing to move to an equal revenue sharing plan for the first time in conference history. The Chancellors and Presidents of the 12 member institutions have also voted to create a new North-South division structure that allows the conference to continue to play its traditional rivalry games, including the long-standing annual games among the California schools, delivers a football championship game to the home field of the top team in the regular-season conference standings and is easy for fans to follow. The new divisions that commenced in 2011 feature California, Oregon, Oregon State, Stanford, Washington and Washington State in the North; and Arizona, Arizona State, Colorado, UCLA, USC, and Utah in the South. Each school plays five divisional games and four cross-divisional games each year. To preserve all of the historic rivalries, including those among the California schools, the new scheduling format locks in annual inter-divisional games between Northern and Southern California teams that date back to the 1930s.

On May 4, 2011, the Pac-12 announced it is teaming up with ESPN and FOX Sports Media Group on a landmark agreement for a broadcast and national cable television package that extends and expands long-time partnerships with both companies. At the same time, Pac-12 Commissioner Larry Scott announced the creation of a new media company, Pac-12 Media Enterprises, which will own the Pac-12 Network, the Pac-12 Digital Network, and Pac-12 Properties. This new company will control and distribute on its platforms and on all devices, the Pac-12 games not licensed to ESPN and FOX Sports, and will hold other media and event rights. This entity will be wholly owned and controlled by the Pac-12 Conference and will exist side-by-side with the newly announced ESPN and FOX Sports arrangements.

Although terms of the ESPN and Fox Sports agreements were not disclosed, Scott called it a “landmark deal” on several fronts. He pointed out that the Pac-12’s member institutions would, for the first time ever, share equally in the revenue from the new arrangement, and that the equal revenue distribution would start immediately when the deal goes into effect in 2012.

## **BACK TO BERKELEY IN 2012**

California Memorial Stadium, which stands as one of the most enduring symbols of the University of California campus, has served as a gathering point for students, alumni, faculty, staff and other supporters since its opening just before the 1923 Big Game vs. Stanford. Now, a renovation and seismic retrofit of the historic structure will bring the building up to modern standards and provide a safe environment for hundreds of thousands of fans to enjoy Golden Bear football games on an annual basis for years to come – all while maintaining the architecture and character of the celebrated facility.

Preliminary work on the project, including installation of temporary bracing around the outer wall, hazardous material removal and interior demolition, began in June 2010. Major construction got underway in December 2010, starting with demolition of the interior bowl, soil excavation and wall shoring. The stadium will be game-ready to host Cal football in September 2012, with work completed in early 2013.

The \$321 million renovation, which impacts all but the outer wall and the east-side seating area, capitalizes on the expertise of seismic engineers and campus experts that found a unique solution to protect the stadium and its users in case of an earthquake. Design features include concrete “seismic blocks” at the end zone where the Hayward Fault bisects the facility and a press box that can sway in a large-scale temblor. The solution came as a result of collaboration between the campus Seismic Review Committee, the architectural team and the structural engineers hired for the job.

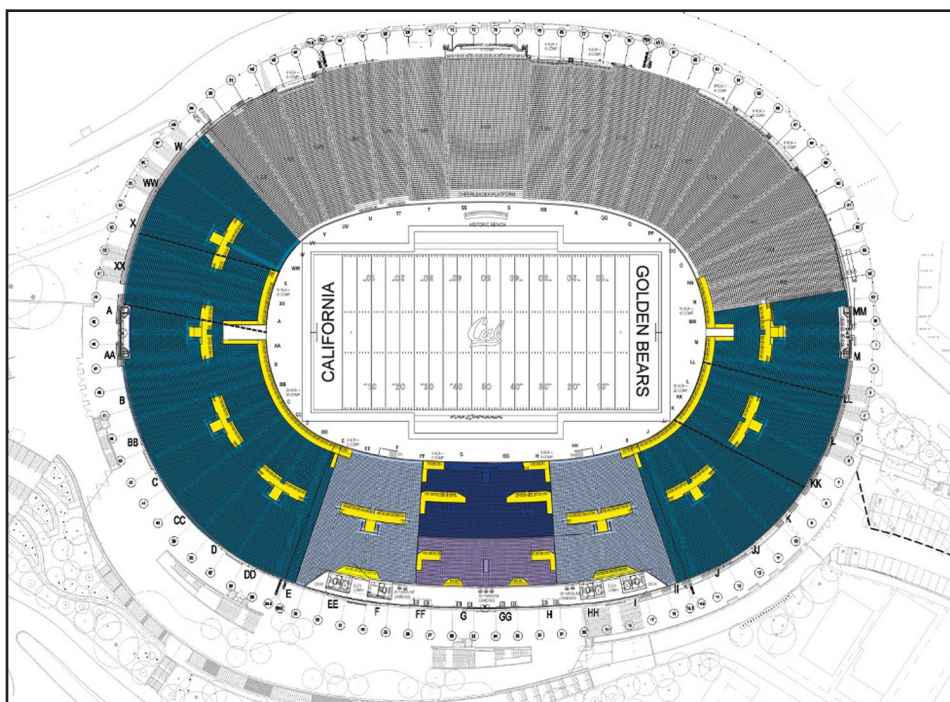
When Memorial Stadium reopens, Golden Bear fans will notice a significant number of upgrades to the facility, including three club levels for those participating in the Endowment Seating Program, a new press box, wider concourses, improved ADA access, and more restrooms and concession stands. Capacity will be reduced from 71,799 seats to just over 63,000.





## CALIFORNIA MEMORIAL STADIUM RENOVATION HIGHLIGHTS

- Modernized fan amenities, including wider concourses and additional restrooms and concession areas on the west side.
- New wheelchair seating with better accessibility and access around the stadium.
- The historic façade, one of the signature features of Memorial Stadium, will be retained. Damaged concrete will be repaired, detail work will be restored and a new finish to match the original 1923 look will be applied.
- Modernized public address and lighting system.
- Restored flagpoles atop the stadium rim.
- State-of-the art scoreboards with enhanced video and graphics capabilities within the existing structures at the north and south ends of the stadium.
- A new 34,000-square-foot press box atop the west side.
- Endowment Seating Program area (approximately 3,000 seats) that will include chair-back seating and access to three club levels (Field Club, Stadium Club and University Club).
- Bench-back seating in donor sections outside the ESP area with additional leg room.
- Old wooden seating will be replaced with aluminum bleachers throughout the stadium.
- Playing surface will be lowered approximately four feet to improve sightlines for fans seated in lower rows.
- For more information visit [CaliforniaMemorialStadium.com](http://CaliforniaMemorialStadium.com).



### California Memorial Stadium Renovation Team

- Architects: HNTB Architecture and STUDIOS Architecture
- Structural Engineer: Forell/Elsesser, Inc.
- General Contractor: Webcor Builders
- Project Management: UC Berkeley Capital Projects
- Project Advocate: Intercollegiate Athletics

## SIMPSON STUDENT-ATHLETE HIGH PERFORMANCE CENTER

The Simpson Center for Student-Athlete High Performance is a revolutionary student-athlete training, coaching, and applied sports science and sports medicine center that embodies the High Performance Initiative, Cal's innovative performance philosophy designed to build competitive advantage, maximize efficiency and enhance the student-athlete experience (see [CalHighPerformance.com](http://CalHighPerformance.com) for more details).

A 142,000 square-foot facility, the Simpson Center will directly serve 450 student-athletes and their coaching and support staffs, as well as provide access for all Cal student-athletes. Among the many services offered in the complex will be: academic support; performance training and assessment; therapy, rehabilitation and reconditioning; nutrition and food service; and a medical clinic.

The central High Performance Zone will be a fully integrated training space with world-class strength & conditioning, sports medicine and sports science facilities and services. Developed with flexibility and adaptability in mind, high quality equipment and an open layout will provide training options to prepare for the highest levels of competition.

The Olympic Wing of the Simpson Center that houses 12 sports opened with a ribbon cutting ceremony on Oct. 12, 2011, after more than two years of construction. Football, sports medicine and strength & conditioning will move into the building from their temporary headquarters just east of Memorial Stadium in January.



## ACTIVE PLAYERS IN CAL RECORD BOOK

The following active players listed in **bold** are in or approaching a spot in the Cal record book. For career and season categories, everybody above the active player's current stats in the top 10 is listed. A full list of records can be found on pages 169-198 of the 2011 Cal football information guide online at CalBears.com.

### Scoring – Career

1. Doug Brien (1991-93).....	288
2. Duke Morrison (1920-22).....	277
3. Jim Breech (1974-77).....	260
4. Tom Schneider (2004-06).....	257
5. <b>Giorgio Tavecchio (2008-Present)</b> .....	<b>252</b>

### Total Offense Yards – Season

1. Pat Barnes (1996).....	3416
2. Aaron Rodgers (2003).....	3113
3. Nate Longshore (2006).....	2969
4. <b>Zach Maynard (2011)</b> .....	<b>2949</b>

### Rushing Yards – Season

1. J.J. Arrington (2004).....	2018
2. Jahvid Best (2008).....	1580
3. Justin Forsett (2007).....	1546
4. Chuck Muncie (1975).....	1460
5. Marshawn Lynch (2006).....	1356
6. <b>Isi Sofele (2011)</b> .....	<b>1270</b>

### 100-Yard Rushing Games – Career

1. Marshawn Lynch (2004-06).....	17
2. Chuck Muncie (1973-75).....	15
2. Russell White (1990-92).....	15
2. Justin Forsett (2004-07).....	15
5. J.J. Arrington (2003-04).....	14
6. Jahvid Best (2007-09).....	13
7. Shane Vereen (2008-10).....	11
8. John Olszewski (1950-52).....	10
8. Joe Igber (1999-2002).....	10
10. Three tied.....	6
<b>Isi Sofele (2009-11)</b> .....	<b>5</b>

### Passing Yards – Season

1. Pat Barnes (1996).....	3499
2. Nate Longshore (2006).....	3021
3. Aaron Rodgers (2003).....	2903
4. Kevin Riley (2009).....	2850
5. Kyle Boller (2002).....	2815
6. <b>Zach Maynard (2011)</b> .....	<b>2802</b>

### Passing TD's – Season

1. Pat Barnes (1996).....	31
2. Kyle Boller (2002).....	28
3. Aaron Rodgers (2004).....	24
3. Nate Longshore (2006).....	24
5. Dave Barr (1993).....	21
5. Mike Pawlawski (1991).....	21
7. Justin Vedder (1997).....	20
8. Dave Barr (1992).....	19
8. Aaron Rodgers (2003).....	19
9. Kevin Riley (2009).....	18
9. Troy Taylor (1987).....	18
<b>Zach Maynard (2011)</b> .....	<b>17</b>

### Passer Efficiency – Career

1. Aaron Rodgers (2003-04).....	150.3
2. Dave Barr (1992-94).....	142.6
3. Pat Barnes (1993-96).....	136.2
4. Rich Campbell (1978-80).....	132.7
5. Mike Pawlawski (1988-91).....	132.0
6. Nate Longshore (2005-08).....	131.8
7. Kevin Riley (2007-10).....	131.6
8. <b>Zach Maynard (2011)</b> .....	<b>129.4</b>

### Receptions – Career

1. Geoff McArthur (2000-04).....	202
2. Dameane Douglas (1995-98).....	195
3. Bobby Shaw (1994-97).....	180
4. Brian Treggs (1988-91).....	167
5. Na'il Benjamin (1993-96).....	165
6. DeSean Jackson (2005-07).....	162
7. Robert Jordan (2004-07).....	156
8. <b>Marvin Jones (2008-Present)</b> .....	<b>148</b>
9. Mike Caldwell (1989-93).....	139
10. Steve Rivera (1973-75).....	138
<b>Keenan Allen (2010-Present)</b> .....	<b>135</b>

### Receptions – Single Season

1. Dameane Douglas (1998).....	100
2. <b>Keenan Allen (2011)</b> .....	<b>89</b>
3. Geoff McArthur (2003).....	85
4. Bobby Shaw (1997).....	75
5. Lavelle Hawkins (2007).....	72
6. Sean Dawkins (1992).....	65
6. DeSean Jackson (2007).....	65
8. DeSean Jackson (2006).....	59
9. Bobby Shaw (1996).....	58
10. Steve Rivera (1975).....	57
10. Geoff McArthur (2004).....	57
<b>Marvin Jones (2011)</b> .....	<b>54</b>

### Receptions – Game

T3. <b>Keenan Allen vs. USC, Oct. 13, 2011</b> .....	<b>13</b>
T7. <b>Marvin Jones at Nevada, Sept. 17, 2010</b> .....	<b>12</b>

### Receiving Yards – Career

1. Geoff McArthur (2000-04).....	3188
2. Bobby Shaw (1994-97).....	2731
3. DeSean Jackson (2005-07).....	2423
4. Brian Treggs (1988-91).....	2335
4. Dameane Douglas (1995-98).....	2335
6. Wesley Walker (1973-76).....	2206
7. Na'il Benjamin (1993-96).....	2196
8. <b>Marvin Jones (2008-Present)</b> .....	<b>2182</b>
9. Sean Dawkins (1990-92).....	2124
10. Steve Rivera (1973-75).....	2085
<b>Keenan Allen (2010-Present)</b> .....	<b>1751</b>

### Receiving Yards – Single Season

1. Geoff McArthur (2003).....	1504
2. <b>Keenan Allen (2011)</b> .....	<b>1261</b>
2. Dameane Douglas (1998).....	1150
4. Bobby Shaw (1997).....	1093
5. Sean Dawkins (1992).....	1070
6. DeSean Jackson (2006).....	1060
7. Mike Caldwell (1993).....	962
8. Steve Rivera (1974).....	938
9. Bobby Shaw (1996).....	888
10. Lavelle Hawkins (2007).....	872
<b>Marvin Jones (2011)</b> .....	<b>758</b>

### Receiving Yards – Game

5. <b>Keenan Allen at Washington, Sept. 24, 2011</b> .....	<b>197</b>
--	------------

### Receiving Touchdowns – Career

1. Sean Dawkins (1990-92).....	31
2. Bobby Shaw (1994-97).....	27
3. Wesley Walker (1973-76).....	23
4. DeSean Jackson (2005-07).....	22
5. Steve Sweeney (1970-72).....	21
6. Geoff McArthur (2000-04).....	20
7. Brian Treggs (1988-91).....	15
8. Mike Caldwell (1989-93).....	13
8. Na'il Benjamin (1993-96).....	13
8. Dameane Douglas (1995-98).....	13
8. Robert Jordan (2004-07).....	13
8. <b>Marvin Jones (2008-Present)</b> .....	<b>13</b>
<b>Keenan Allen (2010-Present)</b> .....	<b>11</b>

### Receiving Touchdowns – Season

1. Sean Dawkins (1992).....	14
2. Steve Sweeney (1972).....	13
3. Bobby Shaw (1997).....	10
3. Geoff McArthur (2003).....	10
5. Bobby Shaw (1996).....	9
5. DeSean Jackson (2006).....	9
7. Cameron Morrah (2008).....	8
8. Jim Hanifan (1954).....	7
8. Mike Caldwell (1993).....	7
8. Jonathan Makonnen (2002).....	7
8. Geoff McArthur (2004).....	7
8. DeSean Jackson (2005).....	7
<b>Keenan Allen (2011)</b> .....	<b>6</b>

### 100-Yard Receiving Games – Career

1. Geoff McArthur (2000-04).....	11
1. Bobby Shaw (1994-97).....	11
3. DeSean Jackson (2005-07).....	9
4. Wesley Walker (1973-76).....	8
4. Dameane Douglas (1995-98).....	8
6. Steve Sweeney (1970-72).....	6
6. Brian Treggs (1988-91).....	6
6. Sean Dawkins (1990-92).....	6
6. <b>Marvin Jones (2008-Present)</b> .....	<b>6</b>
6. <b>Keenan Allen (2010-Present)</b> .....	<b>6</b>

### Punting Average – Career

1. Scott Tabor (1986-87).....	44.0
2. <b>Bryan Anger (2008-Present)</b> .....	<b>43.5</b>

### Punting Average – Season

1. <b>Bryan Anger (2010)</b> .....	<b>45.6</b>
2. Scott Tabor (1987).....	45.3
3. Ryan Longwell (1996).....	45.2
4. Nick Harris (1999).....	44.6
5. <b>Bryan Anger (2011)</b> .....	<b>44.6</b>
6. <b>Bryan Anger (2008)</b> .....	<b>43.1</b>

### Punting Average – Game

1. <b>Bryan Anger vs. Stanford, 11/22/08</b> .....	<b>60.2</b>
--	-------------

### Pass Breakups – Single Season

1. Darian Hagan (2008).....	18
1. Syd'Quan Thompson (2008).....	18
1. Harrison Smith (2004).....	18
4. Jemeel Powell (2000).....	16
5. John Hardy (1990).....	13
5. Donnie McCleskey (2003).....	13
7. Issac Booth (1993).....	12
7. Daymeion Hughes (2005).....	12
10. <b>Steve Williams (2011)</b> .....	<b>11</b>
10. David Wilson (1991).....	11
10. Chidi Iwuoma (1998).....	11
10. Deltha O'Neal (1999).....	11
10. Chidi Iwuoma (2000).....	11
10. Daymeion Hughes (2006).....	11
<b>Marc Anthony (2011)</b> .....	<b>10</b>

### Tackles – Career

1. David Ortega (1986-89).....	525
2. Hardy Nickerson (1983-86).....	501
3. Jerrott Willard (1991-94).....	469
4. Mike Mohamed (2007-10).....	340
5. Ron Rivera (1980-83).....	336
6. Eddie Walsh (1980-83).....	288
7. Steve Hendrickson (1985-88).....	286
8. Majett Whiteside (1985-88).....	268
9. Donnie McCleskey (2002-05).....	258
10. Syd'Quan Thompson (2006-09).....	257
<b>Mychal Kendricks (2008-Present)</b> .....	<b>248</b>

### Tackles For Loss – Career

1. Sekou Sanyika (1996-99).....	63.0
2. Andre Carter (1997-2000).....	55.0
3. Jerrott Willard (1991-94).....	54.0
4. Tully Banta-Cain (1999-2002).....	52.0
5. Zack Follett (2005-08).....	51.0
6. Regan Upshaw (1993-95).....	49.0
7. Matt Beck (1996-99).....	48.0
8. Ron Rivera (1980-83).....	47.5
9. Andy Jacobs (1993-96).....	38.5
10. Mawuko Tugbenyoh (1996-99).....	37.0
<b>Mychal Kendricks (2008-Present)</b> .....	<b>35.0</b>

## TWO-DEEP

### OFFENSE

WR	1	Marvin Jones (6-3, 202, Sr.)
	2	Coleman Edmond (5-11, 205, Sr.)
LT	72	Mitchell Schwartz (6-6, 318, Sr.*)
	79	Bill Tyndall (6-4, 280, So.*)
LG	57	Brian Schwenke (6-4, 300, Jr.)
	52	Justin Gates (6-3, 295, Sr.*)
C	65	Dominic Galas (6-1, 290, Jr.*)
	58	Chris Adcock (6-3, 300, Fr.*)
RG	61	Justin Cheadle (6-3, 295, Sr.*)
	68	Mark Brazinski (6-3, 295, So.*)
RT	75	Matt Summers-Gavin (6-4, 295, Jr.*)
	77	Tyler Rigsbee (6-5, 288, Jr.*)
TE	80	Anthony Miller (6-4, 260, Sr.)
	87	Spencer Hagan (6-5, 220, So.*)
WR	21	Keenan Allen (6-3, 205, So.)
	11	Michael Calvin (6-3, 215, Sr.*)
QB	15	Zach Maynard (6-2, 190, Jr.*)
	16	Allan Bridgford (6-3, 212, So.*)
FB	31	John Tyndall (6-3, 240, Sr.*)
	29	Nico Dumont (5-11, 230, So.*)
TB	20	Isi Sofele (5-8, 190, Jr.)
	9	C.J. Anderson (5-11, 215, Jr.)

### DEFENSE

DE	92	Trevor Guyton (6-3, 280, Sr.)
	90	Mustafa Jalil (6-2, 285, Fr.)
NG	50	Aaron Tipoti (6-2, 295, Jr.*)
	96	Kendrick Payne (6-2, 285, Jr.*)
DE	95	Ernest Owusu (6-5, 270, Sr.*)
	91	Deandre Coleman (6-5, 315, So.*)
OLB	43	Dan Camporeale (6-3, 240, So.*)
	44	David Wilkerson (6-2, 240, Fr.*)
ILB	3	D.J. Holt (6-1, 242, Sr.*)
	37	Robert Mullins (6-0, 225, Jr.*)
ILB	30	Mychal Kendricks (6-0, 240, Sr.)
	34	J.P. Hurrell (5-11, 220, Jr.*)
OLB	14	Cecil Whiteside (6-2, 232, Fr.)
	40	Chris McCain (6-6, 233, Fr.)
CB	2	Marc Anthony (6-2, 200, Jr.*)
	9	Kameron Jackson (5-9, 180, Fr.)
S	11	Sean Cattouse (6-3, 218, Sr.*)
	8	C.J. Moncrease (6-1, 215, Sr.*)
S	7	D.J. Campbell (6-0, 205, Sr.*)
	6	Alex Logan (6-2, 205, So.*)
CB	1	Steve Williams (5-10, 185, So.*)
	23	Josh Hill (5-10, 202, Jr.*)
NB	23	Josh Hill (5-10, 202, Jr.*)
	7	D.J. Campbell (6-0, 205, Sr.*)
- or -	6	Alex Logan (6-2, 205, So.*)

### SPECIALISTS

P	19	Bryan Anger (6-4, 208, Sr.*)
	45	Jed Barnett (6-2, 215, Fr.*)
PK/KO	40	Giorgio Tavecchio (5-10, 178, Sr.)
	45	Jed Barnett (6-2, 215, Fr.*)
SNAP	50	Matt Rios (6-0, 230, Jr.*)
HLD	19	Bryan Anger (6-4, 208, Sr.*)
PR	1	Marvin Jones (6-3, 202, Sr.)
	21	Keenan Allen (6-3, 205, So.)
KR	5	Brendan Bigelow (5-10, 180, Fr.)
	13	Mike Manuel (5-9, 200, Jr.*)

### PRONUNCIATIONS PLAYERS

NO	NAME	PRONUNCIATION
35	Ted AGU	uh-GOO
27	Mitchel BARTOLO	bar-TOW-low
5	Brendan BIGELOW	BIG-uh-low
6	Kyle BOEHM	baim
81	Ross BOSTOCK	bah-STOCK
28	Jackson BOUZA	BOOZE-uh
68	Mark BRAZINSKI	bruh-ZIN-ski
24	TRAJUAN Briggs	tray-JUAN
43	Dan CAMPOREALE	CAMPO-rel-ee
11	Sean CATTOUSE	cuh-TOOS
61	Justin CHEADLE	CHEE-dull
16	VINCENZO D'AMATO	vin-CHEN-zo duh-MAHT-oh
33	COVAUGHN DeBOSKIE-Johnson	COE-von duh-BOSS-key
29	Nico DUMONT	DOO-mont
31	TYRÉ Ellison	tie-REE
42	Steven FANUA	fuh-NOO-uh
65	Dominic GALAS	gal-US
92	Trevor GUYTON	GUY-ton
34	J.P. HURRELL	HUH-rell
90	Mustafa JALIL	juh-LEAL
13	JALEN Jefferson	JAY-len
56	KENI KAUFUSI	kenny kah-FOO-see
30	MYCHAL Kendricks	michael
88	KAULIN Krebs	colin
83	Cary KRIEGSMAN	KREEGS-min
20	Isaac LAPITE	LA-pee-tay
75	PUKA LOPA	POO-kuh LOW-puh
86	Brandon MADUEÑO	ma-DWAYNE-oh
10	Brock MANSION	MAN-shin
21	STEFAN McClure	STEPH-un
85	Ben MIROGLIO	MURR-oh-lee-oh
55	VILIAMI MOALA	VILLY-ah-mee moe-ALL-uh
95	Ernest OWUSU	oh-WOO-sue
57	Brian SCHWENKE	SHWANK-ee
20	ISI SOFELE	EE-see so-fell-AY
40	Giorgio TAVECCHIO	tuh-VECK-ee-oh
50	Aaron TIPOTI	tee-PO-tee
23	DASARTE Yarnway	duh-SAR-tay

### COACHES

NAME	PRONUNCIATION
Jeff GENYK	jenn-ICK
Eric KIESAU	KEE-saw
Tosh LUPOI	loo-POY
Jim MICHALCZIK	muh-hall-CHECK





# ALPHABETICAL ROSTER

NO	NAME	POS	HT	WT	YR	EXP	HOMETOWN (LAST SCHOOLS)
58	Chris Adcock	OL	6-3	300	Fr.*	RS	Rowlett, TX (Dallas Christian HS)
35	Ted Agu	LB	6-1	245	Fr.*	RS	Bakersfield, CA (Frontier HS)
32	David Aknin	FB	5-11	230	Jr.*	RS	San Carlos, CA (College of San Mateo/Carlmont HS)
21	Keenan Allen	WR	6-3	205	So.	1L	Greensboro, NC (Northern Guilford HS/Grimsley HS)
9	C.J. Anderson	TB	5-11	215	Jr.	JC	Vallejo, CA (Laney College/Bethel HS)
89	Stephen Anderson	WR	6-2	206	Fr.	HS	San Jose, CA (Piedmont Hills HS)
19	Bryan Anger	P	6-4	208	Sr.*	3L	Camarillo, CA (Camarillo HS)
2	Marc Anthony	DB	6-0	200	Jr.*	2L	Chandler, AZ (Chandler HS)
45	Jed Barnett	P/PK	6-2	215	Fr.*	RS	Camas, WA (Union HS/Mountain View HS)
41	Todd Barr	DL	6-3	255	Fr.	HS	Lakewood, CA (Lakewood HS)
27	Mitchel Bartolo	TB	5-8	183	So.*	SQ	San Diego, CA (Westview HS)
5	Brendan Bigelow	TB	5-10	180	Fr.	HS	Fresno, CA (Central East HS)
6	Kyle Boehm	QB	6-3	225	Fr.	HS	San Jose, CA (Archbishop Mitty HS)
81	Ross Bostock	WR	6-2	200	Jr.*	SQ	Sebastopol, CA (Analy HS)
28	Jackson Bouza	WR	6-0	185	So.*	SQ	Lafayette, CA (De La Salle HS)
68	Mark Brazinski	OL	6-3	295	So.*	1L	Basking Ridge, NJ (Immaculata HS)
16	Allan Bridgford	QB	6-3	212	So.*	SQ	Mission Viejo, CA (Mission Viejo HS)
24	Trajuan Briggs	TB	5-11	215	Fr.*	RS	Pacoima, CA (Birmingham HS)
32	Nathan Broussard	LB	6-3	235	Fr.	HS	Plano, TX (Plano West HS)
46	Brett Buchanan	TE	6-3	230	Fr.	TR	Encinitas, CA (San Diego/Sante Fe Christian HS)
18	Scott Bueno	TE	6-6	246	Jr.*	HS	Livermore, CA (Granada HS)
36	Benjamin Calder	PK	5-11	190	Fr.	HS	Houston, TX (Lamar HS)
11	Michael Calvin	WR	6-3	215	Sr.*	3L	San Lorenzo, CA (San Lorenzo HS)
7	D.J. Campbell	DB	6-0	205	Sr.*	3L	North Las Vegas, NV (Cheyenne HS)
43	Dan Camporeale	LB	6-3	240	So.*	1L	Lafayette, CA (Acalanes HS)
11	Sean Cattouse	DB	6-3	218	Sr.*	3L	Chicago, IL (Hubbard HS)
61	Justin Cheadle	OL	6-3	295	Sr.*	3L	Bakersfield, CA (Bakersfield HS)
57	Austin Clark	DL	5-10	270	So.*	1L	Tampa, FL (Plant HS)
91	Deandre Coleman	DL	6-5	315	So.*	1L	Seattle, WA (Garfield HS)
5	Michael Coley	DB	5-11	202	Fr.*	RS	Hyattsville, MD (DeMatha Catholic HS)
71	Alejandro Crosthwaite	OL	6-4	290	Fr.*	RS	Rosarito Beach, Mexico (Cathedral Catholic HS)
16	Vincenzo D'Amato	PK	6-1	200	Jr.	2L	Lake Forest, CA (El Toro HS)
22	Ryan Davis	LB	6-4	250	Sr.*	1L	Los Angeles, CA (Cerritos College/Artesia HS)
33	Covaughn DeBoskie-Johnson	TB	5-11	210	Jr.*	2L	Tucson, AZ (Hamilton HS)
29	Nico Dumont	FB	5-11	230	So.*	1L	Novato, CA (Marin Catholic HS)
2	Coleman Edmond	WR	5-11	205	Sr.*	1L	Kingston, NY (Pierce College/Kingston HS)
31	Tyré Ellison	DB	6-3	200	Jr.*	1L	San Francisco, CA (Burton HS)
34	Darren Ervin	TB	5-10	200	Fr.	HS	Houston, TX (Lamar HS)
42	Steven Fanua	LB	6-0	225	So.*	1L	Milpitas, CA (Milpitas HS)
59	Brian Farley	OL	6-7	285	Fr.	HS	San Diego, CA (Patrick Henry HS)
83	Anthony Ferrario	TE	6-1	215	So.*	HS	Saratoga, CA (Lynbrook HS)
33	Nick Forbes	LB	6-1	225	So.	1L	Frederick, MD (Governor Thomas Johnson HS)
65	Dominic Galas	OL	6-1	290	Jr.*	2L	Modesto, CA (Central Catholic HS)
52	Justin Gates	OL	6-3	295	Sr.*	1L	Reno, NV (Galena HS)
70	Geoffrey Gibson	OL	6-4	310	Fr.*	RS	Las Vegas, NV (Bishop Gorman HS)
19	Jason Gibson	LB	6-2	215	Fr.	HS	Gardena, CA (Junipero Serra HS)
92	Trevor Guyton	DL	6-3	280	Sr.	3L	Woodinville, WA (Redmond HS)
87	Spencer Hagan	TE	6-5	220	So.*	1L	Sacramento, CA (Capital Christian HS)
3	Maurice Harris	WR	6-3	205	Fr.	HS	Greensboro, NC (Northern Guilford HS)
23	Josh Hill	DB	5-10	202	Jr.*	2L	Houston, TX (Klein Forest HS)
7	Austin Hinder	QB	6-4	198	Fr.*	RS	Steamboat Springs, CO (Steamboat Springs HS)
3	D.J. Holt	LB	6-1	242	Sr.*	3L	Santa Clarita, CA (Crespi Carmelite HS)
34	J.P. Hurrell	LB	5-11	220	Jr.*	2L	San Mateo, CA (Junipero Serra HS)
9	Kameron Jackson	DB	5-9	180	Fr.	HS	Long Beach, CA (Long Beach Poly HS)
90	Mustafa Jalil	DL	6-2	285	Fr.	HS	San Diego, CA (Cathedral Catholic HS)
13	Jalen Jefferson	LB	6-2	235	Fr.	HS	Ventura, CA (St. Bonaventure HS)
1	Marvin Jones	WR	6-3	202	Sr.	3L	Fontana, CA (Etiwanda HS)
22	Will Kapp	FB	5-10	225	Sr.*	3L	Los Gatos, CA (Los Gatos HS)
56	Keni Kaufusi	DL	6-1	275	So.*	SQ	Salt Lake City, UT (Cottonwood HS)
30	Mychal Kendrick	LB	6-0	240	Sr.	3L	Fresno, CA (Hoover HS)
99	Gabe King	DL	6-5	275	Fr.*	RS	Burlington, NC (South Eugene HS/Aiken HS)
51	Kameron Krebs	LB	6-1	225	Jr.*	RS	Sunset Beach, HI (Oregon State/Mission Viejo HS/Kahuku HS)
88	Kaulin Krebs	WR	6-0	190	Jr.*	RS	Sunset Beach, HI (Oregon State/Kahuku HS)
83	Cary Kriegsmann	LS	5-10	198	Fr.*	RS	Pacific Palisades, CA (Loyola HS)
45	Spencer Ladner	TE	6-7	260	Jr.*	2L	Kansas City, MO (Pembroke Hill HS)

## NUMERICAL ROSTER

NO	NAME	POS
1	Marvin Jones	WR
1	Steve Williams	DB
2	Marc Anthony	DB
2	Coleman Edmond	WR
3	Maurice Harris	WR
3	D.J. Holt	LB
4	Avery Sebastian	DB
5	Brendan Bigelow	TB
5	Michael Coley	DB
6	Kyle Boehm	QB
6	Alex Logan	DB
7	D.J. Campbell	DB
7	Austin Hinder	QB
8	C.J. Moncrease	DB
8	Terrance Montgomery	WR
9	C.J. Anderson	TB
9	Kameron Jackson	DB
10	Brock Mansion	QB
11	Michael Calvin	WR
11	Sean Cattouse	DB
13	Jalen Jefferson	LB
13	Mike Manuel	TB
14	Cecil Whiteside	LB
15	Adrian Lee	DB
15	Zach Maynard	QB
16	Allan Bridgford	QB
16	Vincenzo D'Amato	PK
17	Brennan Scarlett	LB
18	Scott Bueno	TE
19	Bryan Anger	P
19	Jason Gibson	LB
20	Isaac Lapite	DB
20	Isi Sofele	TB
21	Keenan Allen	WR
21	Stefan McClure	DB
22	Ryan Davis	LB
22	Will Kapp	FB
23	Josh Hill	DB
23	Dasarte Yarnway	TB
24	Trajuan Briggs	TB
25	Daniel Lasco	TB
27	Mitchel Bartolo	TB
27	Joel Willis	DB
28	Jackson Bouza	WR
28	Matt Mayes	LB
29	Nico Dumont	FB
30	Mychal Kendrick	LB
31	Tyré Ellison	DB
31	John Tyndall	FB
32	David Aknin	FB
32	Nathan Broussard	LB
33	Covaughn DeBoskie-Johnson	TB

20	Isaac Lapite	DB	5-9	192	Fr.*	RS	Eugene, OR (Sheldon HS/South Eugene HS)
25	Daniel Lasco	TB	6-1	198	Fr.	HS	The Woodlands, TX (The Woodlands HS)
15	Adrian Lee	DB	5-11	200	Fr.*	RS	Dallas, TX (Skyline HS)
6	Alex Logan	DB	6-2	205	So.*	1L	Denver, CO (Mullen HS)
75	Puka Lopa	DL	6-1	247	Fr.	HS	Sacramento, CA (Grant HS)
86	Brandon Madueño	LS	6-0	225	So.*	SQ	West Covina, CA (Damien HS)
10	Brock Mansion	QB	6-6	238	Sr.*	3L	Dallas, TX (Episcopal School of Dallas)
13	Mike Manuel	TB	5-9	200	Jr.*	JC	Carson, CA (Golden West College/ Los Alamitos HS/Carson HS)
28	Matt Mayes	LB	6-0	210	Fr.*	RS	Alturas, CA (Modoc HS)
15	Zach Maynard	QB	6-2	190	Jr.*	TR	Greensboro, NC (Buffalo/Grimsley HS)
40	Chris McCain	LB	6-6	233	Fr.	HS	Greensboro, NC (Oakridge Military Academy/ Northern Guilford HS)
21	Stefan McClure	DB	5-11	188	Fr.	HS	Vista, CA (Vista HS)
86	Bryce McGovern	WR	5-10	200	Fr.	HS	Danville, CA (Monte Vista HS)
80	Anthony Miller	TE	6-4	260	Sr.	3L	San Jose, CA (Archbishop Mitty HS)
85	Ben Miroglio	TE	6-6	240	Fr.	HS	Carmichael, CA (Jesuit HS)
55	Viliami Moala	DL	6-2	350	Fr.	HS	Sacramento, CA (Grant HS)
8	C.J. Moncrease	DB	6-1	215	Sr.*	2L	Richmond, CA (Laney College/EI Cerrito HS)
8	Terrance Montgomery	WR	5-8	188	Fr.*	RS	Los Angeles, CA (West Adams Prep)
37	Robert Mullins	LB	6-0	225	Jr.*	2L	Los Angeles, CA (Dorsey HS)
95	Ernest Owusu	DL	6-5	270	Sr.*	3L	Nashville, TN (The Hun School of Princeton/Father Ryan HS)
96	Kendrick Payne	DL	6-2	285	Jr.*	2L	Houston, TX (Klein Forest HS)
39	Nathan Phillip	DL	6-2	230	Jr.	JC	Oakland, CA (San Francisco CC/Bishop O'Dowd HS)
73	Jordan Rigsbee	OL	6-4	300	Fr.	HS	Chico, CA (Pleasant Valley HS)
77	Tyler Rigsbee	OL	6-5	288	Jr.*	1L	Chico, CA (Pleasant Valley HS)
50	Matt Rios	LS	6-0	230	Jr.*	2L	Phoenix, AZ (North Canyon HS)
82	Richard Rodgers	TE	6-4	265	Fr.	HS	Worcester, MA (St. John's HS)
17	Brennan Scarlett	LB	6-4	255	Fr.	HS	Portland, OR (Central Catholic HS)
72	Mitchell Schwartz	OL	6-6	318	Sr.*	3L	Pacific Palisades, CA (Palisades Charter HS)
57	Brian Schwenke	OL	6-4	300	Jr.	2L	Oceanside, CA (Oceanside HS)
4	Avery Sebastian	DB	5-10	192	Fr.	HS	McDonough, GA (Eagle's Landing Christian HS)
69	John Sheperdson	LS	6-3	225	Fr.	HS	Danville, CA (San Ramon Valley HS)
20	Isi Sofele	TB	5-8	190	Jr.	2L	Salt Lake City, UT (Cottonwood HS)
48	Eric Stevens	FB	6-0	242	Jr.*	2L	San Pedro, CA (Peninsula HS)
75	Matt Summers-Gavin	OL	6-4	295	Jr.*	2L	San Francisco, CA (St. Ignatius HS)
40	Giorgio Tavecchio	PK	5-10	178	Sr.	3L	Moraga, CA (Campolindo HS)
50	Aaron Tipoti	DL	6-2	295	Jr.*	2L	Honolulu, HI (Word of Life Academy)
79	Bill Tyndall	OL	6-4	280	So.*	RS	Pacific Grove, CA (Monterey Peninsula College/Pacific Grove HS)
31	John Tyndall	FB	6-3	240	Sr.*	3L	Pacific Grove, CA (Pacific Grove HS)
84	Jacob Wark	TE	6-4	250	Fr.*	RS	Tualatin, OR (Jesuit HS)
14	Cecil Whiteside	LB	6-2	232	Fr.	HS	Newport Beach, CA (Newport Harbor HS)
44	David Wilkerson	LB	6-2	240	Fr.*	RS	Danville, CA (Monte Vista HS)
74	Matt Williams	OL	6-6	290	Jr.	JC	Liverpool, England (North Dakota State College of Science/Proctor Academy)
1	Steve Williams	DB	5-10	185	So.*	1L	Dallas, TX (Skyline HS)
27	Joel Willis	DB	5-10	185	Fr.	HS	Garden Grove, CA (Pacifica HS)
23	Dasarte Yarnway	TB	6-0	215	So.*	1L	San Francisco, CA (Sacred Heart Cathedral HS)

\*has utilized redshirt season prior to 2011

## COACHING STAFF

**HEAD COACH:** Jeff Tedford, 10th Season (Fresno State, 1983)

**OFFENSIVE COORDINATOR/OFFENSIVE LINE:** Jim Michalczyk, 8th Season (Washington State, 1988)

**DEFENSIVE COORDINATOR:** Clancy Pendergast, 2nd Season (Arizona, 1990)

**DEFENSIVE BACKS:** Ashley Ambrose, 1st Season (Mississippi Valley State, 1992)

**QUARTERBACKS:** Marcus Arroyo, 1st Season (San Jose State, 2003)

**SPECIAL TEAMS COORDINATOR/TIGHT ENDS:** Jeff Genyk, 2nd Season (Bowling Green State, 1982)

**ASSOCIATE HEAD COACH/RUN GAME COORDINATOR:** Ron Gould, 15th Season (Oregon, 1988)

**PASSING GAME COORDINATOR/WIDE RECEIVERS:** Eric Kiesau, 5th Season (Portland State, 1996)

**DEFENSIVE LINE:** Tosh Lupoi, 6th Season (Cal, 2005)

**RECRUITING COORDINATOR/LINEBACKERS:** Kenwick Thompson, 5th Season (Harding, 1991)

**HEAD STRENGTH & CONDITIONING COACH:** Mike Blasquez, Cal – 9th Season; Football – 1st Season (Cal State Hayward, 1991)

**DIRECTOR OF FOOTBALL OPERATIONS:** Mike McHugh, 9th Season (Findlay, Ohio, 1983)

**GRADUATE ASSISTANT, DEFENSE:** Ryan McKinley, 1st Season (Fresno State, 2008)

**GRADUATE ASSISTANT, OFFENSE:** Matt Wiegand, 1st Season (La Verne, 2007)

33	Nick Forbes	LB
34	Darren Ervin	TB
34	J.P. Hurrell	LB
35	Ted Agu	LB
36	Benjamin Calder	PK
37	Robert Mullins	LB
39	Nathan Phillip	DL
40	Chris McCain	LB
40	Giorgio Tavecchio	PK
41	Todd Barr	DL
42	Steven Fanua	LB
43	Dan Camporeale	LB
44	David Wilkerson	LB
45	Jed Barnett	P/PK
45	Spencer Ladner	TE
46	Brett Buchanan	TE
48	Eric Stevens	FB
50	Matt Rios	LS
50	Aaron Tipoti	DL
51	Kameron Krebs	LB
52	Justin Gates	OL
55	Viliami Moala	DL
56	Keni Kaufusi	DL
57	Austin Clark	DL
57	Brian Schwenke	OL
58	Chris Adcock	OL
59	Brian Farley	OL
61	Justin Cheadle	OL
65	Dominic Galas	OL
68	Mark Brazinski	OL
69	John Sheperdson	LS
70	Geoffrey Gibson	OL
71	Alejandro Crosthwaite	OL
72	Mitchell Schwartz	OL
73	Jordan Rigsbee	OL
74	Matt Williams	OL
75	Puka Lopa	DL
75	Matt Summers-Gavin	OL
77	Tyler Rigsbee	OL
79	Bill Tyndall	OL
80	Anthony Miller	TE
81	Ross Bostock	WR
82	Richard Rodgers	TE
83	Anthony Ferrario	TE
83	Cary Kriegsmann	LS
84	Jacob Wark	TE
85	Ben Miroglio	TE
86	Brandon Madueño	LS
86	Bryce McGovern	WR
87	Spencer Hagan	TE
88	Kaulin Krebs	WR
89	Stephen Anderson	WR
90	Mustafa Jalil	DL
91	Deandre Coleman	DL
92	Trevor Guyton	DL
95	Ernest Owusu	DL
96	Kendrick Payne	DL
99	Gabe King	DL



# NUMERICAL ROSTER

NO	NAME	POS	HT	WT	YR	EXP	HOMETOWN (LAST SCHOOLS)
1	Marvin Jones	WR	6-3	202	Sr.	3L	Fontana, CA (Etiwanda HS)
1	Steve Williams	DB	5-10	185	So.*	1L	Dallas, TX (Skyline HS)
2	Marc Anthony	DB	6-0	200	Jr.*	2L	Chandler, AZ (Chandler HS)
2	Coleman Edmond	WR	5-11	205	Sr.*	1L	Kingston, NY (Pierce College/Kingston HS)
3	Maurice Harris	WR	6-3	205	Fr.	HS	Greensboro, NC (Northern Guilford HS)
3	D.J. Holt	LB	6-1	242	Sr.*	3L	Santa Clarita, CA (Crespi Carmelite HS)
4	Avery Sebastian	DB	5-10	192	Fr.	HS	McDonough, GA (Eagle's Landing Christian HS)
5	Brendan Bigelow	TB	5-10	180	Fr.	HS	Fresno, CA (Central East HS)
5	Michael Coley	DB	5-11	202	Fr.*	RS	Hyattsville, MD (DeMatha Catholic HS)
6	Kyle Boehm	QB	6-3	225	Fr.	HS	San Jose, CA (Archbishop Mitty HS)
6	Alex Logan	DB	6-2	205	So.*	1L	Denver, CO (Mullen HS)
7	D.J. Campbell	DB	6-0	205	Sr.*	3L	North Las Vegas, NV (Cheyenne HS)
7	Austin Hinder	QB	6-4	198	Fr.*	RS	Steamboat Springs, CO (Steamboat Springs HS)
8	C.J. Moncrease	DB	6-1	215	Sr.*	2L	Richmond, CA (Laney College/EI Cerrito HS)
8	Terrance Montgomery	WR	5-8	188	Fr.*	RS	Los Angeles, CA (West Adams Prep)
9	C.J. Anderson	TB	5-11	215	Jr.	JC	Vallejo, CA (Laney College/Bethel HS)
9	Kameron Jackson	DB	5-9	180	Fr.	HS	Long Beach, CA (Long Beach Poly HS)
10	Brock Mansion	QB	6-6	238	Sr.*	3L	Dallas, TX (Episcopal School of Dallas)
11	Michael Calvin	WR	6-3	215	Sr.*	3L	San Lorenzo, CA (San Lorenzo HS)
11	Sean Cattouse	DB	6-3	218	Sr.*	3L	Chicago, IL (Hubbard HS)
13	Jalen Jefferson	LB	6-2	235	Fr.	HS	Ventura, CA (St. Bonaventure HS)
13	Mike Manuel	TB	5-9	200	Jr.*	JC	Carson, CA (Golden West College/ Los Alamitos HS/Carson HS)
14	Cecil Whiteside	LB	6-2	232	Fr.	HS	Newport Beach, CA (Newport Harbor HS)
15	Adrian Lee	DB	5-11	200	Fr.*	RS	Dallas, TX (Skyline HS)
15	Zach Maynard	QB	6-2	190	Jr.*	TR	Greensboro, NC (Buffalo/Grimsley HS)
16	Allan Bridgford	QB	6-3	212	So.*	SQ	Mission Viejo, CA (Mission Viejo HS)
16	Vincenzo D'Amato	PK	6-1	200	Jr.*	2L	Lake Forest, CA (El Toro HS)
17	Brennan Scarlett	LB	6-4	255	Fr.	HS	Portland, OR (Central Catholic HS)
18	Scott Bueno	TE	6-6	246	Jr.*	HS	Livermore, CA (Granada HS)
19	Bryan Anger	P	6-4	208	Sr.*	3L	Camarillo, CA (Camarillo HS)
19	Jason Gibson	LB	6-2	215	Fr.	HS	Gardena, CA (Junipero Serra HS)
20	Isaac Lapite	DB	5-9	192	Fr.*	RS	Eugene, OR (Sheldon HS/South Eugene HS)
20	Isi Sofele	TB	5-8	190	Jr.	2L	Salt Lake City, UT (Cottonwood HS)
21	Keenan Allen	WR	6-3	205	So.	1L	Greensboro, NC (Northern Guilford HS/Grimsley HS)
21	Stefan McClure	DB	5-11	188	Fr.	HS	Vista, CA (Vista HS)
22	Ryan Davis	LB	6-4	250	Sr.*	1L	Los Angeles, CA (Cerritos College/Artesia HS)
22	Will Kapp	FB	5-10	225	Sr.*	3L	Los Gatos, CA (Los Gatos HS)
23	Josh Hill	DB	5-10	202	Jr.*	2L	Houston, TX (Klein Forest HS)
23	Dasarte Yarnway	TB	6-0	215	So.*	1L	San Francisco, CA (Sacred Heart Cathedral HS)
24	Trajuan Briggs	TB	5-11	215	Fr.*	RS	Pacoima, CA (Birmingham HS)
25	Daniel Lasco	TB	6-1	198	Fr.	HS	The Woodlands, TX (The Woodlands HS)
27	Mitchel Bartolo	TB	5-8	183	So.*	SQ	San Diego, CA (Westview HS)
27	Joel Willis	DB	5-10	185	Fr.	HS	Garden Grove, CA (Pacifica HS)
28	Jackson Bouza	WR	6-0	185	So.*	SQ	Lafayette, CA (De La Salle HS)
28	Matt Mayes	LB	6-0	210	Fr.*	RS	Alturas, CA (Modoc HS)
29	Nico Dumont	FB	5-11	230	So.*	1L	Novato, CA (Marin Catholic HS)
30	Mychal Kendricks	LB	6-0	240	Sr.	3L	Fresno, CA (Hoover HS)
31	Tyré Ellison	DB	6-3	200	Jr.*	1L	San Francisco, CA (Burton HS)
31	John Tyndall	FB	6-3	240	Sr.*	3L	Pacific Grove, CA (Pacific Grove HS)
32	David Aknin	FB	5-11	230	Jr.*	RS	San Carlos, CA (College of San Mateo/Carlmont HS)
32	Nathan Broussard	LB	6-3	235	Fr.	HS	Plano, TX (Plano West HS)
33	Covaughn DeBoskie-Johnson	TB	5-11	210	Jr.*	2L	Tucson, AZ (Hamilton HS)
33	Nick Forbes	LB	6-1	225	So.	1L	Frederick, MD (Governor Thomas Johnson HS)
34	Darren Ervin	TB	5-10	200	Fr.	HS	Houston, TX (Lamar HS)
34	J.P. Hurrell	LB	5-11	220	Jr.*	2L	San Mateo, CA (Junipero Serra HS)
35	Ted Agu	LB	6-1	245	Fr.*	RS	Bakersfield, CA (Frontier HS)
36	Benjamin Calder	PK	5-11	190	Fr.	HS	Houston, TX (Lamar HS)
37	Robert Mullins	LB	6-0	225	Jr.*	2L	Los Angeles, CA (Dorsey HS)
39	Nathan Phillip	DL	6-2	230	Jr.	JC	Oakland, CA (San Francisco CC/Bishop O'Dowd HS)
40	Chris McCain	LB	6-6	233	Fr.	HS	Greensboro, NC (Oakridge Military Academy/ Northern Guilford HS)
40	Giorgio Tavecchio	PK	5-10	178	Sr.	3L	Moraga, CA (Campolindo HS)
41	Todd Barr	DL	6-3	255	Fr.	HS	Lakewood, CA (Lakewood HS)
42	Steven Fanua	LB	6-0	225	So.*	1L	Milpitas, CA (Milpitas HS)

## ALPHABETICAL ROSTER

NO	NAME	POS
58	Chris Adcock	OL
35	Ted Agu	LB
32	David Aknin	FB
21	Keenan Allen	WR
9	C.J. Anderson	TB
89	Stephen Anderson	WR
19	Bryan Anger	P
2	Marc Anthony	DB
45	Jed Barnett	P/PK
41	Todd Barr	DL
27	Mitchel Bartolo	TB
5	Brendan Bigelow	TB
6	Kyle Boehm	QB
81	Ross Bostock	WR
28	Jackson Bouza	WR
68	Mark Brazinski	OL
16	Allan Bridgford	QB
24	Trajuan Briggs	TB
32	Nathan Broussard	LB
46	Brett Buchanan	TE
18	Scott Bueno	TE
36	Benjamin Calder	PK
11	Michael Calvin	WR
7	D.J. Campbell	DB
43	Dan Camporeale	LB
11	Sean Cattouse	DB
61	Justin Cheadle	OL
57	Austin Clark	DL
91	Deandre Coleman	DL
5	Michael Coley	DB
71	Alejandro Crosthwaite	OL
16	Vincenzo D'Amato	PK
22	Ryan Davis	LB
33	Covaughn DeBoskie-Johnson	TB
29	Nico Dumont	FB
2	Coleman Edmond	WR
31	Tyré Ellison	DB
34	Darren Ervin	TB
42	Steven Fanua	LB
59	Brian Farley	OL
83	Anthony Ferrario	TE
33	Nick Forbes	LB
65	Dominic Galas	OL
52	Justin Gates	OL
70	Geoffrey Gibson	OL
19	Jason Gibson	LB
92	Trevor Guyton	DL
87	Spencer Hagan	TE
3	Maurice Harris	WR
23	Josh Hill	DB
7	Austin Hinder	QB
3	D.J. Holt	LB

43	Dan Camporeale	LB	6-3	240	So.*	1L	Lafayette, CA (Acalanes HS)
44	David Wilkerson	LB	6-2	240	Fr.*	RS	Danville, CA (Monte Vista HS)
45	Jed Barnett	P/PK	6-2	215	Fr.*	RS	Camas, WA (Union HS/Mountain View HS)
45	Spencer Ladner	TE	6-7	260	Jr.*	2L	Kansas City, MO (Pembroke Hill HS)
46	Brett Buchanan	TE	6-3	230	Fr.	TR	Encinitas, CA (San Diego/Sante Fe Christian HS)
48	Eric Stevens	FB	6-0	242	Jr.*	2L	San Pedro, CA (Peninsula HS)
50	Matt Rios	LS	6-0	230	Jr.*	2L	Phoenix, AZ (North Canyon HS)
50	Aaron Tipoti	DL	6-2	295	Jr.*	2L	Honolulu, HI (Word of Life Academy)
51	Kameron Krebs	LB	6-1	225	Jr.*	RS	Sunset Beach, HI (Oregon State/Mission Viejo HS/Kahuku HS)
52	Justin Gates	OL	6-3	295	Sr.*	1L	Reno, NV (Galena HS)
55	Viliami Moala	DL	6-2	350	Fr.	HS	Sacramento, CA (Grant HS)
56	Keni Kaufusi	DL	6-1	275	So.*	SQ	Salt Lake City, UT (Cottonwood HS)
57	Austin Clark	DL	5-10	270	So.*	1L	Tampa, FL (Plant HS)
57	Brian Schwenke	OL	6-4	300	Jr.	2L	Oceanside, CA (Oceanside HS)
58	Chris Adcock	OL	6-3	300	Fr.*	RS	Rowlett, TX (Dallas Christian HS)
59	Brian Farley	OL	6-7	285	Fr.	HS	San Diego, CA (Patrick Henry HS)
61	Justin Cheadle	OL	6-3	295	Sr.*	3L	Bakersfield, CA (Bakersfield HS)
65	Dominic Galas	OL	6-1	290	Jr.*	2L	Modesto, CA (Central Catholic HS)
68	Mark Brazinski	OL	6-3	295	So.*	1L	Basking Ridge, NJ (Immaculata HS)
69	John Sheperdson	LS	6-3	225	Fr.	HS	Danville, CA (San Ramon Valley HS)
70	Geoffrey Gibson	OL	6-4	310	Fr.*	RS	Las Vegas, NV (Bishop Gorman HS)
71	Alejandro Crosthwaite	OL	6-4	290	Fr.*	RS	Rosarito Beach, Mexico (Cathedral Catholic HS)
72	Mitchell Schwartz	OL	6-6	318	Sr.*	3L	Pacific Palisades, CA (Palisades Charter HS)
73	Jordan Rigsbee	OL	6-4	300	Fr.	HS	Chico, CA (Pleasant Valley HS)
74	Matt Williams	OL	6-6	290	Jr.	JC	Liverpool, England (North Dakota State College of Science/Proctor Academy)
75	Puka Lopa	DL	6-1	247	Fr.	HS	Sacramento, CA (Grant HS)
75	Matt Summers-Gavin	OL	6-4	295	Jr.*	2L	San Francisco, CA (St. Ignatius HS)
77	Tyler Rigsbee	OL	6-5	288	Jr.*	1L	Chico, CA (Pleasant Valley HS)
79	Bill Tyndall	OL	6-4	280	So.*	RS	Pacific Grove, CA (Monterey Peninsula College/Pacific Grove HS)
80	Anthony Miller	TE	6-4	260	Sr.	3L	San Jose, CA (Archbishop Mitty HS)
81	Ross Bostock	WR	6-2	200	Jr.*	SQ	Sebastopol, CA (Analy HS)
82	Richard Rodgers	TE	6-4	265	Fr.	HS	Worcester, MA (St. John's HS)
83	Anthony Ferrario	TE	6-1	215	So.*	HS	Saratoga, CA (Lynbrook HS)
83	Cary Kriegsman	LS	5-10	198	Fr.*	RS	Pacific Palisades, CA (Loyola HS)
84	Jacob Wark	TE	6-4	250	Fr.*	RS	Tualatin, OR (Jesuit HS)
85	Ben Miroglio	TE	6-6	240	Fr.	HS	Carmichael, CA (Jesuit HS)
86	Brandon Madueño	LS	6-0	225	So.*	SQ	West Covina, CA (Damien HS)
86	Bryce McGovern	WR	5-10	200	Fr.	HS	Danville, CA (Monte Vista HS)
87	Spencer Hagan	TE	6-5	220	So.*	1L	Sacramento, CA (Capital Christian HS)
88	Kaulin Krebs	WR	6-0	190	Jr.*	RS	Sunset Beach, HI (Oregon State/Kahuku HS)
89	Stephen Anderson	WR	6-2	206	Fr.	HS	San Jose, CA (Piedmont Hills HS)
90	Mustafa Jalil	DL	6-2	285	Fr.	HS	San Diego, CA (Cathedral Catholic HS)
91	Deandre Coleman	DL	6-5	315	So.*	1L	Seattle, WA (Garfield HS)
92	Trevor Guyton	DL	6-3	280	Sr.	3L	Woodinville, WA (Redmond HS)
95	Ernest Owusu	DL	6-5	270	Sr.*	3L	Nashville, TN (The Hun School of Princeton/Father Ryan HS)
96	Kendrick Payne	DL	6-2	285	Jr.*	2L	Houston, TX (Klein Forest HS)
99	Gabe King	DL	6-5	275	Fr.*	RS	Burlington, NC (South Eugene HS/Aiken HS)

\*has utilized redshirt season prior to 2011

## COACHING STAFF

**HEAD COACH:** Jeff Tedford, 10th Season (Fresno State, 1983)

**OFFENSIVE COORDINATOR/OFFENSIVE LINE:** Jim Michalczyk, 8th Season (Washington State, 1988)

**DEFENSIVE COORDINATOR:** Clancy Pendergast, 2nd Season (Arizona, 1990)

**DEFENSIVE BACKS:** Ashley Ambrose, 1st Season (Mississippi Valley State, 1992)

**QUARTERBACKS:** Marcus Arroyo, 1st Season (San Jose State, 2003)

**SPECIAL TEAMS COORDINATOR/TIGHT ENDS:** Jeff Genyk, 2nd Season (Bowling Green State, 1982)

**ASSOCIATE HEAD COACH/RUN GAME COORDINATOR:** Ron Gould, 15th Season (Oregon, 1988)

**PASSING GAME COORDINATOR/WIDE RECEIVERS:** Eric Kiesau, 5th Season (Portland State, 1996)

**DEFENSIVE LINE:** Tosh Lupoi, 6th Season (Cal, 2005)

**RECRUITING COORDINATOR/LINEBACKERS:** Kenwick Thompson, 5th Season (Harding, 1991)

**HEAD STRENGTH & CONDITIONING COACH:** Mike Blasquez, Cal – 9th Season; Football – 1st Season (Cal State Hayward, 1991)

**DIRECTOR OF FOOTBALL OPERATIONS:** Mike McHugh, 9th Season (Findlay, Ohio, 1983)

**GRADUATE ASSISTANT, DEFENSE:** Ryan McKinley, 1st Season (Fresno State, 2008)

**GRADUATE ASSISTANT, OFFENSE:** Matt Wiegand, 1st Season (La Verne, 2007)

34	J.P. Hurrell	LB
9	Kameron Jackson	DB
90	Mustafa Jalil	DL
13	Jalen Jefferson	LB
1	Marvin Jones	WR
22	Will Kapp	FB
56	Keni Kaufusi	DL
30	Mychal Kendricks	LB
99	Gabe King	DL
51	Kameron Krebs	LB
88	Kaulin Krebs	WR
83	Cary Kriegsman	LS
45	Spencer Ladner	TE
20	Isaac Lapite	DB
25	Daniel Lasco	TB
15	Adrian Lee	DB
6	Alex Logan	DB
75	Puka Lopa	DL
86	Brandon Madueño	LS
10	Brock Mansion	QB
13	Mike Manuel	TB
28	Matt Mayes	LB
15	Zach Maynard	QB
40	Chris McCain	LB
21	Stefan McClure	DB
86	Bryce McGovern	WR
80	Anthony Miller	TE
85	Ben Miroglio	TE
55	Viliami Moala	DL
8	C.J. Moncrease	DB
8	Terrance Montgomery	WR
37	Robert Mullins	LB
95	Ernest Owusu	DL
96	Kendrick Payne	DL
39	Nathan Phillip	DL
73	Jordan Rigsbee	OL
77	Tyler Rigsbee	OL
50	Matt Rios	LS
82	Richard Rodgers	TE
17	Brennan Scarlett	LB
72	Mitchell Schwartz	OL
57	Brian Schwenke	OL
4	Avery Sebastian	DB
69	John Sheperdson	LS
20	Isi Sofele	TB
48	Eric Stevens	FB
75	Matt Summers-Gavin	OL
40	Giorgio Tavecchio	PK
50	Aaron Tipoti	DL
79	Bill Tyndall	OL
31	John Tyndall	FB
84	Jacob Wark	TE
14	Cecil Whiteside	LB
44	David Wilkerson	LB
74	Matt Williams	OL
1	Steve Williams	DB
27	Joel Willis	DB
23	Dasarte Yarnway	TB



# PLAYER BROADCAST BIOS - OFFENSE

Complete player biographies including links to career stats and game-by-game stats for each season can be found by clicking on a player's name on the football roster page at CalBears.com (<http://www.calbears.com/sports/m-footbl/mtt/cal-m-footbl-mtt.html>). Full career stats for all members of the 2011 Cal football team can be found by visiting <http://www.calbears.com/sports/m-footbl/stats/2011-2012/histcarr.html>.

## WR – #21 KEENAN ALLEN (6-3, 195, So.)

- No. 12 in the nation in receiving yards per game (105.08 ypg) and in receptions per contest (7.42 rpg), while ranking second in receptions and third in receiving yards in the conference
- First Team All-Pac-12 selection and named the team's Offensive MVP
- Has six career 100-yard performances that ranks tied for sixth all-time at Cal, with a team-leading five of those performances occurring in 2011.
- Named CFPA Wide Receiver of the Week after racking up 10 receptions for a career-high 197 yards, including a 90-yard touchdown catch, at Washington that was the longest pass play from scrimmage in Cal history and the longest in the Pac-12 in 2011
- Garnered 170 yards receiving on nine receptions and a touchdown at Oregon, a career-high 13 catches for 160 vs. USC, eight catches for 112 yards vs. Fresno State, and six receptions for 104 yards and a touchdown at Colorado when he also had two huge catches in overtime, a 32-yard reception to the three-yard-line and then the game-winning five-yard touchdown grab two plays later
- Scored a touchdown in four consecutive games vs. Presbyterian, Colorado, Washington and Oregon, and then had his fifth TD grab of the season vs. Utah and his sixth at Stanford
- Has caught at least one pass in every game he's played at Cal (23)

### CAREER GAME HIGHS

**Receptions:** 13 (vs. USC, 2011)  
**Receiving Yards:** 197 (at Washington, 2011)  
**Receiving TDs:** 1 (11x, last at Stanford, 2011)  
**Long Reception:** 90 (at Washington, 2011)  
**Points:** 6 (vs. UC Davis, 2010)  
**Rushes:** 7 (vs. Washington, 2010)  
**Rushing Yards:** 60 (vs. Washington, 2010)  
**Rushing TDs:** 1 (vs. UC Davis, 2010)  
**Long Rush:** 45 (vs. Washington, 2010)  
**Kick Returns:** 6 (at Oregon State, 2010)  
**Kick Return Yards:** 120 (vs. Stanford, 2010)  
**Long Kick Return:** 61 (vs. Arizona State, 2010)  
**Pass Completions:** 1 (2x, last at Colorado, 2011)  
**Pass Attempts:** 1 (2x, last at Colorado, 2011)  
**Passing Yards:** 27 (at Colorado, 2011)  
**Long Pass:** 27 (at Colorado, 2011)  
**All-Purpose Yards:** 217 (at Washington, 2011)  
**Tackles:** 2 (at Nevada, 2010)

### 2011 SEASON GAME HIGHS

**Receptions:** 10 (vs. USC)  
**Receiving Yards:** 197 (at Washington)  
**Receiving TDs:** 1 (6x, last at Stanford)  
**Long Reception:** 90 (at Washington)  
**Points:** None  
**Rushes:** 2 (at Washington)  
**Rushing Yards:** 20 (at Washington)  
**Rushing TDs:** None  
**Long Rush:** 19 (at Washington)  
**Punt Returns:** 2 (vs. WSU)  
**Punt Return Yards:** 20 (vs. WSU)  
**Punt Kick Return:** 12 (vs. WSU)  
**Pass Completions:** 1 (at Colorado)  
**Pass Attempts:** 1 (Colorado)  
**Passing Yards:** 27 (at Colorado)  
**Long Pass:** 27 (at Colorado)  
**All-Purpose Yards:** 217 (at Washington)  
**Tackles:** 1 (at Stanford)

## TE – #9 C.J. ANDERSON (5-11, 215, Jr.)

- Second on the team with 343 yards rushing and eight rushing TDs on 68 carries (5.0 ypr)
- Garnered his first multi-touchdown game of his career with two on the ground at Arizona State and a career-long 74-yard touchdown reception
- Turned in a career-high 96 yards on 14 carries vs. Oregon State
- Rushed four times for 33 yards and a key 19-yard touchdown in Cal's win at Colorado
- Scored in three straight games at Colorado, vs. Presbyterian and at Washington
- Many of his rushing touchdowns were punched in at the goal line

### CAREER GAME HIGHS

**Rushes:** 14 (vs. Oregon State, 2011)  
**Rushing Yards:** 96 (vs. Oregon State, 2011)  
**Rushing TDs:** 2 (at Arizona State, 2011)  
**Long Rush:** 34 (vs. WSU, 2011)  
**Points:** 12 (at Arizona State, 2011)  
**Receptions:** 3 (at Stanford, 2011)  
**Receiving Yards:** 74 (at Arizona State, 2011)  
**Long Reception:** 74 (at Arizona State, 2011)  
**Receiving TDs:** 1 (at Arizona State, 2011)

### 2011 SEASON GAME HIGHS

**Rushes:** 14 (vs. Oregon State)  
**Rushing Yards:** 96 (vs. Oregon State)  
**Rushing TDs:** 2 (at Arizona State)  
**Long Rush:** 34 (vs. WSU)  
**Points:** 12 (at Arizona State)  
**Receptions:** 3 (at Stanford)  
**Receiving Yards:** 74 (at Arizona State)  
**Long Reception:** 34 (at Arizona State)  
**Receiving TDs:** 1 (at Arizona State)

## TE – #5 BRENDAN BIGELOW (5-10, 180, Fr.) ... BIG-uh-low

- Made his Cal debut against Presbyterian, returning the opening second half kickoff 88 yards for a TD and finishing with two returns for 111 yards for the best single-game kick return average in the Pac-12 during the 2011 season
- Leads Cal with 21 kick returns for 436 yards and a 20.8 yard average, with the one TD
- Ran a career-high three times for two yards at UCLA in his first action on the ground since Presbyterian
- Posted a season-high six kick returns (the most by a Cal player in 2011) for 87 yards at Oregon

### CAREER GAME HIGHS

**Rushes:** 3 (at UCLA, 2011)  
**Rushing Yards:** 15 (vs. Presbyterian, 2011)  
**Receptions:** 1 (vs. Presbyterian, 2011)  
**Receiving Yards:** 11 (vs. Presbyterian, 2011)  
**Kick Returns:** 6 (at Oregon, 2011)  
**Kick Return Yards:** 111 (vs. Presbyterian, 2011)  
**Long Kick Return:** 88TD (vs. Presbyterian, 2011)  
**Points:** 6 (vs. Presbyterian, 2011)

### 2011 SEASON GAME HIGHS

**Rushes:** 3 (at UCLA)  
**Rushing Yards:** 15 (vs. Presbyterian)  
**Receptions:** 1 (vs. Presbyterian)  
**Receiving Yards:** 11 (vs. Presbyterian)  
**Kick Returns:** 6 (at Oregon)  
**Kick Return Yards:** 111 (vs. Presbyterian)  
**Long Kick Return:** 88TD (vs. Presbyterian)  
**Points:** 6 (vs. Presbyterian)

## QB – #16 ALLAN BRIDGFORD (6-3, 212, So.)

- Has completed 13-of-32 passes for 184 yards in four games off the bench
- Made his collegiate debut in the second half against Presbyterian, completing 4-of-10 for 76 yards
- Entered the Oregon game for the last two drives in the fourth quarter, completing 8-of-19 passes for 103 yards, and completed one pass for five yards vs. Washington State

### CAREER GAME HIGHS

**Completions:** 8 (at Oregon, 2011)  
**Attempts:** 19 (at Oregon, 2011)  
**Passing Yards:** 103 (at Oregon, 2011)  
**Long Pass:** 33 (vs. Presbyterian, 2011)

### 2011 SEASON GAME HIGHS

**Completions:** 8 (at Oregon)  
**Attempts:** 19 (at Oregon)  
**Passing Yards:** 103 (at Oregon)  
**Long Pass:** 33 (vs. Presbyterian)

## WR – #11 MICHAEL CALVIN (6-3, 215, Sr.)

- Has played in 36 career games with 10 starts, totaling 41 receptions for 519 yards
- Hauled in a career-long 38-yard reception at UCLA
- Recorded his first career touchdown reception on a 19-yard catch from Zach Maynard against Oregon State
- Snagged three receptions at Colorado for 42 yards, including a career-long 27-yard catch, and also blocked a punt for the first time in his career

### CAREER GAME HIGHS

**Receptions:** 5 (at Maryland, 2008)  
**Receiving Yards:** 69 (at Maryland, 2008)  
**Long Reception:** 38 (at UCLA, 2011)  
**Receiving TDs:** 1 (vs. Oregon State, 2011)  
**Tackles:** 1 (3x, last vs. Utah, 2011)

### 2011 SEASON GAME HIGHS

**Receptions:** 4 (vs. Utah)  
**Receiving Yards:** 49 (vs. Utah)  
**Long Reception:** 38 (at UCLA)  
**Receiving TDs:** 1 (vs. Oregon State)  
**Tackles:** 1 (vs. Utah)

## RG – #61 JUSTIN CHEADLE (6-3, 295, Sr.) ... CHEE-dull

- Has played in 46 games with 34 starts during the last four seasons of his five campaigns with the program from 2007-11
- Named the team's Bob Tessier Award winner for the most Improved Offensive Lineman as a sophomore in 2009 and 2011

## TE – #33 COVAUGHN DEBOSKIE-JOHNSON (5-11, 210, Jr.) ... COE-von duh-BOSS-key

- In 23 career games off bench has totaled 321 career rushing yards and two TDs, after scoring his second career touchdown against Presbyterian to go with his season-high 39 yards on five rushes
- Hauled in two catches for 22 yards at Washington and a 15-yard reception against Utah

### CAREER GAME HIGHS

**Rushes:** 11 (vs. Eastern Washington, 2009)  
**Rushing Yards:** 92 (vs. Eastern Washington, 2009)  
**Rushing TDs:** 1 (2x, last vs. Presbyterian, 2011)  
**Long Rush:** 30 (vs. Eastern Washington, 2010)  
**Points:** 6 (2x, last vs. Presbyterian, 2011)  
**Receptions:** 1 (3x, last at Arizona State, 2011)  
**Receiving Yards:** 22 (at Washington, 2011)

### 2011 SEASON GAME HIGHS

**Rushes:** 5 (vs. Presbyterian)  
**Rushing Yards:** 39 (vs. Presbyterian)  
**Rushing TDs:** 1 (vs. Presbyterian)  
**Long Rush:** 9 (vs. Presbyterian)  
**Points:** 6 (vs. Presbyterian)  
**Receptions:** 1 (2x, last at Arizona State)  
**Receiving Yards:** 22, at Washington)

## RET/WR – #2 COLEMAN EDMOND (5-11, 205, Sr.)

- Second on the club with 12 kick returns for 235 yards and a 19.6 yard average per return
- Ran back four kick returns for 93 yards at Colorado, both career highs
- Ran a kickoff back a career-long 35 yards at UCLA

### CAREER GAME HIGHS

**Receptions:** 1 (vs UC Davis, 2010)  
**Receiving Yards:** 0 (vs. UC Davis, 2010)  
**Kick Returns:** 4 (at Colorado, 2011)  
**Kick Return Yards:** 93 (at Colorado, 2011)  
**Long Kick Return:** 35 (at UCLA, 2011)

### 2011 SEASON GAME HIGHS

**Receptions:** None  
**Receiving Yards:** None  
**Kick Returns:** 4 (at Colorado)  
**Kick Return Yards:** 93 (at Colorado)  
**Long Kick Return:** 35 (at UCLA)

## C – #65 DOMINIC GALAS (6-1, 290, Jr.) ... gal-US

- Has played in all 37 games possible and made 13 starts over the past three seasons from 2009-11

## TE – #87 SPENCER HAGAN (6-5, 220, So.)

- Caught a 16-yard touchdown pass on his first collegiate touch vs. Presbyterian, joining fellow tight end Anthony Miller as the last two players to catch touchdown passes on their first collegiate touch
- Garnered his second career touchdown at Stanford

### CAREER GAME HIGHS

**Receptions:** 4 (at Oregon, 2011)  
**Receiving Yards:** 30 (at Oregon, 2011)  
**Receiving TDs:** 1 (2x, last at Stanford, 2011)  
**Long Reception:** 16 (vs. Presbyterian, 2011)

### 2011 SEASON GAME HIGHS

**Receptions:** 4 (at Oregon)  
**Receiving Yards:** 30 (at Oregon)  
**Receiving TDs:** 1 (2x, last at Stanford)  
**Long Reception:** 16 (vs. Presbyterian)

## WR – #1 MARVIN JONES (6-3, 202, Sr.)

- Won the team's Ken Harvey Award for academic commitment and achievement
- Second on the team in 2011 in receptions (54), receiving yards (758) and touchdown catches (3)
- Ranks ninth in the Pac-12 in receiving yards per game at 63.17
- Has at least one catch in each of his past 37 games (all starts) over the last three seasons (2009-11)
- Cal's active career leader with 148 receptions, 2,182 receiving yards and 13 receiving TD's (tied for eighth all-time at Cal)
- Season highs of seven catches for 123 yards vs. Presbyterian, with a season-long 51-yard TD reception
- Earned his second career multi-touchdown game with a pair of TD grabs against Fresno State
- Had at least five catches in his first seven games of 2011 before making only one catch at UCLA

### CAREER GAME HIGHS

**Receptions:** 12 (at Nevada, 2010)  
**Receiving Yards:** 161 (at Nevada, 2010)  
**Receiving TDs:** 2 (2x, last vs. Fresno State, 2011)  
**Long Reception:** 62 (vs. Colorado, 2010)  
**Rushes:** 1 (9x times, last at Arizona State, 2011)  
**Rushing Yards:** 48 (vs. UCLA, 2010)  
**Rush TDs:** 1 (vs. UCLA, 2010)  
**Long Rush:** 48 (vs. UCLA, 2010)  
**All-Purpose Yards:** (161, at Nevada, 2010)  
**Punt Returns:** 3 (2x, last at UCLA, 2011)  
**Punt Return Yards:** 24 (vs. Presbyterian, 2011)  
**Points:** 6 (vs. UCLA, 2010)

### 2011 SEASON GAME HIGHS

**Receptions:** 7 (vs. Presbyterian)  
**Receiving Yards:** 123 (vs. Presbyterian)  
**Receiving TDs:** 2 (vs. Fresno State)  
**Long Reception:** 51 (vs. Presbyterian)  
**Rushes:** 1 (3x, last at Arizona State)  
**Rushing Yards:** 5 (at Arizona State)  
**Rush TDs:** None  
**Long Rush:** 5 (at Arizona State)  
**All-Purpose Yards:** (147, vs. Presbyterian)  
**Punt Returns:** 3 (2x, last at UCLA)  
**Punt Return Yards:** 24 (vs. Presbyterian)  
**Points:** None

## FB – #22 WILL KAPP (5-10, 225, Sr.)

- Has rushed six times for 63 yards (both career highs) in 2011, notching his first career touchdown on a personal-best 43-yard run against Washington State
- Has played in 37 contests on special teams and at fullback
- Has 17 tackles primarily as one of the top special teams players and recorded a career-high four tackles against Utah
- A candidate for the Burlsworth Trophy given annually to the nation's most outstanding player who began his collegiate career as a walk-on

### CAREER GAME HIGHS

**Rushes:** 2 (at Oregon, 2011)  
**Rushing Yards:** 43 (vs. WSU, 2011)  
**Long Rush:** 43 (vs. WSU, 2011)  
**Rush TDs:** 1 (vs. WSU, 2011)  
**Tackles:** 4 (vs. Utah, 2011)  
**Points:** 6 (vs. WSU, 2011)

### 2011 SEASON GAME HIGHS

**Rushes:** 2 (at Oregon)  
**Rushing Yards:** 43 (vs. WSU)  
**Long Rush:** 43 (vs. WSU)  
**Rush TDs:** 1 (vs. WSU)  
**Tackles:** 4 (vs. Utah)  
**Points:** 6 (vs. WSU)

## QB – #15 ZACH MAYNARD (6-2, 190, Jr.)

- Has completed 212-of-372 (56.9%) of his passes for 2,802 yards, 17 touchdowns and 11 interceptions. Passing yardage ranks sixth on Cal's single season chart, and he needs one more touchdown to crack the school's single season top-10 list in that category
- Completed at least 15 passes, threw for 200 or yards and either threw for a touchdown or scored one on the ground in each of his first seven games before doing none of the three at UCLA
- Posted a season-high 25 completions vs. USC and also boasted his first rushing touchdown
- Rushed for his fourth touchdown of 2011 at Arizona State
- Threw four touchdowns at Colorado, including the game-winner in overtime to Allen
- Ranks sixth in the Pac-12 in total offense (245.75)
- Set season highs in attempts (43) and passing yards (349) at Washington, before equaling the 43 attempts against USC
- Connected with Marvin Jones for his first two Cal touchdown passes vs. Fresno State, and also hit Jones for a 51-yard touchdown against Presbyterian

### CAREER GAME HIGHS

**Completions:** 25 (vs. USC, 2011)  
**Attempts:** 43 (2x, last vs. USC, 2011)  
**Passing Yards:** 349 (at Washington, 2011)  
**Passing TDs:** 4 (at Colorado, 2011)  
**Long Pass:** 90 (at Washington, 2011)  
**Rushes:** 10 (vs. Utah, 2011)  
**Rushing Yards:** 52 (vs. Fresno State, 2011)  
**Long Rush:** 43 (vs. Fresno State, 2011)  
**Rushing TDs:** 1 (4x, last at Arizona State, 2011)  
**Points:** 6 (4x, last at Arizona State, 2011)

### 2011 SEASON GAME HIGHS

**Completions:** 25 (vs. USC)  
**Attempts:** 43 (2x, last vs. USC)  
**Passing Yards:** 349 (at Washington)  
**Passing TDs:** 4 (at Colorado)  
**Long Pass:** 90 (at Washington)  
**Rushes:** 10 (vs. Utah)  
**Rushing Yards:** 52 (vs. Fresno State)  
**Long Rush:** 43 (vs. Fresno State)  
**Rushing TDs:** 1 (4x, last at Arizona State)  
**Points:** 6 (4x, last at Arizona State)

## TE – #80 ANTHONY MILLER (6-4, 260, Sr.)

- Has played in 45 games with 33 starts, compiling totals of 63 receptions for 765 yards and five TD catches
- Tied his career high in receptions with five at UCLA and boasted a season-high 67 receiving yards, second on the team in catches that day after Keenan Allen
- Garnered a 19-yard touchdown reception, his third of the season, against Washington State
- Recorded his first career multi-touchdown reception game at Colorado with two TD grabs
- Hauled in a season-high 44-yard reception vs. Utah, one yard shy of his career best

### CAREER GAME HIGHS

**Receptions:** 5 (2x, last at UCLA, 2011)  
**Receiving Yards:** 70 (vs. USC, 2009)  
**Receiving TDs:** 2 (at Colorado, 2011)  
**Long Reception:** 45 (at Oregon State, 2010)

### 2011 SEASON GAME HIGHS

**Receptions:** 5 (at UCLA)  
**Receiving Yards:** 67 (at UCLA)  
**Receiving TDs:** 2 (at Colorado)  
**Long Reception:** 44 (vs. Utah)

## LT – #72 MITCHELL SCHWARTZ (6-6, 318, Sr.)

- Has started all 50 games possible over the last four seasons (2008-11)
- A first-team All-Pac-12 selection
- Garnered third-team preseason All-America honors and on many preseason watch lists

## LG – #57 BRIAN SCHWENKE (6-4, 300, Jr.) ... SHWANK-ee

- Has played in 35 of 37 possible games during his three seasons with the program (2009-11) and made each of his 23 starts over the past two seasons, 12 in 2010 and 11 in 2011

## TB – #20 ISI SOFELE (5-8, 190, Jr.) ... EE-SEE so-FELL-ay

- Has played in all 37 games possible with 14 starts over his first three collegiate seasons from 2009-11, including each contest of 2011
- Has rushed for 1,270 yards in 12 games, with his 105.83 yard per game rushing average fourth in the Pac-12 and 20th nationally, after rushing for a career-high 190 yards (sixth best in the Pac-12 this season) against Oregon State and also scored his eighth touchdown of the season against the Beavers, and also notched a career-high 56-yard run vs. OSU
- The Bears are 7-1 when he carries 18 or more times
- Boasted 145 yards on the ground with a score at Arizona State
- Racked up a career-high 26 rushes vs. Utah for 84 yards and a touchdown
- Notched a then-career-high 119 yards rushing at Oregon on 12 carries for 9.9 yards per rush
- Garnered 110 yards (first 100-yard performance) against Presbyterian and also scored twice for the second time of his career and this season
- Won the team's Most Valuable Back Award on offense and the Most Courageous Award

### CAREER GAME HIGHS

**Rushes:** 26 (vs. Utah, 2011)  
**Rushing Yards:** 190 (vs. Oregon State, 2011)  
**Rushing TDs:** 2 (2x, last vs. Presbyterian, 2011)  
**Long Rush:** 56 (vs. Oregon State, 2011)  
**Points:** 12 (2x, last vs. Presbyterian, 2011)  
**Receptions:** 2 (3x, last vs. USC, 2011)  
**Receiving Yards:** 29 (at Washington, 2011)  
**Receiving TDs:** 1 (twice, last vs. Stanford, 2010)  
**Long Rec:** 22 (at Washington, 2011)  
**Kick Returns:** 6 (twice, last vs. Utah, 2009)  
**Kick Return Yards:** 127 (at Washington, 2009)  
**Long Kick Return:** 65 (at Washington, 2009)  
**All Purpose Yards:** 190 (vs. Oregon State, 2011)  
**Tackles:** 4 (at UCLA, 2009)

### 2011 SEASON GAME HIGHS

**Rushes:** 26 (vs. Utah)  
**Rushing Yards:** 190 (vs. Oregon State)  
**Rushing TDs:** 2 (2x, last vs. Presbyterian)  
**Long Rush:** 56 (vs. Oregon State)  
**Points:** 12 (2x, last vs. Presbyterian)  
**Receptions:** 2 (3x, last vs. USC)  
**Receiving Yards:** 29 (at Washington)  
**Receiving TDs:** None  
**Long Rec:** 22 (at Washington)  
**All Purpose Yards:** 138 (vs. WSU)

## RT – #75 MATT SUMMERS-GAVIN (6-4, 295, Jr.)

- Has played in 31 games with 24 starts over the last three seasons (2008-10), including all 12 games in 2011

## PK – #40 GIORGIO TAVECCHIO (5-10, 178, Sr.) ... tuh-VECK-ee-oh

- Has nailed 19 of his 22 field goal attempts of 2011, including a career-long and Pac-12 season-best 54-yarder at Oregon, which was tied for the third-longest all time at Cal and one yard off the school record
- Named Pac-12 Special Teams Player of the Week after scoring a career-high 17 points (4 FG, 5 PAT) in Cal's 47-38 win at Arizona State
- First in the Pac-10 and T-11th in the nation in field goals per game (1.58 fpgp)
- Has played in 45 games and is Cal's active career scoring leader with 252 points (fifth all-time), making 47-of-63 (74.6%) field goal attempts and 111-of-119 (93.2%) extra-point tries
- Also ranks sixth in the Pac-12 in scoring (7.67)
- Was a semifinalist for the Campbell Trophy often referred to as the "Academic Heisman" and a candidate for the National Football Foundation's National Scholar-Athlete Award

### CAREER GAME HIGHS

**FG Made:** 4 (2x, last at Arizona State, 2011)  
**Long FG:** 54 (at Oregon, 2011)  
**PATs Made:** 9 (vs. Presbyterian, 2011)  
**Kickoff Average:** 70.0 (2x, last at Colorado, 2011)  
**Points:** 17 (at Arizona State, 2011)

### 2011 SEASON GAME HIGHS

**FG Made:** 4 (at Arizona State)  
**Long FG:** 54 (at Oregon)  
**PATs Made:** 9 (vs. Presbyterian)  
**Kickoff Average:** 70.0 (at Colorado)  
**Points:** 17 (at Arizona State)

## FB – #31 JOHN TYNDALL (6-3, 240, Sr.)

- Has played in 31 games all off the bench primarily on special teams and as a backup fullback
- Came up with the second reception of his career at Colorado for 13 yards
- Posted a five-yard rush at UCLA

### CAREER GAME HIGHS

**Rushes:** 1 (4x, last at UCLA, 2011)  
**Rushing Yards:** 5 (at UCLA, 2011)  
**Long Rush:** 5 (at UCLA, 2011)  
**Receptions:** 1 (2x, last at Colorado, 2011)  
**Receiving Yards:** 13 (at Colorado, 2011)  
**Kick Returns:** 1 (vs. Eastern Washington, 2009)  
**Kick Return Yards:** 5 (vs. Eastern Washington, 2009)  
**Long Kick Return:** 5 (vs. Eastern Washington, 2009)  
**All-Purpose Yards:** 13 (at Colorado, 2011)  
**Tackles:** 2 (2x, last vs. Stanford, 2008)

### 2011 SEASON GAME HIGHS

**Rushes:** 1 (at UCLA)  
**Rushing Yards:** 5 (at UCLA)  
**Long Rush:** 5 (at UCLA)  
**Receptions:** 1 (at Colorado)  
**Receiving Yards:** 13 (at Colorado)  
**Kick Returns:** None  
**Kick Return Yards:** None  
**Long Kick Return:** None  
**All-Purpose Yards:** 13 (at Colorado)  
**Tackles:** 1 (vs. Presbyterian)



# PLAYER BROADCAST BIOS - DEFENSE

Complete player biographies including links to career stats and game-by-game stats for each season can be found by clicking on a player's name on the football roster page at CalBears.com (<http://www.calbears.com/sports/m-footbl/mtt/cal-m-footbl-mtt.html>). Full career stats for all members of the 2011 Cal football team can be found by visiting <http://www.calbears.com/sports/m-footbl/stats/2011-2012/histcarr.html>.

## P – #19 BRYAN ANGER (6-4, 208, Sr.)

- Has played in all 50 games over the past four seasons, posting a 43.5 yards per punt average that is second all-time at Cal behind Scott Tabor's 44.0 (1986-87), as he has totaled 10,803 yards on 248 punts including 69 boots of 50 or more yards
- Ranks No. 12 in the nation and second in the Pac-12 in punting (44.57) in 2011, after blasting a season-long 64-yarder at UCLA, his third straight game of posting a season-long punt
- A First Team All-Pac-12 selection
- Honored as a College Football Performance Awards Elite Punter

### CAREER GAME HIGHS

**Punts:** 8 (5x, last vs. Washington, 2010)  
**Punting Average:** 60.2 (vs. Stanford, 2008)  
**Long Punt:** 76 (vs. Stanford, 2008)  
**50+ Yard Punts:** 4 (2x, last at Arizona State, 2009)  
**Inside 20 Punts:** 3 (13x, last vs. WSU, 2011)

### 2011 SEASON GAME HIGHS

**Punts:** 6 (2x, last at Oregon)  
**Punting Average:** 51.0 (at Colorado)  
**Long Punt:** 64 (at UCLA)  
**50+ Yard Punts:** 3 (2x, last at UCLA)  
**Inside 20 Punts:** 3 (2x, last vs. WSU)

## CB – #2 MARC ANTHONY (6-0, 200, Jr.)

- Has collected career totals of 81 tackles, 4.5 tackles for loss (-9 yards), three INTs that he has returned 32 yards, 16 pass breakups (career-high 3 vs. Washington State) and one forced fumble
- Ranks fourth in the Pac-12 in pass breakups with an average of 1.10
- Boasted his third career interception, first of 2011, at Arizona State
- Had four tackles at Colorado, three tackles, a PBU and a tackle for loss (-3 yards) at Oregon and a tackle for loss (-2 yards) part of his two tackles at Washington

### CAREER GAME HIGHS

**Tackles:** 10 (at Oregon State, 2010)  
**TFL:** 1.0 (4x, last at Arizona State, 2011)  
**TFL Yards:** 3 (at Oregon, 2011)  
**INT:** 1 (3x, last at Arizona State, 2011)  
**INT Return Yards:** 18 (vs. Arizona State, 2010)  
**PBU:** 3 (vs. WSU, 2011)  
**FF:** 1 (at Nevada, 2010)  
**All-Purpose Yards:** 18 (vs. Arizona State, 2010)  
**Points:** 6 (vs. Colorado, 2010)

### 2011 SEASON GAME HIGHS

**Tackles:** 6 (at UCLA)  
**TFL:** 1.0 (4x, last at Arizona State)  
**TFL Yards:** 3 (at Oregon)  
**INT:** 1 (at Arizona State)  
**INT Return Yards:** 14 (at Arizona State)  
**PBU:** 3 (vs. WSU)  
**FF:** None  
**All-Purpose Yards:** 18 (vs. Arizona State)  
**Points:** None

## S – #7 D.J. CAMPBELL (6-0, 205, Sr.)

- Has played in 45 career games with 13 starts, posting totals of 102 tackles, 4.5 tackles for loss (-24 yards), 2.0 sacks (-17 yards), two INTs (-29 yards), seven pass breakups and four fumble recoveries and a forced fumble
- Earned his first career interception at Oregon and returned it 29 yards
- Collected a career and game-high 11 tackles at UCLA, along with a tackle for loss (4 yards) and his fourth career fumble recovery on a muffed punt
- Fourth on the team in tackles with 63
- Tied his career high in PBUs with two vs. Oregon State and snagged his second career INT

### CAREER GAME HIGHS

**Tackles:** 11 (at UCLA, 2011)  
**TFL:** 1.0 (5x, last at UCLA, 2011)  
**TFL Yards:** 9 (vs. Arizona State, 2010)  
**Sacks:** 1.0 (2x, last vs. Arizona State, 2010)  
**Sack Yards:** 9 (vs. Arizona State, 2010)  
**FR:** 1 (4x, last at UCLA, 2011)  
**PBU:** 2 (vs. Oregon State, 2011)  
**INT:** 1 (2x, last vs. Oregon State, 2011)  
**FF:** 1 (at Arizona State, 2011)

### 2011 SEASON GAME HIGHS

**Tackles:** 11 (at UCLA)  
**TFL:** 1.0 (3x, last at UCLA)  
**TFL Yards:** 4 (2x, last at UCLA)  
**Sacks:** None  
**Sack Yards:** None  
**FR:** 1 (2x, last at UCLA)  
**PBU:** 2 (vs. Oregon State)  
**INT:** 1 (2x, last vs. Oregon State)  
**FF:** 1 (at Arizona State)

## OLB – #43 DAN CAMPOREALE (6-3, 240, So.) ... CAMPO-rel-ee

- Has played in all 12 games with six starts
- Lone tackle vs. Washington State was a tackle for loss (-4 yards)
- Had two tackles at UCLA along with a tackle for loss (2 yards) and a fumble recovery as a starter
- Notched a career-high four tackles and a tackle for loss at Washington

### CAREER GAME HIGHS

**Tackles:** 4 (at Washington, 2011)  
**TFL:** 1.0 (3x, last vs. WSU, 2011)  
**TFL Yards:** 4 (vs. WSU, 2011)  
**FR:** 1 (at UCLA, 2011)

### 2011 SEASON GAME HIGHS

**Tackles:** 4 (at Washington)  
**TFL:** 1.0 (3x, last vs. WSU)  
**TFL Yards:** 4 (vs. WSU, 2011)  
**FR:** 1 (at UCLA, 2011)

## S – #11 SEAN CATTOUSE (6-3, 218, Sr.) ... cuh-TOOS

- Cal's active career leader for interceptions (7) and first in pass breakups (16), while ranking third in tackles (179)
- Tied for team lead in interceptions in 2011 with an average of .17 per game after collecting two against Presbyterian and bringing them back a total of 20 yards
- Third on the team with 71 tackles, while adding 3.5 tackles for loss (-7 yards), 1.0 sack (-2 yards), two pass breakups and two fumble recoveries to his pair of interceptions
- Amassed a season-high 13 tackles at Stanford
- Secured his second fumble recovery of the season vs. Oregon State

### CAREER GAME HIGHS

**Tackles:** 15 (vs. Stanford, 2010)  
**TFL:** 1.0 (6x, last at Stanford, 2011)  
**TFL Yards:** 3 (at Oregon, 2011)  
**Sacks:** 1.0 (2x, last vs. Fresno State, 2011)  
**Sack Yards:** 2 (vs. Fresno State, 2011)  
**INT:** 2 (vs. Presbyterian, 2011)  
**INT Yard Returns:** 20 (vs. Presbyterian, 2011)  
**PBU:** 2 (2x, last vs. Arizona State, 2010)  
**FR:** 1 (2x, last vs. Oregon State, 2011)

### 2011 SEASON GAME HIGHS

**Tackles:** 13 (at Stanford)  
**TFL:** 1.0 (3x, last at Stanford)  
**TFL Yards:** 3 (at Oregon)  
**Sacks:** 1.0 (vs. Fresno State)  
**Sack Yards:** 2 (vs. Fresno State)  
**INT:** 2 (vs. Presbyterian)  
**INT Yard Returns:** 20 (vs. Presbyterian)  
**PBU:** 1 (2x, last at Stanford)  
**FR:** 1 (2x, last vs. Oregon State)

## DE – #91 DEANDRE COLEMAN (6-5, 315, So.)

- Has contributed 18 tackles, 5.0 tackles for loss (-12 yards) and 1.0 sack (-4 yards) in 2011
- Registered a career-high six tackles at Arizona State
- Garnered three tackles for a loss (-8 yards) and 1.0 sack (-4 yards) vs. Presbyterian
- Notched three tackles at Oregon, including a tackle for loss (-3 yards), and vs. Oregon State

### CAREER GAME HIGHS

**Tackles:** 6 (at Arizona State, 2011)  
**TFL:** 3.0 (vs. Presbyterian, 2011)  
**TFL Yards:** 8 (vs. Presbyterian, 2011)  
**Sacks:** 1.0 (vs. Presbyterian, 2011)  
**Sack Yards:** 4 (vs. Presbyterian, 2011)  
**FR:** 1 (at Nevada, 2010)  
**PBU:** 1 (vs. Colorado, 2010)

### 2011 SEASON GAME HIGHS

**Tackles:** 6 (at Arizona State)  
**TFL:** 3.0 (vs. Presbyterian)  
**TFL Yards:** 8 (vs. Presbyterian)  
**Sacks:** 1.0 (vs. Presbyterian)  
**Sack Yards:** 4 (vs. Presbyterian)  
**FR:** None  
**PBU:** None

## S – #5 MICHAEL COLEY (5-11, 220, Fr.)

- Notched a career-high five tackles and a pass breakup against Fresno State, before adding two tackles at Colorado and against Presbyterian, and one vs. Utah to total 14 for the season
- Played in nine of 12 games off the bench and was one of Cal's top special teams players in 2011, and also notched his second pass breakup of the season vs. Washington State

### CAREER GAME HIGHS

**Tackles:** 5 (vs. Fresno State, 2011)  
**PBU:** 1 (2x, last vs. WSU, 2011)

### 2011 SEASON GAME HIGHS

**Tackles:** 5 (vs. Fresno State)  
**PBU:** 1 (2x last vs. WSU)

## OLB – #22 RYAN DAVIS (6-4, 250, Sr.)

- Posted a career-high four tackles, his first career pass breakup and a QB hurry at Colorado
- Had 1.0 sack (-8 yards) against Fresno State and single tackles both at Oregon and vs. USC

### CAREER GAME HIGHS

**Tackles:** 4 (at Colorado, 2011)  
**Tackles For Loss:** 1.0 (2x, last vs. Fresno State, 2011)  
**TFL Yards:** 8 (vs. Fresno State, 2011)  
**Sacks:** 1.0 (vs. Fresno State, 2011)  
**Sack Yards:** 8 (vs. Fresno State, 2011)  
**PBU:** 1 (at Colorado, 2011)

### 2011 SEASON GAME HIGHS

**Tackles:** 4 (at Colorado)  
**Tackles For Loss:** 1.0 (vs. Fresno State)  
**TFL Yards:** 8 (vs. Fresno State)  
**Sacks:** 1.0 (vs. Fresno State)  
**Sack Yards:** 8 (vs. Fresno State)  
**PBU:** 1 (at Colorado)

## DE – #92 TREVOR GUYTON (6-3, 280, Sr.) ... GUY-ton

- Has posted career totals of 87 tackles, 22.5 tackles for loss (-91 yards), 10.0 sacks (-66 yards), two forced fumbles and two fumble recoveries, including one that he returned for a 19-yard touchdown against Fresno State
- Had a career-high eight tackles and one fumble recovery vs. USC, and five tackles at Colorado
- Garnered 1.5 sacks (-6 yards) among his four tackles at Washington, as well as 2.0 tackles for loss (-6 yards), 1.0 sack (-1 yard) and a quarterback hurry against Utah
- Second team All-Pac-12

### CAREER GAME HIGHS

**Tackles:** 8 (vs. USC, 2011)  
**TFL:** 3.0 (at Washington State, 2010)  
**TFL Yards:** 20 (at Washington State, 2010)  
**Sacks:** 2.5 (at Washington State, 2010)  
**Sack Yards:** 20 (at Washington State, 2010)  
**FR:** 1 (3x, last vs. USC, 2011)  
**FF:** 1 (3x, last at Arizona State, 2011)  
**Points:** 6 (vs. Fresno State, 2011)

### 2011 SEASON GAME HIGHS

**Tackles:** 8 (vs. USC)  
**TFL:** 2.0 (3x, last vs. Oregon State)  
**TFL Yards:** 14 (vs. Oregon State)  
**Sacks:** 1.5 (at Washington)  
**Sack Yards:** 10 (vs. Oregon State)  
**FR:** 1 (2x, last vs. USC)  
**FF:** 1 (at Arizona State)  
**Points:** 6 (vs. Fresno State)

## DB – #23 JOSH HILL (5-10, 202, Jr.)

- Has played in 35 games with 20 starts, posting 125 tackles to rank fourth among all active Cal players, 5.0 tackles for loss (-18 yards), 1.0 sack (-4 yards), two forced fumbles, two fumble recoveries, four interceptions and 15 pass breakups, which ranks second on the team
- Intercepted his first pass of the season vs. Utah and returned it 32 yards for his first career TD
- Tied his career high in pass breakups for the third time at UCLA with three
- Had a career-high 2.0 tackles for loss (-10 yards) and first career sack (-4 yards) vs. Fresno State
- Recorded a season-high and career-high-tying eight tackles at Oregon

### CAREER GAME HIGHS

**Tackles:** 8 (3x, at Oregon, 2011)  
**TFL:** 2.0 (vs. Fresno State, 2011)  
**TFL Yards:** 10 (vs. Fresno State, 2011)  
**Sacks:** 1.0 (vs. Fresno State, 2011)  
**Sack Yards:** 4 (vs. Fresno State, 2011)  
**FF:** 1 (2x, last at Washington, 2011)  
**FR:** 1 (2x, last vs. UCLA, 2010)  
**INT:** 1 (4x, last at Arizona State, 2011)  
**INT Return Yards:** 32TD (vs. Utah, 2011)  
**Long INT Return:** 32TD (vs. Utah, 2011)  
**PBU:** 3 (3x, last at UCLA, 2011)  
**Points:** 6 (vs. Utah, 2011)

### 2011 SEASON GAME HIGHS

**Tackles:** 8 (at Oregon)  
**TFL:** 2.0 (vs. Fresno State)  
**TFL Yards:** 10 (vs. Fresno State)  
**Sacks:** 1.0 (vs. Fresno State)  
**Sack Yards:** 4 (vs. Fresno State)  
**FF:** 1 (at Washington)  
**FR:** None  
**INT:** 1 (2x, last at Arizona State)  
**INT Return Yards:** 32TD (vs. Utah)  
**Long INT Return:** 32TD (vs. Utah)  
**PBU:** 3 (at UCLA)  
**Points:** 6 (vs. Utah)

## ILB – #3 D.J. HOLT (6-1, 242, Sr.)

- Cal's active career leader with three forced fumbles, while ranking second among all active players behind Mychal Kendricks in tackles (218), tied for third in fumble recoveries (2), third in tackles for loss (20.0, -65 yards) and fifth in pass breakups (8)
- Paced the Bears with a season-high 11 tackles at Oregon
- Named the team's Co-Defensive MVP with Mychal Kendricks
- Has 81 tackles on the season, second on the team and tied for 10th in the Pac-12 (6.75 tpg)

### CAREER GAME HIGHS

**Tackles:** 16 (at Nevada, 2010)  
**TFL:** 2.0 (vs. Oregon State, 2009)  
**TFL Yards:** 9 (vs. Arizona State, 2010)  
**Sacks:** 1.0 (4x, last vs. WSU, 2011)  
**Sack Yards:** 9 (vs. Arizona State, 2010)  
**FF:** 1 (3x, last vs. Oregon, 2010)  
**FR:** 1 (2x, last vs. Wash, 2010)  
**PBU:** 2 (2x, last vs. UC Davis, 2010)

### 2011 SEASON GAME HIGHS

**Tackles:** 11 (at Oregon)  
**TFL:** 1.5 (at UCLA)  
**TFL Yards:** 8 (at Oregon)  
**Sacks:** 1.0 (2x, last vs. WSU)  
**Sack Yards:** 6 (2x, last vs. WSU)  
**FF:** None  
**FR:** None  
**PBU:** 1 (2x, last vs. Oregon State, 2011)

## ILB – #34 J.P. HURRELL (5-11, 220, Jr.) ... HUH-rell

- Has played in 37 career games with one start, recording 33 tackles, 0.5 tackles for loss (-1 yard), two pass breakups and one fumble recovery

- Notched two tackles and a pass breakup in his lone collegiate start against Presbyterian
- Notched a career-high four tackles vs. Fresno State

## CAREER GAME HIGHS

**Tackles:** 4 (vs. Fresno State, 2011)  
**TFL:** 0.5 (vs. Eastern Washington, 2009)  
**TFL Yards:** 1 (vs. Eastern Washington, 2009)  
**FR:** 1 (vs. UC Davis, 2010)  
**PBU:** 1 (2x, last vs. Presbyterian, 2011)

## 2011 SEASON GAME HIGHS

**Tackles:** 4 (vs. Fresno State)  
**TFL:** None  
**TFL Yards:** None  
**FR:** None  
**PBU:** 1 (vs. Presbyterian)

## DL – #90 MUSTAFA JALIL (6-2, 285, Fr.) ... juh-LEE-I

- Has totaled 12 tackles, 1.0 sacks (-6 yards), 0.5 TFL (-4 yards) and a fumble recovery in 12 games with one start
- Amassed a season-high four tackles against Presbyterian, including his first collegiate half-sack that went for a loss of four yards
- Picked up a 0.5 sack for -2 yards vs. Oregon State

## CAREER GAME HIGHS

**Tackles:** 4 (vs. Presbyterian, 2011)  
**TFL:** 0.5 (2x last vs. Oregon State, 2011)  
**TFL Yards:** 4 (vs. Presbyterian, 2011)  
**Sack:** 0.5 (vs. Presbyterian, 2011)  
**Sack Yards:** 4 (vs. Presbyterian, 2011)  
**FR:** 1 (at Arizona State, 2011)  
**Sack:** 0.5 (-4) (vs. Presbyterian, 2011)

## 2011 SEASON GAME HIGHS

**Tackles:** 4 (vs. Presbyterian)  
**TFL:** 0.5 (2x, last vs. Oregon State)  
**TFL Yards:** 4 (vs. Presbyterian)  
**Sack:** 0.5 (vs. Presbyterian)  
**Sack Yards:** 4 (vs. Presbyterian)  
**FR:** 1 (at Arizona State)  
**Sack:** 0.5 (-4) (vs. Presbyterian)

## ILB – #30 MYCHAL KENDRICKS (6-0, 240, Sr.) ... michael

- Named the 2011 Pac-12 Defensive Player of the Year and First Team All-Pac-12
- Named the team's Co-Defensive MVP with D.J. Holt
- Cal's active career leader in tackles (248), tackles for loss (35.0, -141 yards), sacks (13.5, -98 yards) and fumble recoveries (7), and tied in blocked kicks (1)
- Leads team with 96 tackles and with 13.0 TFL (-56 yards), while adding 3.0 sacks (-30 yards), two PBUs, two INTs (Utah, Oregon State) and two fumble recoveries
- Ranks fourth in the Pac-12 in tackles at 8.0 per game and tied for third in the Pac-12 in tackles for loss (1.08)
- Posted a career-high-tying 15 tackles, 0.5 sack (-4 yards) and a fumble recovery at Washington
- Garnered a game-high 12 tackles, including one for a loss (-1 yard) vs. USC

## CAREER GAME HIGHS

**Tackles:** 15 (2x, last vs. Washington, 2011)  
**TFL:** 3.0 (2x, last vs. Washington, 2010)  
**TFL Yards:** 18 (at Stanford, 2011)  
**Sacks:** 2.0 (2x, last vs. Washington, 2010)  
**Sack Yards:** 14 (2x, last at Stanford, 2011)  
**FF:** 1 (at Minnesota, 2009)  
**FR:** 1 (7x, last at Arizona State, 2011)  
**INT:** 1 (4x, last vs. Oregon State, 2011)  
**INT Return Yards:** 68 (at UCLA, 2009)  
**Long INT Return:** 68TD (at UCLA, 2009)  
**PBU:** 1 (5x, last at Oregon, 2011)  
**Blocked Kicks:** 1 (vs. Colorado State, 2008)  
**Points:** 6 (at UCLA, 2009)

## 2011 SEASON GAME HIGHS

**Tackles:** 15 (at Washington)  
**TFL:** 2.5 (2x, last at Stanford)  
**TFL Yards:** 18 (at Stanford)  
**Sacks:** 1.0 (2x, last at Arizona State)  
**Sack Yards:** 14 (at Stanford)  
**FF:** None  
**FR:** 1 (2x, last at Arizona State)  
**INT:** 1 (2x, last vs. Oregon State)  
**INT Return Yards:** 32 (vs. Utah)  
**Long INT Return:** 32 (vs. Utah)  
**PBU:** 1 (2x, last at Oregon)  
**Blocked Kicks:** None  
**Points:** None

## OLB – #40 CHRIS MCCAIN (6-6, 233, Fr.)

- Racked up a season-high six tackles at Oregon, including 1.0 tackle for loss (-1 yard)
- Notched a then-season-high five tackles and 0.5 tackle for loss (-1 yard) at Washington
- Earned his first career sack (-1 yard) vs. Washington State to go with his four tackles
- Record five tackles and a career-high 1.5 tackles for loss (-2 yards) vs. Washington State

## CAREER GAME HIGHS

**Tackles:** 6 (at Oregon, 2011)  
**TFL:** 1.5 (vs. WSU, 2011)  
**TFL Yards:** 4 (vs. USC, 2011)  
**Sacks:** 1.0 (vs. WSU, 2011)  
**Sack Yards:** 1 (vs. WSU, 2011)

## 2011 SEASON GAME HIGHS

**Tackles:** 6 (at Oregon)  
**TFL:** 1.5 (vs. WSU)  
**TFL Yards:** 4 (vs. USC)  
**Sacks:** 1.0 (vs. WSU)  
**Sack Yards:** 1 (vs. WSU)

## CB – #21 STEFAN McCLURE (5-11, 189, Fr.) ... STEPH-un

- Started the USC and Utah games at cornerback, his first two career starts
- Put together a solid game against USC, holding Trojans wide receiver Robert Woods to a quiet game (five catches, 36 yards), while racking up a season-high nine tackles and recovering a fumble
- Collected four tackles against Presbyterian, including 0.5 tackles for loss (-3 yards)
- Earned his first pass breakup at Oregon and also had one vs. Utah
- Snagged his first career interception (8 yards) vs. Utah to go with his three tackles and a PBU

## CAREER GAME HIGHS

**Tackles:** 9 (vs. USC, 2011)  
**TFL:** 0.5 (vs. Presbyterian, 2011)  
**TFL Yards:** 3 (vs. Presbyterian, 2011)  
**PBU:** 1 (2x, last vs. Utah, 2011)  
**INT:** 1 (vs. Utah, 2011)  
**INT Return Yards:** 8 (vs. Utah, 2011)  
**FR:** 1 (vs. USC, 2011)

## 2011 SEASON GAME HIGHS

**Tackles:** 9 (vs. USC)  
**TFL:** 0.5 (vs. Presbyterian)  
**TFL Yards:** 3 (vs. Presbyterian)  
**PBU:** 1 (2x, last vs. Utah)  
**INT:** 1 (vs. Utah)  
**INT Return Yards:** 8 (vs. Utah)  
**Fr:** 1 (vs. USC)

## S – #8 C.J. MONCREASE (6-1, 215, Sr.)

- Has played in 34 of 35 games all off the bench, recording 31 tackles and two forced fumbles
- Posted a career-high five tackles against Utah
- Garnered a half sack (-3 yards) against Presbyterian
- Notched his first career pass breakup vs. Washington State

## CAREER GAME HIGHS

**Tackles:** 5 (vs. Utah, 2011)  
**TFL:** 0.5 (vs. Presbyterian, 2011)  
**TFL Yards:** 3 (vs. Presbyterian, 2011)  
**Sacks:** 0.5 (vs. Presbyterian, 2011)  
**Sack Yards:** 3 (vs. Presbyterian, 2011)  
**FF:** 1 (2x, last vs. Arizona State, 2010)  
**PBU:** 1 (vs. WSU, 2011)

## 2011 SEASON GAME HIGHS

**Tackles:** 5 (vs. Utah)  
**TFL:** 0.5 (vs. Presbyterian)  
**TFL Yards:** 3 (vs. Presbyterian)  
**Sacks:** 0.5 (vs. Presbyterian)  
**Sack Yards:** 3 (vs. Presbyterian)  
**FF:** None  
**PBU:** 1 (vs. WSU)

## ILB – #37 ROBERT MULLINS (6-0, 225, Jr.)

- Has played in 22 career games and made two starts, recording 19 tackles and one forced fumble
- Tied career high in tackles with four in his first start of the season and second of career at UCLA
- Garnered his first career sack at Stanford (-2 yards), part of his two tackles on the night

## CAREER GAME HIGHS

**Tackles:** 4 (3x, last at UCLA, 2011)  
**FF:** 1 (2x, last vs. ASU, 2010)  
**TFL:** 1.0 (at Stanford, 2011)  
**TFL Yards:** 2 (at Stanford, 2011)  
**Sacks:** 1.0 (at Stanford, 2011)  
**Sack Yards:** 2 (at Stanford, 2011)

## 2011 SEASON GAME HIGHS

**Tackles:** 4 (at UCLA)  
**FF:** None  
**TFL:** 1.0 (at Stanford)  
**TFL Yards:** 2 (at Stanford)  
**Sacks:** 1.0 (at Stanford)  
**Sack Yards:** 2 (at Stanford)

## DE – #95 ERNEST OWUSU (6-5, 270, Sr.) ... oh-WOO-sue

- Currently has 7.5 TFL (-30 yards) that ranks 25th in the Pac-12 (.63)
- Tied for first on team with 4.5 sacks and ranks tied for 15th in the Pac-12 with his .38 average
- Has played in 41 career games with 20 starts, contributing 53 tackles, 14.0 tackles for loss (-53 yards), 8.0 sacks (-41 yards), five pass breakups and a forced fumble
- Had four tackles, a season-high 2.0 for a loss (-4 yards) and 1.0 sack (-2 yards) vs. Utah
- Boasted 1.5 sacks for four yards of loss against Presbyterian
- Garnered a career-high seven tackles at Oregon, adding a sack (-10 yards)

## CAREER GAME HIGHS

**Tackles:** 7 (at Oregon, 2011)  
**TFL:** 3.0 (vs. Maryland, 2009)  
**TFL Yards:** 18 (vs. Maryland, 2009)  
**Sacks:** 2.0 (vs. Maryland, 2009)  
**Sack Yards:** 15 (vs. Maryland, 2009)  
**PBU:** 1 (5x, last at Oregon, 2011)

## 2011 SEASON GAME HIGHS

**Tackles:** 7 (at Oregon)  
**TFL:** 2.0 (2x, last vs. Utah)  
**TFL Yards:** 12 (at Oregon)  
**Sacks:** 1.5 (vs. Presbyterian)  
**Sack Yards:** 10 (at Oregon)  
**PBU:** 1 (2x, at Oregon)

## NG – #96 KENDRICK PAYNE (6-2, 285, Jr.)

- Has played in 36 career games with eight starts, recording 36 tackles, 7.0 tackles for loss (-24 yards), 3.0 sacks (-17 yards), one pass breakup and one fumble recovery
- Set a career-high four tackles against Washington State
- Posted sacks for six-yard losses vs. Fresno State and Washington State

## CAREER GAME HIGHS

**Tackles:** 4 (vs. WSU, 2011)  
**TFL:** 2.0 (Poinsettia Bowl vs. Utah, 2009)  
**TFL Yards:** 6 (2x, last vs. WSU)  
**Sacks:** 1.0 (2x, last vs. Fresno State, 2011)  
**Sack Yards:** 6 (2x, last vs. WSU, 2011)  
**FR:** 1 (at Minnesota, 2009)  
**PBU:** 1 (vs. Maryland, 2009)

## 2011 SEASON GAME HIGHS

**Tackles:** 4 (vs. WSU)  
**TFL:** 1.0 (3x, last vs. WSU)  
**TFL Yards:** 6 (2x, last vs. WSU)  
**Sacks:** 1.0 (2x, last vs. WSU)  
**Sack Yards:** 6 (2x, last vs. WSU)  
**FR:** None  
**PBU:** None

## NG – #50 AARON TIPOTI (6-2, 295, Jr.) ... tee-PO-tee

- Started seven of 10 games this season at nose guard
- Has played in 10 games in 2011, notching 21 tackles, 3.0 tackles for loss (-18 yards), 1.5 sacks (-15 yards) and a forced fumble that came against Utah
- Has career totals of 56 tackles, 5.0 tackles for loss (-26 yards), 1.5 sacks (-15 yards) and two forced fumbles in his 28 career contests
- Career-high five tackles and a 14-yard sack at Oregon, recorded four tackles vs. USC, tallied his second career forced fumble vs. Utah and had four tackles and 1.0 TFL (-2 yards) vs. USC

## CAREER GAME HIGHS

**Tackles:** 5 (at Oregon, 2011)  
**TFL:** 1.0 (2x, last vs. USC, 2011)  
**TFL Yards:** 5 (at USC, 2010)  
**Sacks:** 1.0 (at Oregon, 2011)  
**Sack Yards:** 14 (at Oregon, 2011)  
**FF:** 1 (2x, last vs. Utah, 2011)

## 2011 SEASON GAME HIGHS

**Tackles:** 5 (at Oregon, 2011)  
**TFL:** 1.0 (vs. USC)  
**TFL Yards:** 2 (vs. USC)  
**Sacks:** 1.0 (at Oregon)  
**Sack Yards:** 14 (at Oregon)  
**FF:** 1 (vs. Utah)

## LB – #14 CECIL WHITESIDE (6-2, 232, Fr.)

- Has posted 17 tackles, 4.0 tackles for loss (-26 yards) and 3.0 sacks (-24 yards), with the sacks and tackles for loss coming vs. Fresno State, Presbyterian and Washington State
- Garners a pair of forced fumbles, collecting one vs. Fresno State and another at Washington
- Notched a career-high six tackles vs. Washington State with two tackles for loss (-11 yards)

## CAREER GAME HIGHS

**Tackles:** 6 (vs. WSU, 2011)  
**TFL:** 2 (vs. WSU, 2011)  
**TFL Yards:** 11 (vs. WSU, 2011)  
**Sack:** 1.0 (3x, last vs. WSU, 2011)  
**Sack Yards:** 9 (vs. WSU, 2011)  
**FF:** 1 (2x, last at Washington, 2011)

## 2011 SEASON GAME HIGHS

**Tackles:** 6 (vs. WSU)  
**TFL:** 2 (vs. WSU)  
**TFL Yards:** 11 (vs. WSU, 2011)  
**Sack:** 1.0 (3x, last vs. WSU)  
**Sack Yards:** 9 (vs. WSU, 2011)  
**FF:** 1 (2x, last at Washington)

## OLB – #44 DAVID WILKERSON (6-2, 240, Fr.)

- Second on team with 4.0 sacks (-23 yards) and fifth with 5.5 TFL (-35 yards)
- Boasted five tackles, 3.5 TFL (-22 yards) and 2.5 sacks (-12 yards) against Utah, all career highs
- Notched three tackles as well as a half-sack and half-TFL for a two-yard loss vs. Fresno State
- His lone tackle against Presbyterian was a half-sack and half-TFL for a four-yard loss sack
- Tallied three tackles, one for a loss (-2 yards), vs. USC, and two tackles at UCLA

## CAREER GAME HIGHS

**Tackles:** 5 (vs. Utah, 2011)  
**TFL:** 3.5 (vs. Utah, 2011)  
**TFL Yards:** 22 (vs. Utah, 2011)  
**Sacks:** 2.5 (vs. Utah, 2011)  
**Sack Yards:** 12 (vs. Utah, 2011)

## 2011 SEASON GAME HIGHS

**Tackles:** 5 (vs. Utah)  
**TFL:** 3.5 (vs. Utah)  
**TFL Yards:** 22 (vs. Utah)  
**Sacks:** 2.5 (2x, last vs. Utah)  
**Sack Yards:** 12 (vs. Utah)

## CB – #1 STEVE WILLIAMS (5-10, 185, So.)

- Leads team with 11 pass breakups while ranking fifth in the Pac-12 with 1.08 passes defended per game and third among all active players with 14 career PBUs
- Tied for team lead with eight tackles (one for loss) at Arizona State
- Garnered three tackles and a career-high three pass breakups at Colorado, including a clutch one in overtime, before adding a then-season-high four tackles at Washington
- Boasted a career-high six tackles and a pass breakup vs. USC
- Notched his second career interception and had a pair of tackles against Fresno State

## CAREER GAME HIGHS

**Tackles:** 8 (at Arizona State, 2011)  
**TFL:** 1.0 (2x, last at Arizona State, 2011)  
**TFL Yards:** 2 (2x, last at Arizona State, 2011)  
**Sacks:** 1.0 (vs. UCLA, 2010)  
**Sack Yards:** 2 (vs. UCLA, 2010)  
**FF:** 1 (2x, last at UCLA, 2011)  
**INT:** 1 (3x, last at Stanford, 2011)  
**PBU:** 3 (at Colorado, 2011)

## 2011 SEASON GAME HIGHS

**Tackles:** 8 (at Arizona State)  
**TFL:** 1.0 (at Arizona State)  
**TFL Yards:** 2 (at Arizona State)  
**Sacks:** None  
**Sack Yards:** None  
**FF:** 1 (at UCLA)  
**INT:** 1 (2x, last at Stanford)  
**PBU:** 3 (at Colorado)



# CAL IN THE NFL PLAYER NOTES

## CAL IN THE NFL

A total of 215 former Cal football players have been drafted or have experience on an AAFC, AFL or National Football League roster as of Dec. 15, 2011, including 33 players currently active in the NFL according to ESPN.com listed below that is the second-most among Pac-12 schools. Links to additional information, including complete player bios and stats can be found at [http://www.calbears.com/sports/m-footbl/players\\_in\\_the\\_pros.html](http://www.calbears.com/sports/m-footbl/players_in_the_pros.html).

## ACTIVE CAL PLAYERS IN THE NFL

as of Dec. 15, 2011

Lorenzo Alexander – LB	Washington
Tyson Alualu – DT	Jacksonville
Nnamdi Asomugha – CB	Philadelphia
Jahvid Best – RB	Detroit
Desmond Bishop – LB	Green Bay
Kyle Boller – QB	Oakland
Andre Carter – DE	New England
Chris Conte – S	Chicago
Brian De La Puente – G	New Orleans
Thomas DeCoud – S	Atlanta
Justin Forsett – RB	Seattle
Scott Fujita – LB	Cleveland
Mike Gibson – OG	Seattle
Matt Giordano – DB	Oakland
Tony Gonzalez – TE	Atlanta
Nick Harris – P	Jacksonville
Lavelle Hawkins – WR	Tennessee
Dante Hughes – CB	San Diego
DeSean Jackson – WR	Philadelphia
Cameron Jordan – DE	New Orleans
L.P. LaDouceur – LS	Dallas
Ryan Longwell – PK	Minnesota
Marshawn Lynch – RB	Seattle
Alex Mack – C	Cleveland
Brandon Mebane – DT	Seattle
Cameron Morrah – TE	Seattle
Ryan O'Callaghan – OT	Kansas City
Aaron Rodgers – QB	Green Bay
Craig Stevens – TE	Tennessee
Nick Sundberg – LS	Washington
Mike Tepper – OT	Indianapolis
Syd'Quan Thompson – CB	Denver
Shane Vereen – RB	New England

## 2011 NFL DRAFT

Former Cal players Cameron Jordan, Shane Vereen, Mike Mohamed and Chris Conte were selected in the 2011 NFL Draft.

Jordan (New Orleans Saints, 24th overall) was selected in the first round, and is the 26th player in Cal history to be selected in the first round, while seven Bears have been taken in the first round and 36 selected overall since Jeff Tedford became the team's head coach prior to the 2011 season.

Vereen and Conte were selected on the draft's second day, with Vereen was going to the New England Patriots in the second round (No. 56 overall) and Conte being chosen in the third round by the Chicago Bears (No. 93 overall). Mohamed rounded out Cal's selections when he was picked up on Saturday's final day of the draft by the Denver Broncos in the sixth round (No. 189 overall).

## (AS OF DEC. 15, THRU WEEK 14)

### LORENZO ALEXANDER (LB – WASHINGTON REDSKINS)

- Has collected eight tackles on the season, giving him 112 for his career

### TYSON ALUALU (DT – JACKSONVILLE JAGUARS)

- Currently boasts 37 tackles and 2.5 sacks on the season as a key contributor on the Jaguars' d-line

### NNAMDI ASOMUGHA (CB – PHILADELPHIA EAGLES)

- Notched 28 tackles (one for loss) and three interceptions thus far in 2011 as the Eagles' big offseason signing
- In Week 10 against the Arizona Cardinals, garnered an interception and a tackle
- Collected three tackles in Week 8 against the Dallas Cowboys, helping shut down the Dallas pass attack

### JAHVID BEST (RB – DETROIT LIONS)

- Out for the rest of the season with a concussion, but prior to that was averaging 4.6 ypr with two scores
- Had a big day against the Kansas City Chiefs in Week 2, rushing 16 times for 57 yards and a touchdown, and also hauling in six receptions for 66 yards with another score
- Garnered 110 all-purpose yards in Week 6 against the San Francisco 49ers

### DESMOND BISHOP (LB – GREEN BAY PACKERS)

- Currently ranks 14th in the league in tackles with 97, despite missing the last three games with an injury
- Totaled a season-high 14 tackles against the St. Louis Rams in Week 6
- Collected nine tackles, two tackles for loss, in Week 11 against the Tampa Bay Buccaneers
- Had 11 tackles and a sack in Week 9 against the San Diego Chargers
- Paced the Packers with 10 tackles, a sack and a QB hit against the Carolina Panthers in Week 2
- Once again led the way for the Packers against the Denver Broncos in Week 4, tallying 10 tackles, a sack and a QB hit

### KYLE BOLLER (QB – OAKLAND RAIDERS)

- Boller ranks second all-time in the Baltimore Ravens' record book for most career passing yards (7,846)
- Came in for the injured Jason Campbell in Week 6 against the Cleveland Browns and completed eight of 14 passes for 100 yards.
- Earned the start for the Raiders in Week 7 vs. the Kansas City Chiefs

### ANDRE CARTER (DE – NEW ENGLAND PATRIOTS)

- Set a franchise record with 4.5 sacks against the New York Jets in Week 10, part of his six tackles and eight QB Hits
- Has garnered 52 tackles, 10 sacks and one forced fumble in 2011
- Sacked Ben Roethlisberger twice in Week 8 against the Pittsburgh Steelers, part of his five tackles in the game and also chipped in a QB hit
- Notched a sack against the Washington Redskins in Week 14 that led to a fumble that was recovered for a New England touchdown, part of his five tackles on the day

### CHRIS CONTE (S – CHICAGO BEARS)

- Has become a regular starter in the last month and a half, and has taken advantage of the opportunity, collecting 28 tackles and one interception, becoming a key contributor on the Chicago defense
- Garnered his first career interception in Week 7 against the Tampa Bay Buccaneers

### BRIAN DE LA PUENTE (G – NEW ORLEANS SAINTS)

- Has been a member of five teams during his NFL career and is now currently with New Orleans, where he became the starting center prior to Week 4

### THOMAS DeCOUD (S – ATLANTA FALCONS)

- Notched 67 tackles (third on team) on the season with three INTs as a key member of the Atlanta secondary
- Garnered eight tackles and two QB hits against the Green Bay Packers in Week 5
- Tallied an interception with seven tackles against the Tampa Bay Buccaneers in Week 3

### JUSTIN FORSETT (RB – SEATTLE SEAHAWKS)

- In Week 11 against the St. Louis Rams, scored his first touchdown of the season on a 22-yard run

## SCOTT FUITA (LB – CLEVELAND BROWNS)

- Ended his season with 51 tackles before suffering a season-ending injury
- Paced the Cleveland Browns with nine tackles, one for a loss, against the Houston Texans in Week 9
- Picked off a deflected pass with five tackles against the St. Louis Rams in Week 10

## MIKE GIBSON (OG – SEATTLE SEAHAWKS)

- Was resigned by the Seattle Seahawks on Dec. 6

## MATT GIORDANO (S – OAKLAND RAIDERS)

- In the season opener against Denver he had an interception that led to Sebastian Janikowski's NFL record-tying 63-yard field goal just before halftime, three tackles and a quarterback hit
- On the season, boasts 48 tackles (5th on team), a sack, a forced fumble and a team-high three interceptions
- Had a huge INT in the endzone against the San Diego Chargers in Week 10 and another the following week

## TONY GONZALEZ (TE – ATLANTA FALCONS)

- Boasts 1,142 career receptions, and on the season, has 73 receptions (second on team) for 812 yards (11.1) and seven touchdowns (leads team)
- Against the Saints in Week 10 collected six catches for 71 yards with a touchdown
- Against the Philadelphia Eagles in Week 2, scored twice with seven catches for 83 yards
- Scored for the second straight week in Week 3 against the Tampa Bay Buccaneers, and notched another TD in Week 4 against the Seattle Seahawks (7-56)
- Racked up five catches for 74 yards and a touchdown in Week 11 against the Tennessee Titans

## NICK HARRIS (P – JACKSONVILLE JAGUARS)

- In his 11th season in the NFL in 2011 with stints in Cincinnati (2001-03), Detroit (2003-10) and Jacksonville (2011-current), joining the Jaguars prior to Week 6 after being cut by the Lions just prior to the beginning of the regular season
- Has a career 42.4 punt average and is at 42.2 with Jacksonville

## LAVELLE HAWKINS (WR – TENNESSEE TITANS)

- Caught his first career touchdown in Week 9 vs. Cincinnati, part of his team-high five receptions for 63 yards
- On the season, has caught 34 passes for 358 yards
- In Week 12, collected five catches for 51 against the Tampa Bay Buccaneers

## DANTE HUGHES (CB – SAN DIEGO CHARGERS)

- Had a tackle for loss against the Oakland Raiders in Week 10 to go with his six tackles, and has 33 on the season
- Known as Daymeion Hughes during his Cal career, recovered a fumble against Kansas City in Week 8

## DESEAN JACKSON (WR – PHILADELPHIA EAGLES)

- Season totals include, 47 catches for 757 yards (16.1) and three touchdowns
- Recorded five catches for 86 yards and a touchdown against the Buffalo Bills in Week 5
- Paced the Eagles with six catches for 102 yards (including a 41-yarder) and a touchdown in the team's season opening win over St. Louis
- Led the Eagles in receiving with four catches for 59 yards and his third touchdown of the season against the Miami Dolphins in Week 14

## CAMERON JORDAN (DL – NEW ORLEANS SAINTS)

- Earned a season-high six tackles against the Tampa Bay Buccaneers in Week 6, part of his 25 tackles on the season
- His lone tackle in Week 9 against the Tampa Bay Buccaneers went for a loss and also added a QB hit

## L.P. LaDOUCER (LS – DALLAS COWBOYS)

- Joined the Dallas Cowboys in 2005 and has been the team's longtime consistent long snapper since

## RYAN LONGWELL (PK – MINNESOTA VIKINGS)

- Nailed a 53-yard field goal in Week 5 against the Arizona Cardinals and a 52-yarder in Week 7 against the Green Bay Packers
- Good on a 33-yard field goal try against San Diego in Week 1, and also made his lone attempt in Week 4 (33) vs. the Kansas City Chiefs and Week 6 against the Chicago Bears (37)
- Has been good on 16 of his 20 field goal attempts on the season

## MARSHAWN LYNCH (RB – SEATTLE SEAHAWKS)

- Currently averaging 4.3 ypc with nine touchdowns (T5th in the NFL) on 225 carries for 969 yards in 2011, and has been carrying the Seattle offense
- Posted back-to-back 100-yard performances for the first time in his NFL career, running 23 times for 135 yards and a touchdown against the Dallas Cowboys in Week 9 and following that up with 109 yards rushing on 32 carries with a score against the Baltimore Ravens in Week 10, and scored for the third straight game in Week 11
- Has scored nine touchdowns in his last nine games, including two in Week 13 against the Philadelphia Eagles

## ALEX MACK (C – CLEVELAND BROWNS)

- A 2011 Pro Bowl selection who scored his first career touchdown on a lateral in the game and has started all 45 games for Cleveland since the beginning of the 2009 season

## BRANDON MEBANE (DT – SEATTLE SEAHAWKS)

- Registered three tackles and 1.0 tackle for loss in Week 9 against the Dallas Cowboys, and also boasted four tackles against the Cincinnati Bengals in Week 8
- Posted six tackles against the Cleveland Browns in Week 7, including one tackle for a loss and repeated that stat line in Week 14 vs. St. Louis, part of his 44 tackles on the year
- Notched four tackles, two for a loss, in Week 11 against the St. Louis Rams

## MIKE MOHAMED (LB – DENVER BRONCOS)

- Originally drafted by the Denver Broncos, was cut and later resigned by Denver during the 2011 campaign

## CAMERON MORRAH (TE – SEATTLE SEAHAWKS)

- Made his season debut in Week 7, after being on the physically unable to perform list (PUP) to start the season, catching two passes for 18 yards against the Cleveland Browns, and the following week, hauled in two catches for 21 yards against the Cincinnati Bengals

## RYAN O'CALLAGHAN (T – KANSAS CITY CHIEFS)

- Selected by the New England Patriots in the fifth round of the 2006 NFL Draft and has been with the Kansas City Chiefs since 2009, including a 2011 season in which he will miss after being placed on injured reserve

## AARON RODGERS (QB – GREEN BAY PACKERS)

- Currently ranks first in the NFL in passing touchdowns (39), second in passing completion percentage (69.6) and third in passing yards per game (317.3)
- In Week 5, passed for 396 yards and two touchdowns against the Atlanta Falcons in Week 5
- Completed 27-of-35 passes for 312 yards with three touchdowns and no interceptions in Green Bay's 42-34 win over New Orleans to open the 2011 regular season
- Recorded four touchdowns in Week 9 against the San Diego Chargers, completing 21 of 26 passes for 247 yards and 52 rushing yards
- Torched the Denver Broncos for a career-high-tying four touchdown passes and a regular-season career-high 408 yards passing, while also running for two scores in Week 4

## CRAIG STEVENS (TE – TENNESSEE TITANS)

- On the season, has caught seven passes for 140 yards with a touchdown
- Posted a 58-yard reception against the Denver Broncos in Week 3 and a 12-yard touchdown reception in Week 4 vs. the Cleveland Browns

## NICK SUNDBERG (LS – WASHINGTON REDSKINS)

- Originally picked up as an undrafted free agent by Carolina and signed with Washington in 2010

## SYD'QUAN THOMPSON (CB – DENVER BRONCOS)

- Has been placed on injured reserve and will miss the entire 2011 season after suffering a torn right Achilles tendon in a preseason game against Arizona on Sept. 2, 2011
- Recorded his first NFL interception against the New York Jets on October 17, 2010, as one of two interceptions in his rookie season

## SHANE VEREEN (TB – NEW ENGLAND PATRIOTS)

- Scored his first career NFL touchdown and rushed eight times for 39 yards in a Week 11 Monday Night Football win over Kansas City
- The second Cal player selected in the 2011 NFL Draft in the second round by New England
- Along with his touchdown, has ran for 57 yards on 15 carries this season.



# GAME 1 SUMMARY

## CAL 36, FRESNO STATE 21

(AT CANDLESTICK PARK)

September 3, 2011 • TV: CSN California • Attendance: 31,563

**SAN FRANCISCO**—The California defense harassed Derek Carr and the Fresno State offense all game to win their season opener, 36-21, over the Bulldogs in the Battle By the Bay at Candlestick Park, the Golden Bears' first-ever game played at that venue and is believed to be the first-ever collegiate football game played there.

While Cal was in control after scoring three touchdowns in the first quarter, it was a defensive score that put the game away in the third.

Linebacker Cecil Whiteside came off the edge and got to Carr before he could get rid of the ball. He knocked it out of Carr's hand and the ball fell right to Trevor Guyton, who ran it back 22 yards for his first-career touchdown that made it 33-14.

The Bulldogs didn't manage to reach 200 total yards until a meaningless touchdown drive late in the fourth quarter.

Cal fared much better with its new quarterback. Transfer (Buffalo) Zach Maynard threw an interception in his first pass but bounced back to throw for 266 yards and connect with Marvin Jones on two touchdown passes.

Isi Sofele ran for 83 yards and two touchdowns, Jones had 118 yards receiving and Keenan Allen caught eight passes from his half-brother for 112 yards to give the Bears an emphatic start to the season a year after posting a losing record.

The Cal fans had much more to cheer about—especially after Maynard recovered from the early interception that helped give the Bulldogs a 7-0 lead.

Maynard completed 16 of his 35 pass attempts and had a knack for the big play as he capitalized against a Fresno State defense missing injured safety Phillip Thomas.

Maynard's mobility helped him win the job, and he showed it off with a couple of long runs, including a 48-yarder on Cal's opening drive of the second half that set up his second TD throw. The 23-yarder to Jones made it 26-14 and made that early interception a footnote to this game.

Despite outgaining Fresno State 310-122 in the first half, the Bears only led 19-14 at the break after a botched snap by Dominic Galas led to a fumble in the end zone by Sofele that Christin Wilson recovered for a touchdown.

### NOTES

- This was the third all-time meeting between Cal and Fresno State. The Bears are now 1-2 all-time against the Bulldogs. The previous meetings were in 1995 (25-24, Fresno State) and 2000 (17-3, Fresno State). This was also the first time 10th-year head coach Jeff Tedford, who played quarterback at Fresno State, faced his alma mater as a head coach.
- This was the first-ever Cal game played at Candlestick Park, and is believed to be the first-ever collegiate football game played at Candlestick, as well.
- Cal has an all-time record of 73-39-4 in season openers over the first 116 campaigns of Cal football that began in 1982. Cal has won seven of its last eight season openers. The Bears' most recent neutral-site season opener was a 41-13 loss to Florida in Tampa, Fla., on Sept. 13, 1980.
- The Bears are now 19-11 in regular season neutral-site games since Memorial Stadium was built in 1923, including a 3-5 record in season openers. In the only other regular season neutral site contest during the Tedford era, Cal lost to Kansas State in 2003 at Arrowhead Stadium in Kansas City, Mo.
- Cal's 19 first-quarter points were the most by a Cal team in the first quarter since Cal scored 24 points in the first quarter against Washington State on Oct. 24, 2009. It was also the most points in any quarter by Cal since the Bears scored 21 in the fourth quarter of a 52-7 win over Colorado on Sept. 11, 2010.
- LB Mychal Kendricks, a Fresno native, led all tacklers with nine and had 2.5 tackles for loss. Fellow LB D.J. Holt added seven tackles, two for a loss.
- TB Isi Sofele scored the second rushing touchdown of his career, and the first for the team this season, on the second drive of the game. In the next Cal series, Sofele rattled of a 39-yard touchdown run, recording the first two Cal scores of the year. The 39-yard scamper was the longest of his career. His first career touchdown came on a 22-yard run against Eastern Washington. Sofele finished with 24 carries for 83 yards.
- WR Marvin Jones caught two touchdown passes for the second multi-touchdown game of his career (UCLA, 2009). Jones finished the game with five catches for 118 yards and two touchdowns. It was Jones' fifth career 100-yard game.
- WR Keenan Allen hauled in a career-high tying eight receptions for 112 yards, his second 100-yard game. The last time two Cal receivers had 100 yards receiving was in 2006 when DeSean Jackson and Lavelle Hawkins accomplished the same feat on Sept. 19, 2006.
- DL Trevor Guyton recovered a fumble (forced by Cecil Whiteside) and returned it for his first collegiate touchdown. Whiteside also registered his first collegiate sack.
- DB Josh Hill, LB David Wilkerson and LB Ryan Davis registered their first collegiate sacks and Steve Williams picked off his second career interception. Hill also had two tackles for loss.
- The Cal defense held Fresno State to only convert two of its 14 third-down attempts.

Score by Quarters	1	2	3	4	OT	Score
Fresno State	7	7	0	7	—	21
Cal	19	0	14	3	—	36

### SCORING SUMMARY

Qtr	Time	Scoring Play, Drive	V-H
1st	13:16	FS — Rouse, Robbie 9 yd run (Goessling kick) 3-16 1:25	7-0
	8:24	CAL — Sofele, Isi 1 yd run (Tavecchio kick blocked) 12-67 4:47	7-6
	5:45	CAL — Sofele, Isi 39 yd run (Tavecchio kick blocked) 4-65 1:22	7-12
	1:31	CAL — Jones 42 yd pass from Maynard (Tavecchio, kick) 6-92 2:47	7-19
2nd	4:16	FS — Wilson 0 yd fumble recovery (Goessling kick)	14-19
3rd	9:17	CAL — Jones 23 yd pass from Maynard (Tavecchio kick) 6-91 3:20	14-26
	4:21	CAL — Guyton 19 yd fumble recovery (Tavecchio kick)	14-33
4th	8:16	CAL — Tavecchio 40 yd field goal 7-20 2:11	14-36
	3:29	FS — Dilihunt 7 yd pass from Carr (Goessling kick) 10-64 4:34	21-36

### TEAM STATISTICS

	FS	CAL
FIRST DOWNS .....	11	18
NET YARDS RUSHING .....	68	151
NET YARDS PASSING .....	150	166
Completions-Attempts-Int .....	21-33-1	16-35-1
TOTAL OFFENSE YARDS .....	218	417
Total Offense Plays .....	58	70
Average Gain Per Play .....	3.8	6.0
Fumbles: Number Lost .....	1-1	2-1
Penalties: Number-Yards .....	9-75	11-90
PUNTS-YARDS .....	8-296	6-213
Average Yards Per Punt .....	37.0	35.5
KICKOFFS-YARDS .....	3-192	7-406
Punt Returns: Number-Yards-TD .....	3-14-0	3-7-0
Kickoff Returns: Number-Yards-TD .....	7-124-0	3-61-0
Interceptions: Number-Yards-TD .....	1-2-0	1-0-0
Fumble Returns: Number-Yards-TD .....	0-0-1	1-19-1
Miscellaneous Yards .....	0	0
Possession Time .....	29:22	30:38
Third-Down Conversions .....	2 of 14	7 of 16
Fourth-Down Conversions .....	1 of 2	1 of 2
Red-Zone Scores-Chances .....	2-3	1-2
Touchdowns .....	2-3	1-2
Field Goals .....	0-3	0-2
Sacks By: Number-Yards .....	2-17	6-30
PAT Kicks .....	3-3	3-5
Field Goals .....	0-1	1-1

### INDIVIDUAL STAT LEADERS

#### FS

**Rushing (Rush, Yds TD):** Rouse 17-86-1, Wylie 1-17, Ellis 1-(-2)

**Passing (C-A-I-Yds-TD):** Carr (21-33-1-150-1)

**Receiving (Rec, Yds TD):** Wylie 5-75, Evans 5-15, Burse 4-(-7), Dilihunt 3-22-1

**Defense (Tackles Big Plays):** Smith 8-TFL-PBU, Brown 8, Jones 7-TFL-INT-PBU, Dennis 6

#### CAL

**Rushing (Rush, Yds TD):** Sofele 24-88-2, Maynard 6-52, Anderson 2-10, Kapp 1-2

**Passing (C-A-I-Yds-TD):** Maynard (16-35-1-266-2)

**Receiving (Rec-Yds TD):** Allen 8-112, Jones 5-118-2, Miller 2-32, Calvin 1-4

**Defense (Tackles Big Plays):** Kendricks 9-Sack-2.5-TFL-PBU, Holt 8-TFL, Campbell 5-TFL, Anthony 5-PBU

# GAME 2 SUMMARY

## CAL 36, at COLORADO 33(OT)

September 10, 2011 • TV: CSN California • Attendance: 49,532

**BOULDER** – Keenan Allen hauled in a 5-yard TD pass in overtime from his half brother, Zach Maynard, lifting California to a thrilling 36-33 win over Colorado on Saturday despite a record-setting offensive day by the Buffaloes.

Maynard lofted a pass into the corner for Allen, who easily beat Colorado defensive back Parker Orms to set off a wild celebration by the Bears near the goal line.

The catch by Allen came moments after Will Oliver connected on a 22-yard field goal in overtime for Colorado, his fourth of the game. Oliver also nailed a 32-yarder with 30 seconds remaining to extend the game for the Buffaloes.

Tight end Anthony Miller caught two of Maynard's four TD passes, and C.J. Anderson scored on a 19-yard scamper in the fourth quarter.

The victory was Jeff Tedford's 74th as Cal's head coach, tying him with Andy Smith (1916-25) for most in school history.

The Bears faced a first-and-30 at the CU 35 in overtime, but Maynard completed a pass to Allen for 32 yards near the goal line. Two plays later, the tandem hooked up again for the game winner.

Once Anderson's score gave the Bears the lead back with 9:55 remaining, Cal cornerback Steve Williams found a way to bottle up Paul Richardson, knocking down two crucial passes late in the contest.

The Buffaloes opened the second half with a long scoring drive, culminating with tight end Ryan Deehan's 37-yard TD catch.

Oliver staked Colorado to a 3-0 lead after connecting on a 27-yard field goal in the first quarter. In five previous meetings, the team that scored first never relinquished the lead. But that trend was quickly halted Saturday.

Cal jumped right back in front when Maynard marched the Bears down the field and hit fullback Nico Dumont for a 2-yard score on the first touch of Dumont's career. Giorgio Tavecchio's extra point was blocked.

Just before halftime, Miller hauled in a one-handed grab in the end zone to help the Bears to a 16-6 lead.

### NOTES

- Marvin Jones picked up the 100th catch of his Cal career with his first catch of the game.
- Isi Sofele finished the day with 20 rushes for 84 yards. He had 24 carries for 88 yards and the two scores the previous week against Fresno State.
- Keenan Allen made the two biggest catches of the day in Cal's overtime drive. He hauled in the game-winning touchdown from Zach Maynard after snagging a huge catch inside the 5-yard-line two plays before. He finished the day with six receptions for 104 yards (including a season-high 37-yard reception) and a touchdown. It was his second straight 100-yard performance and the third of his career. Allen also completed a 27-yard pass to quarterback Zach Maynard.
- Zach Maynard completed 18-of-35 passes for 243 yards with four touchdown passes and one interception. He completed passes to six different receivers. His four touchdown passes were the most by a Cal quarterback since Kevin Riley had four in a home game vs. Colorado on Sept. 11, 2010. Maynard also had a 27-yard reception from wide receiver Keenan Allen.
- Mychal Kendricks and D.J. Holt paced the Bears with 7.5 tackles against Colorado. Kendricks also chipped in a tackle for loss (-5 yards).
- Anthony Miller picked up two touchdown catches for the first time in his career. Miller's two TD grabs doubled his career total to four.
- Nico Dumont scored on a two-yard touchdown pass from Zach Maynard with 14:14 remaining in the second quarter. The catch came on the first touch of Dumont's career, marking the first time a Cal player has scored on the first touch of his career since Anthony Miller's two-yard TD reception from Nate Longshore with 2:41 remaining in Cal's 24-17 Emerald Bowl win over Miami, Fla., on Dec. 27, 2008.
- Cal improved to 57-5 all-time when putting 30 points or more on the scoreboard under head coach Jeff Tedford, adding to its win total with the 36-33 overtime victory at Colorado. When the Bears haven't scored at least 30 points, their record under Tedford is 17-37.
- The overtime game was the first time Cal played an overtime game since Oct. 21, 2006, when the Bears defeated Washington, 31-24. Marshawn Lynch scored the game-deciding touchdown. On the following Husky drive, Cal gamered an interception to end the game.
- Cal's victory at Colorado marked the first time the school had won an overtime road game in four opportunities all-time, the most recent being a 27-20 loss at Oregon on Nov. 5, 2005. Cal had previous overtime losses at UCLA in 2003 and Arizona (two overtimes) in 1997. The Bears are 6-4 all-time in 10 overtime contests thru the win at Colorado, sporting a 5-1 mark at home victories at Memorial Stadium over Oregon State (1996, 3ot), Arizona (1996, 4ot), UCLA (2000, 3ot), USC (2003, 3ot) and Washington (2006). The only time the Bears have ever lost an overtime game at home came in 2000 when Stanford was a 36-30 winner in the Big Game.

Score by Quarters	1	2	3	4	OT	Score
Cal	0	16	7	7	6	33
Colorado	3	3	14	10	3	36

### SCORING SUMMARY

Qtr	Time	Scoring Play, Drive	V-H
1st	2:51	CU – Oliver 27 yd field goal, 6-50 2:15	0 - 3
2nd	14:14	CAL – Dumont 2 yd pass from Maynard (Tavecchio kick blockd) 10-81 3:33	6 - 3
	9:21	CAL – Tavecchio 39 yd field goal 7-52 2:22	9 - 3
	4:18	CU – Oliver 52 yd field goal 11-46 5:03	9 - 6
	1:13	CAL – Miller 7 yd pass from Maynard (Tavecchio kick) 7-62 2:49	16 - 6
3rd	10:30	CU – Deehan 37 yd pass from Hansen (Oliver kick) 10-80 4:30	16 - 13
	4:28	CAL – Miller 20 yd pass from Maynard (Tavecchio kick) 4-35 1:52	23 - 13
	1:41	CU – Richardson 66 yd pass from Hansen (Oliver kick) 6-86 2:41	23 - 20
4th	14:48	CU – Richardson 78 yd pass from Hansen (Oliver kick) 2-78 0:52	23 - 27
	9:55	CAL – Anderson 19 yd run (Tavecchio kick) 11-80 4:53	30 - 27
	:30	CU – Oliver 32 yd field goal, 16-70 6:40	30 - 30
OT	15:00	CU – Oliver 22 yd field goal, 6-20 0:00	30 - 33
	15:00	CAL – Allen 5 yd pass from Maynard, 6-25 0:00	36 - 33

### TEAM STATISTICS

	CAL	CU
FIRST DOWNS	22	25
NET YARDS RUSHING	100	108
NET YARDS PASSING	270	474
Completions-Attempts-Int	19-36-1	28-50-0
TOTAL OFFENSE YARDS	370	582
Total Offense Plays	67	82
Average Gain Per Play	5.5	7.1
Fumbles: Number Lost	2-0	1-0
Penalties: Number-Yards	5-50	12-98
PUNTS-YARDS	4-204	2-94
Average Yards Per Punt	51.0	47.0
KICKOFFS-YARDS	6-420	7-438
Punt Returns: Number-Yards-TD	0-0-0	1-4-0
Kickoff Returns: Number-Yards-TD	5-97-0	2-34-0
Interceptions: Number-Yards-TD	0-0-0	1-0-0
Fumble Returns: Number-Yards-TD	0-0-0	0-0-0
Miscellaneous Yards	0	0
Possession Time	26:28	33:32
Third-Down Conversions	7 of 13	6 of 17
Fourth-Down Conversions	0-0	2 of 3
Red-Zone Scores-Chances	6-6	3-4
Touchdowns	5-6	0-4
Field Goals	1-6	3-4
Sacks By: Number-Yards	0-0	3-28
PAT Kicks	3-4	3-3
Field Goals	1-1	4-4

### INDIVIDUAL STAT LEADERS

#### CAL

**Rushing (Rush, Yds TD):** Sofele (20-84-0), Anderson (4-33-1)

**Passing (C-A-I-Yds-TD):** Maynard (18-35-1-243-4)

**Receiving (Rec, Yds TD):** Allen (6-104-1), Jones (5-55-0), Calvin (3-42-0), Miller (2-27-2)

**Defense (Tackles Big Plays):** Holt (9), Kendricks (8, TFL (-5), Cattouse (6), Hill (6), Campbell (5, PBU)

#### CU

**Rushing (Rush, Yds TD):** Stewart (24-73-0), Hansen (7-26-0)

**Passing (C-A-I-Yds-TD):** Hansen (28-49-0-474-3)

**Receiving (Rec-Yds TD):** Richardson (11-284-2), Stewart (7-86), Deehan (3-53-1)

**Defense (Tackles Big Plays):** Rippey (8.5, TFL (-8), Sack (-7) QBH), Orms (7, Sack (-8), PBU), Major (6, INT)



# GAME 3 SUMMARY

**at CAL 63, PRESBYTERIAN 12**  
**September 17, 2011 • TV: None • Attendance: 33,952**

**SAN FRANCISCO** – Zach Maynard threw for 215 yards and three touchdowns, and California made Jeff Tedford the program's winningest coach with a 63-12 romp over Presbyterian on Saturday in the first home game at AT&T Park.

Isi Sofele ran for a career-high 110 yards and two touchdowns and Brendan Bigelow returned a kick 88 yards for a score to give Tedford his 75th victory. He passed Andy Smith, who had held the record since 1925.

Maynard finished 15 for 25 passing and only played one half for the Golden Bears in the first of five games this season at the San Francisco Giants' cozy waterfront ballpark. Cal's longtime home, Memorial Stadium, is being renovated.

A crowd that came across San Francisco Bay colored the park in blue and gold and spread banners over some of the Giants' decor.

After three penalties stalled the opening drive, Cal wasted little time on its next possession. C.J. Anderson rushed for a 9-yard touchdown through the infield dirt to cap a three-play, 50-yard drive that gave the Bears a 7-0 lead.

Sean Cattouse followed with an interception on a pass by Presbyterian's Ryan Singer. Two plays later, Sofele powered his way into the end zone from a yard out to put Cal ahead 14-0.

Cattouse leaped up to snag his second interception – the seventh of his career and the most among Cal's active players – near the Bears sideline early in the second quarter. Three plays later, Marvin Jones sprinted across the field on a crossing pattern and slipped past two defenders for a 51-yard touchdown that extended Cal's lead to 28-0.

The Bears quickly drove 55 yards on five plays highlighted by Keenan Allen's 21-yard touchdown catch from Maynard just before the break. Bigelow returned the opening kickoff in the second half for an 88-yard touchdown that put the Bears ahead 49-12, and the rout was on.

## NOTES

- With the 63 points today, it was the first time Cal scored 50 or more points since Oct. 23, 2010, against Arizona State and the first time the Bears went over 60 since Sept. 6, 2008, (66-3 at Washington State). The most points scored in the Tedford era was 70 in 2002.
- Cal is now 58-5 all-time when putting 30 points or more on the scoreboard, 39-2 when scoring 40 or more, 14-0 when topping 50 and 3-0 when going over 60 points under head coach Jeff Tedford. When the Bears don't score at least 30 points, their record under Tedford is 17-37.
- Entering today's contest, Cal had recorded 17 plays (14 passing, three rushing) from the line of scrimmage that have covered 20 or more yards this season. Against Presbyterian, Cal had seven plays of 20-plus yards - 25-and 23-yard runs by Isi Sofele, a 22-yard catch by Michael Calvin, a 21 (touchdown) and 27-yard receptions by Keenan Allen and 33-yard and 51-yard (touchdown) receptions by Marvin Jones.
- One week after picking up the 100th catch of his Cal career, Marvin Jones finished with seven receptions for 123 yards and a touchdown against Presbyterian. He now has six career 100-yard performances. One of his catches was good for 51 yards, his fifth play of 50 or more yards with the Bears. He now boasts 13 career touchdowns that tied him for eighth all time at Cal. The other half of Cal's receiving tandem; Keenan Allen collected six catches for 85 yards and a touchdown.
- Isi Sofele finished the day with 17 rushes for a career-high 105 yards and a touchdown. It was Sofele's first-ever 100-yard rushing performance.
- Zach Maynard completed 15-of-25 passes for 215 yards, three touchdown passes and one interception. He has now completed 49 of his 95 pass attempts this season. Maynard had one pass intercepted and returned for a touchdown. The last time a Cal pass was picked off and returned for a score happened on Sept. 17, 2010, when Nevada's Marlon Johnson intercepted former Cal quarterback Kevin Riley.
- Cal held Presbyterian to 48 total offensive yards, which is the fifth fewest yards allowed in a game by Cal in school history. The modern era record is 22 against the Cal Aggies on Oct. 16, 1937.
- Ernest Owusu notched his first sack of the season in the first quarter. It was his first sack since Oct. 30, 2010, at Oregon State. Owusu now has 4.5 sacks in his collegiate career.
- In his Cal debut, Brendan Bigelow returned the second half kickoff 86 yards for a touchdown. Cal's last kickoff returned for a touchdown came on Sept. 15, 2007, by Lavelle Hawkins against Louisiana Tech. Bigelow also had two rushes for 15 yards.
- Sean Cattouse notched his first and second interceptions of the season. It was the first multi-interception game of his career and his first interception since Oct. 23, 2010, against Arizona State. He is Cal's active leader in interceptions with seven. The last time a Cal player recorded two interceptions in the same game was Mike Mohamed on Sept. 19, 2009, at Minnesota.

Score by Quarters	1	2	3	4	OT	Score
Presbyterian	0	12	0	0	-	12
Cal	14	28	21	0	-	63

## SCORING SUMMARY

Qtr	Time	Scoring Play, Drive	V-H
1st	5:56	CAL – Anderson 9 yd run (Tavecchio kick) 4-50 1:32	0 - 7
	4:23	CAL – Sofele 1 yd run (Tavecchio kick) 2-4 0:44	0 - 14
2nd	13:24	CAL – Sofele 3 yd run (Tavecchio kick) 11-55 4:34	0 - 21
	12:08	CAL – Jones 51 yd pass from Maynard (Tavecchio kick) 3-51 0:21	0 - 28
	7:28	PC – Bethel 17 yd blocked punt return	6 - 28
	5:48	CAL – Hagan 16 yd pass from Maynard (Tavecchio kick) 4-53 1:35	6 - 35
	3:03	PC – Bethel 29 yd interception return (Overholt pass failed)	12 - 35
	1:22	CAL – Allen 21 yd pass from Maynard (Tavecchio kick) 5-55 1:37	12 - 42
3rd	14:48	CAL – Bigelow 88 yd kickoff return (Tavecchio kick)	12 - 49
	7:50	CAL – DeBoskie-Johnson 6 yd run (Tavecchio kick) 11-81 4:55	12 - 56
	0:39	CAL – Yarnway 7 yd run (Tavecchio kick) 11-85 5:49	12 - 63

## TEAM STATISTICS

	PC	CAL
FIRST DOWNS	3	27
NET YARDS RUSHING	20	285
NET YARDS PASSING	28	296
Completions-Attempts-Int	6-20-2	20-37-1
TOTAL OFFENSE YARDS	48	581
Total Offense Plays	46	89
Average Gain Per Play	1.0	6.5
Fumbles: Number Lost	0-0	0-0
Penalties: Number-Yards	8-84	10-94
PUNTS-YARDS	9-487	2-98
Average Yards Per Punt	54.1	49.0
KICKOFFS-YARDS	3-84	10-527
Punt Returns: Number-Yards-TD	1-41-1	4-16-0
Kickoff Returns: Number-Yards-TD	9-118-0	3-118-1
Interceptions: Number-Yards-TD	1-29-1	2-20-0
Fumble Returns: Number-Yards-TD	0-0-0	0-0-0
Miscellaneous Yards	0	0
Possession Time	19:37	40:23
Third-Down Conversions	1 of 12	5 of 13
Fourth-Down Conversions	0 of 1	3 of 5
Red-Zone Scores-Chances	0-0	6-6
Touchdowns	0-0	6-6
Field Goals	0-0	0-6
Sacks By: Number-Yards	0-0	5-27
PAT Kicks	0-0	9-9
Field Goals	0-0	0-0

## INDIVIDUAL STAT LEADERS

### PC

**Rushing (Rush, Yds TD):** Rouse (7-23-0), Byrd (8-15-0)

**Passing (C-A-I-Yds-TD):** Singer (4-14-2-23-0)

**Receiving (Rec, Yds TD):** McKie (1-10-0), Gilkey (1-8-0), Bailey (1-8-0)

**Defense (Tackles Big Plays):** Bethel (9, INT (29), PBU, BLK), Byrd (8), Williams (8), Wideman (8)

### CAL

**Rushing (Rush, Yds TD):** Sofele (18-110-2), Anderson (6-45-1), DeBoskie-Johnson (5-39-1), Yarnway (11-36-1)

**Passing (C-A-I-Yds-TD):** Maynard (15-25-1-215-3), Bridgford (4-10-0-76-0)

**Receiving (Rec-Yds TD):** Jones (7-123-1), Allen (6-85-1), Hagan (1-16-1)

**Defense (Tackles Big Plays):** Holt (6, PBU, QBH), Coleman (4, Sack (4), TFL (3-8), McClure (4, TFL (0.5-3), Jallil (4, Sack (0.5-4)

# GAME 4 SUMMARY

## at WASHINGTON 31, CAL 23

September 24, 2011 • TV: FSN/CSN Bay Area • Attendance: 60,437

**SEATTLE**—Despite garnering the longest pass play in school history, California lost its first game of the season to Washington, 31-23.

Zach Maynard found Keenan Allen wide open on a busted coverage running straight down the hash marks early in the first quarter. Allen broke an attempted tackle by Quinton Richardson and tumbled into the end zone for a 90-yard touchdown to give Cal an early 7-0 lead. The scoring toss was the longest reception in school history.

Both teams traded field goals to open the second half before Washington regained control. Keith Price connected with a wide-open Chris Polk down the middle of the field for a 70-yard touchdown to swing the momentum back in Washington's favor as the Huskies took a 31-23 lead.

Cal faced a short fourth down from the Washington 36-yard line with under seven minutes left to play. But Maynard's pass to Isi Sofele was broken up by Cort Dennison to give Washington the ball and grind a couple minutes off the clock before Cal got the ball back with 4:19 to go.

On the game's final drive, Maynard converted on three straight third downs to move Cal into Washington territory. A pass interference call on Desmond Trufant gave Cal a first down at the Washington 21-yard line with 48 seconds left. Maynard, who threw for 349 yards and a touchdown on the day, connected with Allen for 19 yards down to the Washington 2-yard line.

An incompletion and a pair of runs left Cal facing fourth down from the 2-yard line. Maynard's fourth-down pass for Allen sailed high and out of the end zone as Washington held on for the victory with a stout defensive stand.

Following Allen's record-setting touchdown in the first quarter, Price led the Huskies on an 8-play, 65-yard scoring drive culminating in a 2-yard touchdown run from Keith Price to give the Huskies a 14-7 lead at the 3:30 mark in the first quarter.

After a 29-yard field goal by Giorgio Tavecchio, Cal held Washington on a short third down from their own 41-yard line, but the Bears elected to accept a holding penalty on Seferian-Jenkins and back the Huskies up. Price connected with Kevin Smith for 12 yards on a long third down as Washington kept the drive alive. Five plays later, Price found Seferian-Jenkins for a 20-yard touchdown to take a 21-10 lead.

Tavecchio connected from 36-yards out to pull within eight and California got the ball right back after Price fumbled on the first play of Washington's next drive. Maynard completed passes of 17 yards to Allen and 15 yards to Covaughn DeBoskie-Johnson to get inside the Washington 5-yard line. C.J. Anderson scored from a yard out to close the gap to 21-20 with just over a minute to play in the first half.

### NOTES

- Keenan Allen's 90-yard touchdown reception set the Cal record for longest pass play in school history and tied for the sixth longest play from scrimmage at Cal (five rushes were longer). The previous record was 88 yards from Joe Roth to Wesley Walker against Georgia on Sept. 11, 1976. The most recent pass play that was 75 yards or more was an 80-yard completion from Aaron Rodgers to Geoff McArthur against UCLA on Oct. 16, 2004.
- Allen's 90-yard reception helped him garner his third 100-yard receiving performance of the season and the fourth of his career. He ended the day with 10 catches for a career-high 197 yards and a touchdown. His 197 yards are the fifth-highest total in Cal history and most for a Golden Bear since Geoff McArthur had 245 in the 2003 Big Game at Stanford (16 catches).
- Cal is now 6-4 in conference openers under head coach Jeff Tedford.
- When the Bears don't score at least 30 points, their record under Tedford is 17-38.
- Cal has now recorded 27 plays (21 passing, six rushing) from the line of scrimmage that have covered 20 or more yards this season. Against Washington, Cal had three plays of 20-plus yards - a 90-yard touchdown reception by Keenan Allen, a 22-yard pass to Isi Sofele, a 22-yard Sofele rush.
- Marvin Jones finished with 6 receptions for 79 yards against Washington. One of Jones' completions was a nice grab where he just dragged his toe inbounds. He now has six career 100-yard performances. He now boasts 13 career touchdowns that tied him for eighth all time at Cal.
- Zach Maynard completed 23-of-43 passes for 349 yards and one touchdown. The yardage total is his highest as a Golden Bear, topping the 266 yards he had in the season opener vs. Fresno State. It was the first 300-yard game for a Cal quarterback since Kevin Riley threw for 351 yards at Arizona State on Oct. 31, 2009.
- Giorgio Tavecchio has been a perfect 5-for-5 on field goals this season and made all three of his attempts against Washington. He booted a 29-yarder in the first quarter, a 36-yard field goal in the second quarter and a 25-yarder in the third quarter.
- Mychal Kendricks posted a season-high 14 tackles (9 solo), plus a fumble recovery. His career high is 15 stops.

Score by Quarters	1	2	3	4	OT	Score
Cal	7	13	3	0	-	23
Washington	14	7	3	7	-	31

### SCORING SUMMARY

Qtr	Time	Scoring Play, Drive	V-H
1st	10:00	CAL – Allen 90 yd pass from Maynard (Tavecchio kick) 4-91 2:00	7-0
	8:39	WASH – Seferian 20 yd pass from Price (Folk kick) 3-66 1:12	7-7
	3:30	WASH – Polk 2 yd run (Folk kick) 8-65 3:54	7-14
2nd	12:57	CAL – Tavecchio 29 yd field goal 13-68 5:26	10-14
	8:51	WASH – Seferian 20 yd pass from Price (Folk kick) 9-78 3:59	10-21
	5:13	CAL – Tavecchio 36 yd field goal, 10-53 3:30	13-21
	1:20	CAL – Anderson 1 yd run (Tavecchio kick) 8-43 3:31	20-21
3rd	7:51	CAL – Tavecchio 25 yd field goal 13-80 7:03	23-21
	2:06	WASH – Folk 40 yd field goal 11-21 5:35	23-24
4th	12:13	WASH – Polk 70 yd pass from Price (Folk kick) 5-80 2:47	23-31

### TEAM STATISTICS

	CAL	WASH
FIRST DOWNS	24	21
NET YARDS RUSHING	108	117
NET YARDS PASSING	349	292
Completions-Attempts-Int	23-43-0	19-25-0
TOTAL OFFENSE YARDS	457	409
Total Offense Plays	76	59
Average Gain Per Play	6.0	6.9
Fumbles: Number Lost	3-0	2-2
Penalties: Number-Yards	7-62	7-75
PUNTS-YARDS	3-149	2-78
Average Yards Per Punt	49.7	39.0
KICKOFFS-YARDS	6-378	6-403
Punt Returns: Number-Yards-TD	0-0-0	2-15-0
Kickoff Returns: Number-Yards-TD	5-93-0	5-143-0
Interceptions: Number-Yards-TD	0-0-0	0-0-0
Fumble Returns: Number-Yards-TD	0-0-0	0-0-0
Miscellaneous Yards	0	0
Possession Time	32:21	27:39
Third-Down Conversions	7 of 17	6 of 11
Fourth-Down Conversions	2 of 4	1 of 1
Red-Zone Scores-Chances	4-5	4-4
Touchdowns	1-5	3-4
Field Goals	3-5	1-4
Sacks By: Number-Yards	2-10	1-7
PAT Kicks	2-2	4-4
Field Goals	3-3	1-2

### INDIVIDUAL STAT LEADERS

#### CAL

**Rushing (Rush, Yds TD):** Sofele (17-98-0), Allen (2-20-0), Anderson (7-9-1)

**Passing (C-A-I-Yds-TD):** Maynard (23-43-0-349-1)

**Receiving (Rec-Yds TD):** Allen (10-197-1), Jones (6-79-0), Sofele (2-29-0)

**Defense (Tackles Big Plays):** Kendricks (14, FR), Cattouse (7, FR), Holt (6, TFL (-2))

#### WASH

**Rushing (Rush, Yds TD):** Polk (20-60-1), Price (7-21-0), Sankey (2-16-0)

**Passing (C-A-I-Yds-TD):** Price (19-25-0-292-3)

**Receiving (Rec-Yds TD):** Polk (4-85-1), Seferian (4-54-2), Kears (3-23-0)

**Defense (Tackles Big Plays):** Dennison (11, 1.5 TFL (-2), 2 PBU), Thompson (6), Parker (6), Glenn (6, TFL (-1))



# GAME 5 SUMMARY

## at OREGON 43, CAL 15

October 6, 2011 • TV: ESPN/ESPN 3D • Attendance: 58,796

**EUGENE** – Cal fell to No. 9 Oregon, 43-15. Isi Sofele was solid for the Golden Bears rushing for 119 yards, averaging 9.9 yards per carry. Keenan Allen had 9 catches for 170 yards and a touchdown.

Giorgio Tavecchio made three field goals - including a career-best 54-yarder - for Cal, which led 15-14 at the half, but couldn't sustain its momentum against the country's top scoring offense.

Oregon true freshman De'Anthony Thomas caught a pair of touchdown passes and ran for another score for the Ducks.

Cal took a 3-0 lead on Tavecchio's 27-yard field goal on the first series of the game, but James answered with a 53-yard dash for a score and the Ducks looked to be taking off.

Tavecchio added another field goal, this time a 38-yarder, to make it 7-6. A rain storm moved in over Autzen and slowed play a bit, but Oregon extended its lead on Thomas' 17-yard touchdown run late in the first quarter.

Tavecchio's career-long 54-yard field goal cut it to 14-9. Also on Cal's special team, Bryan Anger recorded a season-high 59-yard punt.

The Bears stopped Oregon on a fourth down on their own 41. Quarterback Zach Maynard led an efficient march that was capped by his 12-yard touchdown pass to Kennan Allen that gave the Bears a 15-14 lead.

Tavecchio attempted a 40-yard field goal before the end of the first half, but it was blocked.

After the half, Oregon quickly regained the lead with Darron Thomas' 23-yard pass to De'Anthony Thomas. The Ducks extended it on Kenjon Barner's 68-yard touchdown run and Darron Thomas completed a pass to De'Anthony Thomas for the 2-point conversion.

Darron Thomas hit De'Anthony Thomas again with a 21-yard touchdown before James was injured on the fourth-quarter drive that was capped by Darron Thomas' 3-yard scoring pass to Lavasier Tuinei.

Darron Thomas completed 13 of 25 passes for 198 yards and three touchdowns.

## NOTES

- The white helmets worn by Cal tonight marked the first time in school history that the Golden Bears have sported white helmets. The only other times when Cal did not wear the traditional blue helmets were during the Mike White era in the 1970s and the Roger Theder era in the late 1970s-early 80s when the Bears wore gold helmets with either a white "C" (White era) or the blue Cal script (Theder era) on the side of the helmet.
- Tonight's game marked the fourth weeknight game in the Jeff Tedford era at Cal, all on the road. The Bears are now 1-3 on weeknights - at Utah 31, Cal 24 (Sept. 11, 2003), Cal 41, at New Mexico State 13 (Sept. 23, 2005), at Nevada 52, Cal 31 (Sept. 17, 2010) and at Oregon 43, Cal 15 Thursday.
- Cal is 9-7 in 16 regular-season games coming off a bye under Tedford.
- Cal had seven offensive plays of at least 20 yards, giving the Bears 34 for the year. They had a total of 39 such plays all of last year. Against Oregon, the plays were: 25-, 27-, 28- and 31-yard receptions by Keenan Allen and 22-, 25- and 34-yard runs from Isi Sofele.
- Marvin Jones finished with 6 receptions for 66 yards against Oregon. Jones is Cal's active career leader in receptions (123), receiving yards (1,865) and receiving touchdowns (13). The receptions are 13 shy of the top 10 at Cal and the receiving yards 182 away from the record book. He also extended his run of 30 consecutive games over every Cal contest the last three years with at least one reception, while Keenan Allen's streak covers each of the 16 games he has played in over the past two seasons.
- Keenan Allen scored his fourth touchdown of the season in the second quarter. He has now scored in the last four consecutive games. He finished the night with nine catches for 170 yards, his fourth 100-yard effort in five games this season. Allen has had at least 85 yards receiving in every game in 2011.
- Isi Sofele finished the day with 12 rushes for a career-high 119 yards. He now has 499 yards on the year through five games, with four consecutive games of at least 84 yards. He posted 63 yards, including a 34-yard run, in the first quarter, and ended the first half with 93 yards on the ground.
- Giorgio Tavecchio's 54-yard field goal in the second quarter was just one yard shy of the school record of 55 yards set by Robbie Keen vs. Washington in 1988 and matched by Tom Schneider vs. Stanford in 2006. Tavecchio joins four others who have booted 54-yard field goals - Randy Pratt vs. UCLA in 1983; Mick Luckhurst vs. Oregon State in 1980; Ron Vander Meer vs. Illinois in 1974; and Archie Nisbet vs. Washington State in 1922. Tavecchio's previous best was 53 yards at Washington last year. He is now 8-of-9 on field goals this season.
- Ernest Owusu has two tackles for loss for -12 yards, part of his career-high seven tackles, including two for loss, while Josh Hill matched his personal best with eight stops. The interception by D.J. Campbell late in the second half was the first of his career. D.J. Holt also had a season-high 11 tackles.

Score by Quarters	1	2	3	4	OT	Score
Cal	6	9	0	0	-	15
Oregon	14	0	22	7	-	43

## SCORING SUMMARY

Qtr	Time	Scoring Play, Drive	V-H
1st	10:30	CAL – Tavecchio 27 yd field goal, 11-66 4:30	3-0
	10:00	ORE – James 53 yd run (Maldonado kick) 2-64 0:30	3-7
	8:27	CAL – Tavecchio 38 yd field goal, 6-44 1:33	6-7
	2:22	ORE – Thomas, De. 17 yd run (Maldonado kick) 8-70 2:41	6-14
2nd	9:40	CAL – Tavecchio 54 yd field goal, 7-28 2:11	9-14
	6:05	CAL – Allen 12 yd pass from Maynard (Maynard pass failed) 6-59 2:19	15-14
3rd	9:59	ORE – Thomas, De. 23 yd pass from Thomas (Maldonado kick) 13-88 5:01	15-21
	6:38	ORE – Barner 68 yd run (Thomas pass from Thomas) 3-86 0:51	15-29
	2:18	ORE – Thomas, De. 21 yd pass from Thomas (Maldonado kick), 7-61 3:10	15-36
4th	14:06	ORE – Tuinei 3 yd pass from Thomas (Maldonado kick) 4-59 1:02	15-43

## TEAM STATISTICS

	CAL	ORE
FIRST DOWNS	25	26
NET YARDS RUSHING	144	365
NET YARDS PASSING	321	198
Completions-Attempts-Int	28-60-0	13-25-1
TOTAL OFFENSE YARDS	465	563
Total Offense Plays	87	76
Average Gain Per Play	5.3	7.4
Fumbles: Number-Lost	1-0	1-0
Penalties: Number-Yards	7-60	11-91
PUNTS-YARDS	6-268	5-211
Average Yards Per Punt	44.7	44.2
KICKOFFS-YARDS	5-303	7-436
Punt Returns: Number-Yards-TD	1-10-0	3-15-0
Kickoff Returns: Number-Yards-TD	7-99-0	5-87-0
Interceptions: Number-Yards-TD	1-29-0	0-0-0
Fumble Returns: Number-Yards-TD	0-0-0	0-0-0
Miscellaneous Yards	0	0
Possession Time	32:23	27:37
Third-Down Conversions	5 of 17	8 of 15
Fourth-Down Conversions	0 of 3	1 of 2
Red-Zone Scores-Chances	3-4	3-3
Touchdowns		
Field Goals		
Sacks By: Number-Yards	1-10	2-18
PAT Kicks	0-0	5-5
Field Goals	3-4	0-1

## INDIVIDUAL STAT LEADERS

### CAL

**Rushing (Rush, Yds TD):** Sofele (12-119-0), Anderson (8-29-0), Kapp (2-6-0)

**Passing (C-A-I-Yds-TD):** Maynard (20-41-0-218-1)

**Receiving (Rec-Yds TD):** Allen (9-170-1), Jones (6-66-0), Hagan (4-30-0), Miller (4-3-0), Calvin (3-36-0)

**Defense (Tackles Big Plays):** Holt (9), Hill (8), Owusu (7, 2 TFL (-12), FF, PBU, Sack (-10), Kendricks (6, PBU), McCain (6, TFL (-1), Cattouse (6, TFL (-3)

### ORE

**Rushing (Rush, Yds TD):** James (30-239-1), Barner (10-89-1), Carson (6-19-0)

**Passing (C-A-I-Yds-TD):** Thomas (13-25-1-198-3)

**Receiving (Rec-Yds TD):** De. Thomas (6-114-2), Huff (3-54-0), Tuinei (2-13-1)

**Defense (Tackles Big Plays):** Boyett (7, TFL (-1), PBU, BLK), Patterson (6, 2 PBU, QBH), Jordan (6, 2 TFL (-8), Pleasant (5, PBU), Mitchell (5, PBU)

# GAME 6 SUMMARY

## USC 30, at CAL 9

October 13, 2011 • TV: ESPN/ESPN 3D • Attendance: 44,043

**SAN FRANCISCO** – The Trojans kept Cal off the scoreboard until late in the third quarter, and the Bears struggled with turnovers in their eighth straight loss in the series against USC, 30-9.

Zach Maynard committed four of Cal's five turnovers, and the Bears dropped their sixth straight conference game dating back to last season.

Maynard threw for 294 yards and ran for a touchdown and his half-brother, Keenan Allen, had a career-high 13 catches for 160 yards but it wasn't enough to overcome the litany of mistakes.

Cal was behind 23-0 early in the third quarter before the offense finally got going, with Maynard leading the Bears to a 27-yard Giorgio Tavecchio field goal and then scoring on a 3-yard run with 6 seconds left in the third to cut it to 23-9.

But Maynard's third interception midway through the fourth quarter led to Curtis McNeal's 2-yard touchdown run that made it 30-9 with 5:14 remaining.

The Bears turned the ball over four times in the first half and failed to convert a fake punt as they fell behind 20-0 at the break.

Cal's defense did a decent job defending Barkley and the Trojans' high-powered offense but USC took advantage of short fields for its scores.

Allen fumbled on Cal's fourth play from scrimmage to set the tone for the game, but the Bears survived that miscue thanks to an odd play call by USC coach Lane Kiffin.

On fourth-and-goal from the 8, the Trojans lined up in an off formation and snapped the ball diagonally to Rhett Ellison, who dropped it for a fumble that was recovered by Cal's Trevor Guyton.

The Trojans capitalized on the next turnover as Nick Perry forced a fumble by Maynard that led to Andre Heidari's first field goal.

USC then broke the game open with 17 points in the second quarter, getting a 39-yard TD catch from Lee over fellow freshman Stefan McClure, a field goal after Chris Galippo intercepted Maynard's pass deep in Cal territory and a 7-yard TD pass from Barkley to Brandon Carswell after punter Bryan Anger was stopped on a fake that made it 20-0.

Barkley completed 19 of 35 passes for a season-low 195 yards. Robert Woods, the nation's top receiver, was held to five catches for 36 yards.

Cal's only sustained drive of the first half ended in the final minute when Maynard threw into triple coverage and was intercepted in the end zone by Dion Bailey.

Bryan Anger booted a season-high 61-yard punt. His previous season best was a 59-yarder the previous week at Oregon.

### NOTES

- Tonight's game was the fifth weeknight game in the Jeff Tedford era at Cal, the previous four have all been on the road. The Bears are now 1-4 in weeknight night games after tonight's 30-9 USC victory. The rest of the weeknight results were - at Oregon 43, Cal 15 (Oct. 6, 2011), at Utah 31, Cal 24 (Sept. 11, 2003), Cal 41, at New Mexico State 13 (Sept. 23, 2005), at Nevada 52, Cal 31 (Sept. 17, 2010). The Bears play at Arizona State in the regular season finale on Friday, Nov. 25.
- Despite the final score, Cal outgained USC in yards, 329-313.
- Keenan Allen finished the night with a personal-best 13 catches for 160 yards. It was his fifth 100-yard performance of the season, sixth of his career and the fourth in a row.
- This is the first time in the Jeff Tedford era that Cal has gone 0-3 to open conference play.
- The five turnovers (four in the first half) by Cal were a season-high. The Bears began the night with a total of four turnovers on the season. The last time Cal surrendered five turnovers was against Oregon on Nov. 1, 2008.
- The first-half shutout was the first time Cal didn't score in the first half since last year's Big Game against Stanford.
- Bryan Anger booted a season-high 61-yard punt. His previous season best was a 59-yarder last week at Oregon. He has now kicked eight punts 50 or more yards on the year.
- Marvin Jones is Cal's active career leader in receptions (129), receiving yards (1,954) and receiving touchdowns (13). The receptions are seven shy of the top 10 at Cal and the receiving yards 93 away from the record book. He also extended his run of 31 consecutive games (every Cal contest the last three years) with at least one reception, while Keenan Allen's streak covers each of the 17 games he has played in over the past two seasons.
- Zach Maynard completed 25-of-43 passes for 294 yards, three interceptions and his first career rushing touchdown. Maynard has thrown for at least 200 yards, completed 15 passes and tallied a touchdown either passing or rushing in each of his six starts. All five of his completions (seven attempts) in the first quarter went to Keenan Allen (43 yards).
- D.J. Campbell collected a career-high eight tackles, one for a loss (-1). Mychal Kendricks led all players with 10 tackles, one for a loss (-1). Sean Cattouse also chipped in eight tackles. Steve Williams tied his career high in pass breakups with three.

Score by Quarters	1	2	3	4	OT	Score
USC	3	17	3	7	-	30
Cal	0	0	9	0	-	9

### SCORING SUMMARY

Qtr	Time	Scoring Play, Drive	V-H
1st	6:01	USC – Heidari 39 yd field goal, 4-8 1:33	3-0
2nd	7:36	USC – Lee 39 yd pass from Barkley (Heidari kick) 6-80 3:04	10-0
	5:13	USC – Heidari 29 yd field goal, 4-8 1:30	13-0
	2:46	USC – Carswell 7 yd pass from Barkley (Heidari kick) 5-37 1:46	20-0
3rd	8:04	USC – Heidari 23 yd field goal, 15-66 6:49	23-0
	4:07	CAL – Tavecchio 27 yd field goal, 9-60 3:51	23-3
	0:06	CAL – Maynard 3 yd run (kick failed), 6-55 2:34	23-9
4th	5:14	USC – McNeal 2 yd run (Heidari kick) 2-9 0:36	30-9

### TEAM STATISTICS

	USC	CAL
FIRST DOWNS .....	18	18
NET YARDS RUSHING .....	118	35
NET YARDS PASSING .....	195	294
Completions-Attempts-Int .....	19-35-0	25-43-3
TOTAL OFFENSE YARDS .....	313	329
Total Offense Plays .....	69	72
Average Gain Per Play .....	4.3	4.8
Fumbles: Number Lost .....	2-2	4-2
Penalties: Number-Yards .....	5-30	7-68
PUNTS-YARDS .....	5-210	4-171
Average Yards Per Punt .....	42.0	42.8
KICKOFFS-YARDS .....	7-345	3-199
Punt Returns: Number-Yards-TD .....	1-8-0	2-42-0
Kickoff Returns: Number-Yards-TD .....	3-62-0	6-112-0
Interceptions: Number-Yards-TD .....	3-19-0	0-0-0
Fumble Returns: Number-Yards-TD .....	0-0-0	0-0-0
Miscellaneous Yards .....	0	0
Possession Time .....	32:03	27:57
Third-Down Conversions .....	6 of 15	6 of 15
Fourth-Down Conversions .....	0 of 1	0 of 3
Red-Zone Scores-Chances .....	4-5	2-3
Touchdowns .....	2-5	1-3
Field Goals .....	2-5	1-3
Sacks By: Number-Yards .....	3-30	0-0
PAT Kicks .....	3-3	0-1
Field Goals .....	3-3	1-1

### INDIVIDUAL STAT LEADERS

#### USC

**Rushing (Rush, Yds TD):** McNeal (17-86-1), Tyler (11-30-0)

**Passing (C-A-I-Yds-TD):** Barkley (19-35-0-195-2)

**Receiving (Rec-Yds TD):** Woods (5-46-0), Lee (4-81-1), Telfer (2-12-0), Carswell (2-12-1)

**Defense (Tackles Big Plays):** Bailey (8, 2 INT, FR), Starling (7, TFL (-5), FF), Robey (6, 2 PBU)

#### CAL

**Rushing (Rush, Yds TD):** Sofele (12-44-0), Anders (2-5-0), Maynard (9-5-1)

**Passing (C-A-I-Yds-TD):** Maynard (25-43-3-294-0)

**Receiving (Rec-Yds TD):** Allen (13-160-0), Jones (6-89-0), Calvin (3-21-0)

**Defense (Tackles Big Plays):** Kendricks (10, TFL (-1), Campbell (8, TFL (-4), Guyton (8, FR), Cattouse (8)



# GAME 7 SUMMARY

## at CAL 34, UTAH 10

Oct. 22, 2011 • TV: CSNBA/KJZZ • Attendance: 35,182

**SAN FRANCISCO** – Zach Maynard threw for one touchdown and ran for another and California's defense completely shut down Utah's offense to help the Golden Bears get their first Pac-12 win of the season, 34-10, over the Utes.

Isi Sofele ran for 84 yards and a score, Keenan Allen caught a TD pass and Josh Hill returned an interception 32 yards for a score as the Bears controlled the entire game.

Jon Hays threw three interceptions and lost a fumble, and Utah had just 58 yards of offense in the first three quarters.

The Utes offense generated nothing against Cal's defense.

Hays was 11 for 22 for 148 yards with the four turnovers, running back John White was held to 39 yards on 15 carries a week after gaining 171 yards at Pittsburgh and the Utah managed a paltry 178 yards for the entire game.

Maynard completed 19 of 29 for 255 yards. Allen had eight catches for 78 yards. Allen secured his 100th career reception with his second catch of the day. Earlier this season, Allen equaled DeSean Jackson as the fastest Golden Bear to reach 1,000 career receiving yards when he accomplished the feat in his 16th career game at Cal, which Jackson also did in 2006.

Cal scored 20 points in the second quarter to seize control of the game and proceeded to put it away quickly in the second half. After the defense came up with another three-and-out to start the third quarter, Maynard capped an 87-yard drive with a 4-yard keeper that made it 27-0.

Hays was drilled by David Wilkerson and threw his second interception in Cal territory later in the quarter. After being briefly replaced by Griff Robles, Hays was intercepted again on the opening play of the fourth quarter with Hill returning it for the score to make it 34-0.

Cal held Utah to two first downs, 3 total yards and negative 6 yards rushing on the way to taking a 20-0 halftime lead. Sofele's 5-yard run early in the second quarter got the Bears on the scoreboard. Aaron Tipoti then forced a fumble with a hard hit on Hays on the next play from scrimmage, setting up the first of Giorgio Tavecchio's two first-half field goals.

Utah finally got into Cal territory for the first time late in the second quarter, with help from two personal fouls against the Bears. But on first down from the 30, Mychal Kendricks intercepted Hays and returned the ball 32 yards to the Utah 42. Maynard threw a 30-yard pass to Marvin Jones and then Allen took a short pass and ran in for a 12-yard touchdown with 27 seconds left in the half.

### NOTES

- The win was Cal's first meeting against Utah since the Utes defeated the Golden Bears, 37-27, in the 2009 Poinsettia Bowl. This was also the first-ever Pac-12 conference meeting between Cal and Utah. With Cal's victory today, the Bears now lead the series, 5-3.
- Keenan Allen finished the night with eight catches for 78 yards and one touchdown. Allen, who entered the game leading the nation in receiving yards per game (138 ypg), has now scored in five of the last six games. Allen made Cal's single-season top-10 lists in two categories - receptions (60, 7th) and yards (906, 8th).
- Allen secured his 100th career reception with his second catch of the day. Earlier this season, Allen equaled DeSean Jackson as the fastest Golden Bear to reach 1,000 career receiving yards when he accomplished the feat in his 16th career game at Cal, which Jackson also did in 2006.
- Anthony Miller's 44-yard reception in the third quarter was the longest of the season for him and the second longest of his career (45 yards).
- Marvin Jones is Cal's active career leader in receptions (134), receiving yards (2,023) and receiving touchdowns (13). The 134 receptions are two shy of the top 10 at Cal and the 2,023 receiving yards are just 24 yards short of the top 10. He also extended his run of 32 consecutive games (every Cal contest the last three years) with at least one reception, while Keenan Allen's streak covers each of the 18 games he has played in over the past two seasons.
- Zach Maynard completed 19-of-29 passes for 255 yards and one passing touchdown. In each of his seven starts, Maynard has thrown for at least 200 yards, completed 15 passes and tallied a touchdown either passing or rushing. Maynard also scored his second career rushing touchdown in as many games on Saturday.
- Giorgio Tavecchio has made 11 of 13 field goals this season. Against Utah, Tavecchio was 2-for-3 (35, 37). He made Cal's all-time top-10 list in scoring with 214 points, ranking him ninth.
- Bryan Anger booted a season-high 62-yard punt. His previous season best was a 61-yarder last week against USC. He has now kicked nine punts 50 or more yards this year.
- Late in the first half, Mychal Kendricks intercepted his first pass of the season, third of his career, and returned it 32 yards, the longest interception return of the season for Cal. At the outset of the fourth quarter, Josh Hill returned an interception 32 yards for his first-career touchdown. They were the longest interceptions returned for a touchdown since Mike Mohamed returned a pick 41 yards for a score against Colorado on Sept. 11, 2010.

Score by Quarters	1	2	3	4	OT	Score
Utah	0	0	0	10	-	10
Cal	0	20	7	7	-	34

### SCORING SUMMARY

Qtr	Time	Scoring Play, Drive	V-H
2nd	13:42	CAL – Sofele 5 yd run (Tavecchio, kick) 12-77 5:24	0-7
	9:24	CAL – Tavecchio, 35 yd field goal, 9-9 4:06	0-10
	1:12	CAL – Tavecchio, 37 yd field goal, 6-31 1:24	0-13
	0:27	CAL – Allen 12 yd pass from Maynard (Tavecchio kick) 2-42 0:15	0-20
3rd	8:02	CAL – Maynard 4 yd run (Tavecchio kick) 11-87 4:46	0-27
4th	14:51	CAL – Hill 32 yd interception return (Tavecchio kick)	0-34
	11:16	UTAH – Petersen 36 yd field goal, 7-43 3:26	3-34
	1:06	UTAH – White 14 yd run (Petersen kick) 6-64 2:40	10-34

### TEAM STATISTICS

	UTAH	CAL
FIRST DOWNS	11	21
NET YARDS RUSHING	13	129
NET YARDS PASSING	165	255
Completions-Attempts-Int	12-24-3	19-29-0
TOTAL OFFENSE YARDS	178	384
Total Offense Plays	50	71
Average Gain Per Play	3.6	5.4
Fumbles: Number Lost	2-1	0-0
Penalties: Number-Yards	3-25	8-90
PUNTS-YARDS	6-273	5-231
Average Yards Per Punt	45.5	46.2
KICKOFFS-YARDS	3-192	7-439
Punt Returns: Number-Yards-TD	3-18-0	2-0-0
Kickoff Returns: Number-Yards-TD	6-159-0	3-46-0
Interceptions: Number-Yards-TD	0-0-0	3-72-1
Fumble Returns: Number-Yards-TD	0-0-0	0-0-0
Miscellaneous Yards	0	0
Possession Time	24:59	35:01
Third-Down Conversions	4 of 12	8 of 16
Fourth-Down Conversions	1 of 1	0 of 0
Red-Zone Scores-Chances	2-2	5-6
Touchdowns	1-2	3-6
Field Goals	1-2	2-6
Sacks By: Number-Yards	2-6	5-16
PAT Kicks	1-1	4-4
Field Goals	1-1	2-3

### INDIVIDUAL STAT LEADERS

#### Utah

**Rushing (Rush, Yds TD):** White (15-39-1), Robles (2-2-0)

**Passing (C-A-I-Yds-TD):** Hayes (11-22-3-148-0)

**Receiving (Rec-Yds TD):** Scott (2-39-0), Dunn (2-27-0), Anderson (2-17-0)

**Defense (Tackles Big Plays):** Blechen (10, 2 TFL, BLK), Walker (8), Lee (7)

#### CAL

**Rushing (Rush, Yds TD):** Sofele (26-84-1), Maynard (10-36-1), Anderson (3-13-0)

**Passing (C-A-I-Yds-TD):** Maynard (19-29-0-255-1)

**Receiving (Rec-Yds TD):** Allen (8-78-1), Jones (5-69-0), Calvin (4-49-0)

**Defense (Tackles Big Plays):** Holt (9, TFL), Moncrease (5), Wilkerson (5, 2.5 Sacks, 3.5 TFL), Owusu (4, Sack, 2 TFL), Tipoti (4, Sack, FF)

# GAME 8 SUMMARY

## at UCLA 31, CAL 14

Oct. 29, 2011 • TV: CSNBA/Prime Ticket • Attendance: 55,604

**PASADENA** – Freshman safety Tevin McDonald made the first three interceptions of his college career, Derrick Coleman scored three touchdowns, and UCLA beat Cal, 31-14. McDonald's interceptions set up two touchdowns and a field goal.

The Bruins scored 24 of their 31 points after turnovers in handing Cal its fourth loss in five games. The Bears committed five turnovers, four on interceptions thrown by Zach Maynard, who was 14 of 30 for 199 yards.

The Golden Bears held the lead 7-0 midway through the second quarter, after Isi Sofele scored on a 1-yard run in the first quarter. But the Bruins rattled off 17-straight points to hold a 17-7 lead at half.

C.J. Anderson punched in a 1-yard touchdown for Cal less than two minutes into the third quarter to bring the Bears within three, but they could get no closer.

Coleman scored on runs of 2, 20 and 24 yards while rushing for 80 yards on 16 carries. Kevin Prince gained a career-high 163 yards on 19 carries and completed 9 of 18 passes for 92 yards.

D.J. Campbell paced Cal on defense with a career-high 11 tackles and his second fumble recovery in as many games. Campbell picked up the fumble when UCLA muffed a punt at the outset of the second half. The fumble recovery preceded Anderson's touchdown to pull the Bears within three.

While the Bruins held standout receiver Marvin Jones to just one catch for 11 yards, extending his streak of consecutive games with a catch to 33, Anthony Miller stepped up big for the Bears, producing a career-high-tying five catches for a season-high 67 yards.

Cal's All-American candidate Keenan Allen once again led the Bears in receiving with seven receptions for 83 yards. He also had one rush for 12 yards. Allen entered the game leading the nation in receiving yards per game (129.4 ypg). Allen moved up on Cal's single-season top-10 lists in two categories - receptions (67, 5th) and yards (989, 6th).

Bryan Anger booted a season-high punt for the third consecutive game with 64-yarder in the first quarter, the first of his five punts on the day. He also had three punts of 50 or more yards and has 12 on the year. Anger also placed three punts inside the 20.

### NOTES

- The loss marked the first time Cal lost to UCLA since 2007. UCLA holds a 50-31-1 in the all-time series that began in 1933.
- Keenan Allen finished the night with seven catches for 83 yards. Allen entered the game leading the nation in receiving yards per game (129.4 ypg). Allen moved up on Cal's single-season top-10 lists in two categories - receptions (67, 5th) and yards (989, 6th). He also extended his streak of consecutive games with a catch to 19, all his games at Cal.
- Marvin Jones extended his streak of games with at least one catch to 33 consecutive contests as his only catch came on the first play of the second half. Jones is Cal's active career leader in receptions (135), receiving yards (2,034) and receiving touchdowns (13). The 135 receptions ranks just outside the top-10 all-time at Cal, while the 2,034 receiving yards are also just outside the top 10.
- Zach Maynard completed 14-of-29 passes for 199 yards and four interceptions. It was the first time this season that Maynard did not throw for at least 200 yards, complete at least 15 passes or score a touchdown either passing or rushing. UCLA's Tevin McDonald was on the receiving end of three of those four interceptions. The last time an opponent had two or more interceptions in a game against Cal was on Oct. 13 against USC when Dion Bailey picked off Maynard twice. The last time Cal surrendered four interceptions was on Dec. 27, 2008, in the Emerald Bowl against Miami. Fla. Combined with Maynard's fumble, it was the second time this season that the Bears have allowed five turnovers in a game (USC). Maynard boasted a 39-yard run that was the second longest of his career (43 vs. Fresno State).
- Anthony Miller tied his career high with five receptions for a season-high 67 yards.
- With his two extra points, Giorgio Tavecchio has 216 career points that ranks ninth all time at Cal. He is eight points away from Chuck Muncie (224). He has made 11 of 14 field goals this season after his lone try at UCLA was no good.
- Bryan Anger booted a season-high punt for the third consecutive game with 64-yarder in the first quarter, the first of his five punts on the day. His previous season bests in order were a 62-yarder vs. Utah on Oct. 22 and a 61-yarder against USC on Oct. 13. He also had three punts of 50 or more yards and has 12 on the year. Anger also placed three punts inside the 20.
- D.J. Campbell had a career-high, and team-high, 11 tackles and recovered a fumble for the second straight game and the fourth time in his career on a muffed UCLA punt in the third quarter that led to C.J. Anderson's one-yard touchdown run that cut UCLA's lead to 17-14 with 13:05 to go in the third quarter.
- Robert Mullins made his second career start and tied his career-high with four tackles, while Josh Hill also tied a career high with three pass breakups.
- Dan Camporeale garnered his first career fumble recovery.
- Chris McCain secured his first career sack.
- The Bears had 14 points off of turnovers (both touchdowns).

Score by Quarters	1	2	3	4	OT	Score
Cal	7	0	7	0	-	14
UCLA	0	17	0	14	-	31

### SCORING SUMMARY

Qtr	Time	Scoring Play, Drive	V-H
1st	6:20	CAL – Sofele 1 yd run (Tavecchio, kick), 5-30 2:29	7-0
2nd	6:37	UCLA – Franklin, 11 yd run (Gonzalez kick), 7-64 4:01	7-7
	3:18	UCLA – Gonzalez, 32 yd field goal, 4-0 1:24	7-10
	1:56	UCLA – Coleman 2 yd run (Gonzalez kick), 4-19 1:17	7-17
3rd	13:05	CAL – Anderson 1 yd run (Tavecchio kick), 2-15 0:41	14-17
4th	12:45	UCLA – Coleman 20 yd run (Gonzalez kick), 1-20 0:06	14-24
	4:53	UCLA – Coleman 24 yd run (Gonzalez kick), 9-83 5:17	14-31

### TEAM STATISTICS

	CAL	UCLA
FIRST DOWNS	15	21
NET YARDS RUSHING	134	294
NET YARDS PASSING	199	92
Completions-Attempts-Int	14-30-4	9-18-0
TOTAL OFFENSE YARDS	333	386
Total Offense Plays	63	70
Average Gain Per Play	5.3	5.5
Fumbles: Number-Lost	1-1	2-2
Penalties: Number-Yards	5-60	4-31
PUNTS-YARDS	5-248	7-310
Average Yards Per Punt	49.6	44.3
KICKOFFS-YARDS	3-191	6-418
Punt Returns: Number-Yards-TD	3-9-0	1-3-0
Kickoff Returns: Number-Yards-TD	1-34-0	3-48-0
Interceptions: Number-Yards-TD	0-0-0	4-30-0
Fumble Returns: Number-Yards-TD	0-0-0	0-0-0
Miscellaneous Yards	0	0
Possession Time	27:03	32:57
Third-Down Conversions	2 of 12	6 of 15
Fourth-Down Conversions	1 of 2	1 of 1
Red-Zone Scores-Chances	2-3	4-5
Touchdowns	2-3	3-5
Field Goals	0-3	1-5
Sacks By: Number-Yards	2-12	3-13
PAT Kicks	2-2	4-4
Field Goals	0-1	1-1

### INDIVIDUAL STAT LEADERS

#### CAL

**Rushing (Rush, Yds TD):** Sofele (15-74-1), Maynard (9-39-0), Anderson (4-2-1), Allen (1-12-0)

**Passing (C-A-I-Yds-TD):** Maynard (14-30-4-199-0)

**Receiving (Rec-Yds TD):** Allen (7-83-0), Miller (5-67-0)

**Defense (Tackles Big Plays):** Campbell (11, TFL, FR), Cattouse (10), Anthony (6, PBU), Holt (5, Sack, 1.5 TFL)

#### UCLA

**Rushing (Rush, Yds TD):** Prince (19-163-0), Coleman (16-80-3), Franklin (13-45-1)

**Passing (C-A-I-Yds-TD):** Prince (9-18-0-92-0)

**Receiving (Rec-Yds TD):** Rosario (5-56-0), Rice Jr. (2-17-0)

**Defense (Tackles Big Plays):** McKay (6), Jones (6, 2 Sacks, 2 TFL), Kendrick (5, TFL), McDonald (3, 3 INT, PBU)



# GAME 9 SUMMARY

**at CAL 30, WASHINGTON STATE 7**

**Nov. 5, 2011 • TV: CSNCA/ROOT • Attendance: 35,506**

**SAN FRANCISCO** – California quarterback Zach Maynard threw for 118 yards and a touchdown, Isi Sofele ran for 138 yards and a touchdown, and California routed Washington State, 30-7, to move within one victory of becoming bowl eligible.

Maynard hit Anthony Miller for a 19-yard touchdown pass on the first series of the game by the Golden Bears.

Quarterback Marshall Lobbestael and the Cougars faced constant pressure from the smothering Cal defense and managed only a five-yard touchdown run early in the fourth quarter by Rickey Galvin.

Will Kapp, the son of former Cal coach and Bears 1959 Rose Bowl quarterback Joe Kapp, ran 43 yards for his first career touchdown on fourth-and-1 early in the third quarter for the Bears' lone points of the second half.

Sofele carried 23 times on the way to his third 100-yard game of the season, and C.J. Anderson added a five-yard touchdown run as Cal outgained the Cougars, 411-224. Washington State managed only 22 yards in the first quarter, including four yards passing.

Maynard made solid decisions and completed 10 of 17 passes. He was sacked once, but didn't throw an interception.

Keenan Allen's 29-yard catch set up Sofele's touchdown late in the first quarter and put Allen over 1,000 yards receiving, the sixth player in Cal history to do so in a season. He finished with eight receptions for 85 yards.

Giorgio Tavecchio kicked a 43-yard field goal, but had an extra-point try blocked. It marked his fifth failed PAT this season compared to three missed field goals in 15 attempts.

Cal's attacking defense made things difficult all day for a Washington State passing game that came in ranked second in the conference, averaging 316.1 yards per game.

## NOTES

- Saturday's win marked Cal's seventh straight victory over Washington State. The Golden Bears are 7-1 against the Cougars in the Jeff Tedford era. Cal now holds a 43-25-5 lead in the all-time series that began in 1919.
- Entering the game, the Washington State passing game was ranked second in the Pac-12, while the Cal pass defense was ranked first in the conference and 32nd in the nation. The Cal defense held the Cougar passing attack to 155 yards.
- For the third time this season, Cal held an opposing offense to 55 yards, or fewer, in the first half (Utah, Presbyterian) and for the second time this season, the Bears held an opponent scoreless in the first half (Utah). The 23-point Cal lead in the first half was the second largest point differential for the Bears in a first half this season (30 points vs. Presbyterian).
- Keenan Allen finished the night with eight catches for 85 yards. Allen moved up on Cal's single-season top-10 lists in two categories - receptions (75, T-3rd) and yards (1,074, 4th). The 75 receptions are the most since Geoff McArthur caught 85 in 2003. He also extended his streak of consecutive games with a catch to 20, all his games at Cal. Allen also became the sixth receiver in school history to register 1,000 yards receiving in a single season. The nine games it took Allen to reach 1,000 yards in a season are the quickest in school history. The 1,074 receiving yards are the fourth most in a single season in school history.
- Isi Sofele rushed 23 times for a career-high 138 yards with a touchdown. It was Sofele's seventh touchdown of the season. He also topped 100 yards for the third time, this season. On the season, he has rushed for 839 yards.
- Marvin Jones extended his streak of games with at least one catch to 34 consecutive contests. Jones is Cal's active career leader in receptions (137), receiving yards (2,053) and receiving touchdowns (13). The 137 receptions 2,053 receiving yards both rank 10th all-time at Cal.
- Will Kapp boasted a career-high 43-yard touchdown run in the third quarter. It was his first-career touchdown run and the 43-yard run tied for a team high for longest rush of the season (Zach Maynard). Kapp entered Saturday's game with 19 career rushing yards.
- Zach Maynard completed 10 of 17 passes for 118 yards with a touchdown pass to Anthony Miller.
- C.J. Anderson registered his fifth touchdown of the season; the second time this season that Anderson has scored in back-to-back weeks. The first time he scored in back-to-back games, he tallied a touchdown in three straight games. Late in the fourth quarter, Anderson broke loose for a career-long 34-yard run.
- Anthony Miller scored his third touchdown of the season on an 18-yard touchdown pass on Cal's opening drive of the game. Miller scored his other two touchdowns at Colorado on Sept. 10.
- With his three extra points and one field goal tonight, Giorgio Tavecchio has 222 career points and ranks ninth all time at Cal. He is two points away from Chuck Muncie (224) for eighth. Tavecchio has been good on 12 of his 15 field goal attempts this season after making a 43-yarder just before halftime on Saturday.
- For the fourth consecutive game, Bryan Anger booted a 60-yard punt (60 yards). He also added a 59-yarder to give him 14 punts of 50 or more yards on the year.

Score by Quarters	1	2	3	4	OT	Score
Washington State	0	0	0	7	-	7
California	13	10	7	0	-	30

## SCORING SUMMARY

Qtr	Time	Scoring Play, Drive	V-H
1st	10:57	CAL – Miller 19 yd pass from Maynard (Tavecchio, kick) 6-66 2:29	0-7
	1:31	CAL – Sofele, 1 yd run (Tavecchio kick) 8-54 4:05	0-13
2nd	5:31	CAL – Anderson, 5 yd run 9-71 4:10	0-20
	0:56	CAL – Tavecchio 43 yd field goal, 9-53 3:51	0-23
3rd	12:16	CAL – Kapp 43 yd run (Tavecchio kick) 6-81 2:38	0-30
4th	13:38	WSU – Galvin 5 yd run (Furney kick) 4-26 1:22	7-30

## TEAM STATISTICS

	WSU	CAL
FIRST DOWNS .....	14	22
NET YARDS RUSHING .....	69	292
NET YARDS PASSING .....	155	123
Completions-Attempts-Int .....	15-37-0	11-20-0
TOTAL OFFENSE YARDS .....	224	415
Total Offense Plays .....	72	69
Average Gain Per Play .....	3.1	6.0
Fumbles: Number Lost .....	3-0	4-1
Penalties: Number-Yards .....	7-61	6-54
PUNTS-YARDS .....	7-311	4-165
Average Yards Per Punt .....	44.4	41.2
KICKOFFS-YARDS .....	2-131	6-341
Punt Returns: Number-Yards-TD .....	0-0-0	3-34-0
Kickoff Returns: Number-Yards-TD .....	6-105-0	2-40-0
Interceptions: Number-Yards-TD .....	0-0-0	0-0-0
Fumble Returns: Number-Yards-TD .....	1-9-0	0-0-0
Miscellaneous Yards .....	0	0
Possession Time .....	26:39	33:21
Third-Down Conversions .....	4 of 16	3 of 11
Fourth-Down Conversions .....	0 of 4	1 of 3
Red-Zone Scores-Chances .....	1-2	3-3
Touchdowns .....	1-2	3-3
Field Goals .....	0-2	0-3
Sacks By: Number-Yards .....	1-9	4-27
PAT Kicks .....	1-1	3-4
Field Goals .....	0-1	1-1

## INDIVIDUAL STAT LEADERS

### WSU

**Rushing (Rush, Yds TD):** Galvin (12-73-1), Winston (13-34-0)

**Passing (C-A-I-Yds-TD):** Lobbestael (15-37-0-155-0)

**Receiving (Rec-Yds TD):** Wilson (7-85-0), Galvin (3-22-0), Karstetter (2-26-0)

**Defense (Tackles Big Plays):** Toomer (10, TFL), Hoffman-Ellis (9),  
Bucannon (8, FF), Long (7, 2 TFL, Sack)

### CAL

**Rushing (Rush, Yds TD):** Sofele (23-138-1), Anderson (4-51-1),  
Kapp (1-43-1), Manuel (7-29-0)

**Passing (C-A-I-Yds-TD):** Maynard (10-17-0-118-1)

**Receiving (Rec-Yds TD):** Allen (8-85-0), Jones (2-19-0), Miller (1-19-1)

**Defense (Tackles Big Plays):** Campbell (8), Hill (6, PBU),  
Whiteside (6, 2 TFL, Sack, PBU), Kendricks (6 TFL)

# GAME 10 SUMMARY

## at CAL 23, OREGON STATE 6

Nov. 12, 2011 • TV: CSNCA/ROOT • Attendance: 39,602

**SAN FRANCISCO** — Isi Sofele rushed for a career-high 190 yards and one touchdown, quarterback Zach Maynard threw for one score and ran for another, and California beat Oregon State, 23-6.

The win, the Golden Bears' third in four games, makes them bowl eligible after sitting out the postseason last year. It also snapped Cal's four-game losing streak to the Beavers.

Backup running back C.J. Anderson ran for 96 yards and wide receiver Michael Calvin, a fifth-year senior, caught his first career touchdown for the Bears.

Sofele, whose previous high of 138 yards was set in last week's win over Washington State, easily eclipsed that mark while anchoring a ground game that dominated the Beavers.

Cal outgained Oregon State, 296-27, on the ground and held the ball for more than 36 minutes while beating the Beavers for the first time since Sept. 30, 2006.

Sofele had a 29-yard touchdown run negated by a holding penalty, and Anderson had scoring runs of 44 and 19 yards wiped out by yellow flags.

Safety D.J. Campbell intercepted a deflected pass thrown by Sean Mannion at the Bears 4-yard line to stop one drive, safety Sean Cattouse recovered a fumble at the 3 and linebacker Mychal Kendricks picked off a Mannion pass with 45 seconds left to end the Beavers' night.

Maynard got off to a shaky start before he got the Bears rolling with a pair of long scoring drives.

After Oregon State punted and pinned the Bears at their own 9-yard line, Sofele got them out of the hole quickly with a 56-yard burst up the middle on a trap play. Sofele ran twice more for 14 yards and Maynard completed one pass and took a sack before finding Calvin for a 19-yard touchdown.

Maynard later directed a 16-play, 96-yard scoring march that just over nine minutes off the clock.

Cal overcame three penalties on the drive, including back-to-back false start calls inside the Beavers 10-yard line, but got a big break when Oregon State linebacker Rusty Fernando hit Keenan Allen in the back of the head with his forearm after Allen had been stopped well short of the end zone on a third-and-goal play.

That gave the Bears an automatic first down, and Maynard made it pay off when he scampered into the end zone on a keeper around the left side to make it 14-3.

### NOTES

- The win snapped Cal's four-game losing streak against Oregon State. The Golden Bears are 3-7 against the Beavers in the Jeff Tedford era. Cal holds a 34-30 lead in the all-time series that began in 1905. Including the win in the 2008 Emerald Bowl at AT&T Park, Tedford now claims an all-time record of 5-1 at AT&T Park.
- Cal had two 90-plus-yard scoring drives in the game, including Cal's longest drive of the season (16-96-9:05). They were Cal's fourth and fifth 90-plus-yard drives in 2011.
- Isi Sofele rushed for a career high in rushing yards in the second straight game, this time for 190 yards, including a career-high 56-yard run in the first quarter. He broke 1,000 yards on the season, becoming Cal's ninth 1,000-yard rusher in the past 10 years. He currently has 1,029 yards on the season. That 56-yard run was also Cal's longest run of the season. He also notched his eighth touchdown of the season and topped 100 yards for the fourth time in 2011.
- This is the third time Cal has rushed for over 200 yards as a team this season, and for the second consecutive game. Last week, Cal rushed for 292 yards against Washington State along with tonight's 296. The last time the Bears ran for 200 yards in back-to-back games was in 2009 at UCLA (289) and vs. Washington State (309).
- C.J. Anderson posted his career-best rushing total of 96 yards. He also notched his third career catch for a career-high 22 yards.
- The six points allowed were the fewest allowed by Cal all season.
- Keenan Allen finished the night with three catches for 29 yards. Allen moved up on Cal's single-season top-10 lists in two categories - receptions (78, 3rd) and yards (1,103, 3rd). He also extended his streak of consecutive games with a catch to 21, all his games at Cal.
- Marvin Jones extended his streak of games with at least one catch to 35 consecutive contests. Jones is Cal's active career leader in receptions (140), receiving yards (2,076) and receiving touchdowns (13). The 140 receptions rank eighth all-time in school history and the 2,076 receiving yards rank 10th all-time at Cal.
- Michael Calvin's 19-yard touchdown reception from Zach Maynard was the first touchdown of his career.
- D.J. Campbell garnered his second career interception on a deflected pass in the third quarter. His first INT came at Oregon.
- Sean Cattouse picked up his second career fumble recovery in the fourth quarter. His other fumble recovery came at Washington.
- With his field goal and two extra points, Giorgio Tavecchio has 227 career points that ranks eighth all time at Cal, surpassing Chuck Muncie (224). Tavecchio has been good on 13 of his 16 field goal attempts this season after going one-for-one on Saturday.

Score by Quarters	1	2	3	4	OT	Score
Oregon State	3	3	0	0	-	6
California	7	7	6	3	-	23

### SCORING SUMMARY

Qtr	Time	Scoring Play, Drive	V-H
1st	10:45	OSU — Romaine 32 yd field goal, 8-34 4:15	3-0
	1:02	CAL — Calvin, 19 yd pass from Maynard (Tavecchio kick) 6-91 3:16	3-7
2nd	1:06	CAL — Maynard, 5 yd run (Tavecchio kick) 16-96 9:01	3-14
	0:02	OSU — Romaine 46 yd field goal, 7-43 1:00	6-14
3rd	10:01	CAL — Sofele 20 yd run (Tavecchio kick) 11-75 4:55	6-20
4th	2:23	CAL — Tavecchio 32 yd field goal, 15-82 8:58	6-23

### TEAM STATISTICS

	OSU	CAL
FIRST DOWNS	18	24
NET YARDS RUSHING	31	296
NET YARDS PASSING	239	128
Completions-Attempts-Int	26-40-2	13-19-1
TOTAL OFFENSE YARDS	270	424
Total Offense Plays	61	65
Average Gain Per Play	4.4	6.5
Fumbles: Number Lost	1-1	0-0
Penalties: Number-Yards	6-59	15-130
PUNTS-YARDS	3-123	3-118
Average Yards Per Punt	41.0	39.3
KICKOFFS-YARDS	3-175	5-307
Punt Returns: Number-Yards-TD	1-1-0	0-0-0
Kickoff Returns: Number-Yards-TD	5-119-0	1-23-0
Interceptions: Number-Yards-TD	1-6-0	2-30-0
Fumble Returns: Number-Yards-TD	0-0-0	0-0-0
Miscellaneous Yards	0	0
Possession Time	23:36	36:24
Third-Down Conversions	3 of 11	5 of 11
Fourth-Down Conversions	0 of 1	0 of 0
Red-Zone Scores-Chances	1-3	4-4
Touchdowns	0-3	3-4
Field Goals	1-3	1-4
Sacks By: Number-Yards	2-9	2-19
PAT Kicks	0-0	2-3
Field Goals	2-2	1-1

### INDIVIDUAL STAT LEADERS

#### OSU

**Rushing (Rush, Yds TD):** Wheaton (3-15-0), Stevenson (6-13-0)

**Passing (C-A-I-Yds-TD):** Mannion (25-39-2-243-0)

**Receiving (Rec-Yds TD):** Rodgers (6-72-0), Jenkins (5-34-0), Wheaton (4-50-0)

**Defense (Tackles Big Plays):** Reynolds (10, TFL), Watkins (10), Crichton (8, TF), Poyer (7)

#### CAL

**Rushing (Rush, Yds TD):** Sofele (23-193-1), Anderson (14-96-0), Maynard (6-13-1)

**Passing (C-A-I-Yds-TD):** Maynard (13-19-1-128-1)

**Receiving (Rec-Yds TD):** Allen (3-29-0), Jones (3-23-0), Calvin (2-32-1)

**Defense (Tackles Big Plays):** Kendricks (10, INT, TFL), Holt (10, TFL, PBU), Williams (7, 2 PBU), Cattouse (6, TFL, FR, PBU)

# GAME 11 SUMMARY

## AT STANFORD 31, CAL 28

Nov. 19, 2011 • TV: ESPN • Attendance: 50,360

**STANFORD** – Zach Maynard finished with 280 yards passing and two touchdown throws for the Golden Bears, but Cal fell short to Stanford, 31-28, in a rain-soaked Big Game.

The Golden Bears faced the Cardinal for the 114th edition of the Bay Area rivalry. Cal scored 15 points in the fourth quarter, including a C.J. Anderson 1-yard touchdown with 14 seconds left. But Stanford recovered the onside kick to clinch the contest.

Andrew Luck threw for 257 yards and two touchdowns, and No. 8 Stanford survived a shaky start, overcoming an early interception by Cal cornerback Steve Williams. Luck tossed scores to Levine Toilolo and Ryan Hewitt.

With a steady stream of rain falling, Luck connected with Toilolo for a 4-yard touchdown on the opening drive of the third quarter to extend the Cardinal's lead to 21-13. Stanford quickly got the ball back.

Luck found Toilolo for a 41-yard gain and finished off the drive with a 10-yard touchdown pass to fullback Hewitt to put Stanford in front 28-13.

In the fourth quarter, Maynard led a 68-yard drive ending with a three-yard TD pass to Spencer Hagan on third down. After a 2-point conversion on a pass to Marvin Jones, Cal cut Stanford's lead to 28-21 with 10:53 left.

Stanford grinded out 7:40 with a 14-play, 57-yard drive with a series of short runs and passes.

Jordan Williamson, who missed a 33-yard field goal wide left in the first half, kicked a 35-yard field to give the Cardinal a two-score cushion.

That proved pivotal when Anderson's TD run for the Bears with 14 seconds left pulled Cal within 31-28. But Stanford tight end Coby Fleener recovered the onside kick.

Stanford recovered Maynard's wayward pitch back on the game's opening drive and took over at its own 37. Three plays later, freshman Ty Montgomery took a reverse and sprinted 34 yards down the sideline to put the Cardinal ahead 7-0.

Williams stepped in front of a falling Montgomery to intercept Luck's pass midway through the first quarter and return it 49 yards for a score that was called back because of an illegal block in the back.

But three plays later, Maynard found Keenan Allen for a 17-yard TD pass and a 10-7 Bear advantage. Giorgio Tavecchio kicked his second field goal of the game from 19 yards to give Cal a 13-7 lead in the second quarter.

Isi Sofele rushed for 96 yards on 21 attempts for the Bears, while Sean Cattouse and Mychal Kendricks each tallied a game-high-tying 13 tackles. Kendricks added 2.5 tackles for loss for -18 yards and a sack for -14. Cattouse had a tackle for loss (-2 yards) and a pass breakup.

### NOTES

- With tonight's Stanford victory, the Cardinal improved their lead in The Big Game all-time series to 57-46-11. Jeff Tedford is now 7-3 all time in The Big Game.
- Isi Sofele rushed 21 times for 96 yards. The Bears are 6-1 when Sofele carries the ball at least 18 times. In addition, Sofele has posted at least 74 yards on the ground in 10 of the 11 games this season.
- With his six receptions for 97 yards, Keenan Allen moved up to second on Cal's single-season list in receiving yards with an even 1,200 yards, surpassing Dameane Douglas (1,150 - 1998) for second. Geoff McArthur (1,504 - 2003) is the leader. Allen remained in third on Cal's single-season receptions list, now with 84, and is just one shy of tying McArthur for second. Allen also posted his sixth touchdown of the season (11th of his career), and extended his streak of consecutive games with a catch to 22, all his games at Cal.
- Marvin Jones extended his streak of games with at least one catch to 36 consecutive contests. Jones is Cal's active career leader in receptions (143), receiving yards (2,128) and receiving touchdowns (13). The 143 receptions and the 2,128 receiving yards both rank eighth all-time at Cal.
- C.J. Anderson punched in a one-yard touchdown, good for his sixth score of the season. He also garnered a career-high 73 receiving yards, including a career-high 39-yarder.
- Zach Maynard completed 20 of his 30 passes for 280 yards and two touchdown passes.
- Spencer Hagan boasted his second career touchdown in the fourth quarter. His first touchdown came against Presbyterian.
- Steve Williams garnered his third career interception, second of this season, in the first quarter that led to Cal's first touchdown of the game. Williams' other INT came against Fresno State.
- Mychal Kendricks notched his second sack of the season, part of his season-high-tying 2.5 tackles for loss. Kendricks had 13 tackles in all, same as Sean Cattouse and that was a season-high in tackles for him. Cattouse notched his career-high mark in tackles with 15 in the 2010 Big Game. D.J. Holt also chipped in nine tackles.
- Giorgio Tavecchio has been good on 15 of his 18 field goal attempts this season after going two-for-two on Saturday. He is the first Cal kicker to make 15 field goals since Tom Schneider in 2006. Tyler Fredrickson also had 15 in 2003. The last kicker with more was Mark Jensen with 19 in 2002. Tavecchio has 235 career points that ranks eighth all time at Cal.

Score by Quarters	1	2	3	4	OT	Score
California	10	3	0	15	-	28
Stanford	7	7	14	3	-	31

### SCORING SUMMARY

Qtr	Time	Scoring Play, Drive	V-H
1st	13:42	STAN – Montgomery, 34 yd run (Williamson, kick) 3-63 0:40	0-7
	7:12	CAL – Tavecchio 25 yd field goal, 13-67 6:25	3-7
	5:53	CAL – Allen, 17 yd pass from Maynard, (Tavecchio, kick) 3-19 0:51	10-7
2nd	10:40	CAL – Tavecchio, 19 yd field goal, 13-81 6:45	13-7
	7:10	STAN – Gaffney 6 yd run (Williamson, kick) 10-78 3:22	13-14
3rd	10:12	STAN – Toilolo 4 yd pass from Luck (Williamson, kick) 9-68 4:42	13-21
	5:42	STAN – Hewitt 10 yd pass from Luck (Williamson kick) 6-78 2:53	13-28
4th	10:53	CAL – Hagan 3 yd pass from Maynard (Jones pass from Maynard) 6-68 2:32	21-28
	3:07	STAN – Williamson 35 yd field goal, 14-57 7:40	21-31
	0:14	CAL – Anderson 1 yd run (Tavecchio kick) 10-74 2:48	28-31

### TEAM STATISTICS

	CAL	STAN
FIRST DOWNS	23	23
NET YARDS RUSHING	85	148
NET YARDS PASSING	280	257
Completions-Attempts-Int	20-30-0	20-30-1
TOTAL OFFENSE YARDS	365	405
Total Offense Plays	64	66
Average Gain Per Play	5.6=7	6.1
Fumbles: Number Lost	2-2	0-0
Penalties: Number-Yards	7-73	7-66
PUNTS-YARDS	2-87	2-80
Average Yards Per Punt	43.5	44.0
KICKOFFS-YARDS	5-327	6-377
Punt Returns: Number-Yards-TD	1-2-0	0-0-0
Kickoff Returns: Number-Yards-TD	5-103-0	5-108-0
Interceptions: Number-Yards-TD	1-45-0	0-0-0
Fumble Returns: Number-Yards-TD	0-0-0	0-0-0
Miscellaneous Yards	0	0
Possession Time	29:11	30:49
Third-Down Conversions	6 of 11	8 of 14
Fourth-Down Conversions	0 of 1	0 of 1
Red-Zone Scores-Chances	5-5	4-5
Touchdowns	3-5	3-5
Field Goals	2-5	1-5
Sacks By: Number-Yards	2-16	3-14
PAT Kicks	2-2	4-4
Field Goals	2-2	1-2

### INDIVIDUAL STAT LEADERS

#### CAL

**Rushing (Rush, Yds TD):** Sofele (21-96-0), Anderson (4-2-1)

**Passing (C-A-I-Yds-TD):** Maynard (20-30-0-280-2)

**Receiving (Rec-Yds TD):** Allen (6-97-1), Anderson (3-71-0), Jones (3-52-0)

**Defense (Tackles Big Plays):** Cattouse (13, PBU, TFL), Kendricks (13, 2.5 TFL, SACK), Holt (9, TFL)

#### STAN

**Rushing (Rush, Yds TD):** Taylor (17-45-0), Gaffney (6-40-1), Montgomery (1-34-1)

**Passing (C-A-I-Yds-TD):** Luck (20-30-1-257-2)

**Receiving (Rec-Yds TD):** Hewitt (7-64-1), Fleener (4-64-0), Toilolo (3-50-1)

**Defense (Tackles Big Plays):** Tarpley (8, PBU, TFL), Howell (7, FR), Thomas (7), Lancaster (5, TFL, SACK), Gardner (5, TFL, SACK)



# GAME 12 SUMMARY

## CAL 47, AT ARIZONA STATE 38

Nov. 25, 2011 • TV: ESPN • Attendance: 52,350

**TEMPE** – California closed out the regular season with a 47-38 win over Arizona State, ensuring its ninth winning season in 10 years.

Cal rolled over Arizona State's defense from the start, racking up 484 total yards and scoring on nine of 12 drives.

C.J. Anderson had touchdown runs of 1 and 3 yards, and scored on a 74-yard pass. Isi Sofele ran for 145 yards and another score, and Giorgio Tavecchio hit four field goals.

Zach Maynard threw for 241 yards and a touchdown and ran for another score.

The Cal defense forced four turnovers.

Cal scored on its first three possessions: a 48-yard field goal by Tavecchio, an 18-yard run by Sofele and a 16-yard run by Maynard that put the Bears up 17-7 in the first quarter.

The Bears went up 27-14 late in the second quarter on a 1-yard run by Anderson and a 27-yard field goal by Tavecchio.

Arizona State rallied quickly, though, scoring twice in 29 seconds to end the half. The Sun Devils extended their lead to 31-27 on Alex Garoutte's 47-yard field goal early in the third quarter but Cal took the lead for good on a three-yard run by Anderson, then extended its lead to 41-31 on Anderson's 74-yard catch-and-run. Maynard set up the long play by scrambling left to draw the defense in, then flipped over the top to Anderson, who took care of the last 60-or-so yards on his own.

Following an ASU touchdown, on their next drive, Marshall fumbled the ball back to Cal. Tavecchio followed with a 30-yard field goal to give the Bears a nine-point lead with just over three and half minutes left. Josh Hill sealed it by intercepting Osweiler at Cal's 12 with just over 2 minutes left, giving Cal its third win in four games to close out the season.

Sofele passed Shane Vereen (1,167, 2010), Russell White (1,177, 1991), Adimchinobe Echemandu (1,195, 2003) and Marshawn Lynch (1,246, 2005). Next up on the Cal chart is Lynch with 1,356 yards in 2006.

With his 5 receptions for 61 yards, Keenan Allen currently stands second on Cal's single-season list in receiving yards with 1,261 yards. Geoff McArthur (1,504, 2003) is Cal's all-time leader. Allen passed McArthur on Cal's single-season receptions list, now with 90.

### NOTES

- Isi Sofele rushed 21 times for 145 yards. The Bears are 7-1 when Sofele carries the ball at least 18 times. He notched his ninth touchdown of the season in the first quarter and moved into sixth all-time at Cal in single-season rushing yards with 1,270. On Saturday, Sofele passed Shane Vereen (1,167, 2010), Russell White (1,177, 1991), Adimchinobe Echemandu (1,195, 2003) and Marshawn Lynch (1,246, 2005). Next up on the Cal chart is Lynch with 1,356 yards in 2006.
- With his 5 receptions for 61 yards, Keenan Allen currently stands second on Cal's single-season list in receiving yards with 1,261 yards. Geoff McArthur (1,504, 2003) is Cal's all-time leader. Allen passed McArthur on Cal's single-season receptions list, now with 90. He extended his streak of consecutive games with a catch to 23.
- Marvin Jones extended his streak of games with at least one catch to 37 consecutive contests. Jones is Cal's active career leader in receptions (148), receiving yards (2,182) and receiving touchdowns (13).
- Zach Maynard completed 19 of his 26 passes for 237 yards and 1 touchdown. He also ran for his fourth touchdown of the season, good for 16 yards. Maynard moved up on Cal's all-time list in total offense (2,959 yards, 4th) and passing yards (2,802, 6th).
- C.J. Anderson had a big night, scoring three touchdowns, the first Cal player to do so this season. He punched in a one-yard touchdown, scored again in the third quarter, good for his seventh and eighth rushing scores of 2011, and hauled in a career-high 74-yard touchdown reception from Zach Maynard. It was his first career multi-touchdown game.
- After scoring on their final two possessions last week at Stanford, the Bears scored on their first three possessions against Arizona State, giving Cal a season-high five straight scoring drives (four touchdowns, one field goal).
- Mychal Kendricks secured his seventh career fumble recovery this season (second of 2011). The fumble was forced by Trevor Guyton, the third his career and second this season.
- Marc Anthony picked off his first pass in 2011 (third of his career) and returned it 14 yards. Anthony's last INT came against Washington last season.
- Giorgio Tavecchio has been good on 19 of his 22 field goal attempts this season after going 4-for-4 on Friday. The last kicker with more field goals in a season was Mark Jensen with 19 in 2002.
- The 28 points scored by ASU in the first half were the most Cal has allowed in any first half this season. With the Bear's 27 points, the teams combined for 55 first-half points. The last time this happened was on Oct. 17, 2009, when Cal led UCLA, 35-20 at the half.
- The 85 combined points were the most in a Cal game in 2011, the most since 83 combined points were scored on Sept. 17, 2010, at Nevada (Nevada 52-31).

Score by Quarters	1	2	3	4	OT	Score
California	17	10	14	6	-	47
Arizona State	7	21	10	0	-	38

### SCORING SUMMARY

Qtr	Time	Scoring Play, Drive	V-H
1st	12:26	CAL – Tavecchio 48 yd field goal 6-44, 2:34	3-0
	7:50	ASU – Marshal 1 yd run (Garoutte kick), 11-80, 4:29	3-7
	5:56	CAL – Sofele, 18 yd run (Tavecchio, kick), 6-71, 1:46	10-7
	5:18	CAL – Maynard 16 yd run (Tavecchio kick), 1-31, 0:15	17-7
2nd	14:54	ASU – Pflugrad 17 yd pass from Osweiler (Garoutte kick), 10-80, 5:17	17-14
	4:49	CAL – Anderson 1 yd run (Tavecchio, kick), 9-71, 4:20	24-14
	2:59	CAL – Tavecchio 27 yd field goal, 4-6, 1:36	27-14
	1:02	ASU – Ross 35 yd pass from Osweiler (Garoutte kick), 6-66, 1:59	27-21
	0:33	ASU – Kohl 4 yd pass from Osweiler (Garoutte kick) 3-30, 0:19	27-28
3rd	12:15	ASU – Garoutte 47 yd field goal, 7-38, 2:36	27-31
	9:02	CAL – Anderson 3 yd run (Tavecchio, kick), 7-77, 3:06	34-31
	2:53	CAL – Anderson 74 yd pass from Maynard (Tavecchio kick), 3-80, 1:36	41-31
	0:07	ASU – Marshall 24 yd run (Garoutte kick), 6-65, 2:37	41-38
4th	9:08	CAL – Tavecchio 19 yd field goal, 13-69, 5:52	44-38
	3:32	CAL – Tavecchio 30 yd field goal, 9-74, 5:21	47-38

### TEAM STATISTICS

	CAL	ASU
FIRST DOWNS	25	22
NET YARDS RUSHING	243	213
NET YARDS PASSING	237	264
Completions-Attempts-Int	19-26-0	21-37-2
TOTAL OFFENSE YARDS	484	477
Total Offense Plays	66	69
Average Gain Per Play	8.9	7.1
Fumbles: Number Lost	3-1	2-2
Penalties: Number-Yards	5-60	11-121
PUNTS-YARDS	2-98	2-102
Average Yards Per Punt	49.0	51.0
KICKOFFS-YARDS	10-609	7-421
Punt Returns: Number-Yards-TD	0-0-0	0-0-0
Kickoff Returns: Number-Yards-TD	6-105-0	8-189-0
Interceptions: Number-Yards-TD	2-14-0	0-0-0
Fumble Returns: Number-Yards-TD	1-33-0	0-0-0
Miscellaneous Yards	0	0
Possession Time	33:03	26:57
Third-Down Conversions	5 of 11	6 of 12
Fourth-Down Conversions	0 of 0	2 of 2
Red-Zone Scores-Chances	7-7	4-4
Touchdowns	4-7	3-4
Field Goals	3-7	1-4
Sacks By: Number-Yards	1-11	0-0
PAT Kicks	5-5	5-5
Field Goals	4-4	1-1

### INDIVIDUAL STAT LEADERS

#### CAL

**Rushing (Rush, Yds TD):** Sofele (21-145-1), Anderson (10-48-2), Maynard (5-40-1)

**Passing (C-A-I-Yds-TD):** Maynard (19-26-0-237-1)

**Receiving (Rec-Yds TD):** Allen (5-61-0), Jones (5-54-0), Anderson (1-74-1)

**Defense (Tackles Big Plays):** Williams (8, TFL, PBU), Kendricks (8, 2TFL, SACK, FR), Coleman (6)

#### ASU

**Rushing (Rush, Yds TD):** Marshall (23-157-2), Miles (3-36-0)

**Passing (C-A-I-Yds-TD):** Osweiler (21-37-2-264-3)

**Receiving (Rec-Yds TD):** Ross (5-108-1), Robinson (3-56-0), Pflugrad (2-33-1)

**Defense (Tackles Big Plays):** Aaron (8, 2TFL, FF), Parker (7, FF), Lyons (6, TFL)

# CAL-TEXAS SERIES HISTORY

## AT TEXAS 33, CAL 0

OCTOBER 3, 1959

In the first-ever meeting between Cal and Texas, the Longhorns shut out the Golden Bears at Memorial Stadium in Austin, Texas.

The Longhorns jumped out to an early 13-0 lead in the first quarter, and never looked back.

The most dominating stat in the game was the team rushing total. Texas outrushed Cal, 395-111. The Longhorns had three running backs gain at least 50 yards, while no Bear hit the 50-yard mark. Three of the Texas touchdowns came on rushing plays of 40 yards or more - 42, 44, 40.

## TEXAS 28, AT CAL 3

SEPTEMBER 23, 1961

Two years after their first meeting was a lop-sided affair in Austin, Texas, Cal did not produce any better results in the second meeting, and first at Memorial Stadium in Berkeley.

Texas got on the board first with a one-yard touchdown run in the first quarter. Unlike the first meeting, the Bears avoided a shutout with a 23-yard field goal in the second quarter. The field goal cut the deficit to four, which it remained at the half.

The Longhorns increased their lead with a 29-yard touchdown run in the third quarter, and later iced the game with back-to-back touchdown passes.

The story of the game was similar to the first meeting, Texas pounded Cal running the ball, outgaining them on the rush, 304-55. Texas' leading rusher, Jerry Cook, carried the ball 13 times for 110 yards.

## TEXAS 17, AT CAL 0

SEPTEMBER 20, 1969

Eight years after the previous meeting, Texas returned to Berkeley and swept the Bears for the second time in the series.

The continuing trend in this series, Texas beat Cal with the ground attack. The Longhorns scored both of their touchdowns on running plays in the first half, and later added a field goal in the third quarter.

Four Texas rushers registered at least 50 yards on the ground. In this contest, Cal was able to get the running game working for itself, as well, with two rushers (Gary Fowler and Robert Darby) garnering 83 and 62 yards, respectively, on the ground.

Texas would go on to win the national championship that season.

## AT TEXAS 56, CAL 15

SEPTEMBER 19, 1970

The most-recent contest in this series also had the most scoring. Cal boasted its highest scoring total against Texas with 15 points, all coming in the fourth quarter.

The Bears stopped a streak of seven unmatched Longhorn scoring drives with a 33-yard touchdown pass in the fourth quarter that was later followed by a two-yard run to give Cal its first two touchdowns in the series.

Still, the Bears were no match for the defending national champion Longhorns who boasted eight rushing touchdowns in the game.

Texas finished with 443 net rushing yards to Cal's 116. The Bears did top the Longhorns through the air with 240 passing yards to 113 for Texas.

Steve Sweeney hauled in seven receptions for 94 yards for Cal, while the Bears' quarterback, Isaac Curtis, completed 11 of 15 passes for 174 yards and a touchdown.



## SERIES HISTORY

### TEXAS LEADS SERIES, 4-0

10/3/59	..... L .....	31-22	..... A
9/23/61	..... L .....	21-35	..... H
9/20/69	..... L .....	29-38	..... H
9/19/70	..... L .....	7-35	..... A

## SERIES NOTES

Points for Cal – 18

Points for Texas – 134

Most Points, Cal – 15 (1970)

Most Points, Texas – 56 (1970)

Largest Margin, Cal – 0

Largest Margin, ASU – 41 (1970)

Longest Win Streak, Cal – 0

Longest Win Streak, Texas – 4 (1959, 61, 69, 70)

Current Win Streak – Texas – 4 (1959, 61, 69, 70)

- Cal played Texas in 1969, the year the Longhorns won the national championship. The following year was the last time Cal and Texas played each other. The Longhorns were No. 1 in the nation before losing to Notre Dame in the Cotton Bowl

- The Bears only scored a combined three points in the first three meetings of the series. They notched 15 points in the final meeting in 1970

- In 2004, Texas received an at-large bid to the Rose Bowl over the 10-1 Bears who had suffered one loss that season to Pac-10 and eventual national champion USC. Texas won the Rose Bowl over Michigan, while Cal lost in the Holiday Bowl to Texas Tech

- This is Cal's third Holiday Bowl appearance in school history. All three meetings have been against teams from the state of Texas – Texas Tech (2004), Texas A&M (2006), Texas (2011).

# THE LAST TIME

## CALIFORNIA TEAM

Kickoff Return for TD ..... 88, Brendan Bigelow vs. Presbyterian, Sept. 17, 2011  
Punt Return for TD ..... 17, Chris Conte vs. Arizona State, Oct. 23, 2010  
Interception Return for TD ..... 32, Josh Hill vs. Utah, Oct. 22, 2011  
Fumble Return for TD ..... 19, Trevor Guyton vs. Fresno State, Sept. 3, 2011  
Scored 50+ Points ..... 63, vs. Presbyterian, Sept. 17, 2011  
Back-To-Back 50+ Points ..... 52 vs. UC Davis/52 vs. Colorado, Sept. 4-11, 2010  
Shutout at home ..... vs. Arizona, Oct. 1, 2005 (28-0)  
Shutout on road ..... at Arizona, Oct. 23, 2004 (38-0)  
Shutout on road (Pac-10) ..... at Arizona, Oct. 23, 2004 (38-0)  
Overtime Game ..... at Colorado, Sept. 10, 2011 (36-33)  
300+ yards rushing ..... 304, vs. UCLA, Oct. 9, 2010  
400+ yards rushing ..... 431, vs. Washington, Dec. 6, 2008  
<25 yards rushing ..... 23, at Oregon State, Oct. 30, 2010  
300+ yards passing ..... 321, at Oregon, Oct. 6, 2011  
400+ yards passing ..... 423, at Maryland, Sept. 13, 2008  
500+ yards passing ..... 503, vs. Arizona (4ot), Nov. 2, 2006  
<100 yards passing ..... 92, vs. Washington, Nov. 27, 2010  
500+ yards total offense ..... 581, vs. Presbyterian, Sept. 17, 2011  
600+ yards total offense ..... 611, vs. New Mexico State, Sept. 11, 2004  
<200 yards total offense ..... 193, vs. Oregon, Nov. 13, 2010  
<150 yards total offense ..... 130, at Stanford, Nov. 20, 1999  
Beat a Top 20 team at home ..... vs. No. 18 Arizona, Nov. 14, 2009 (24-16)  
Beat a Top 15 team at home ..... vs. No. 15 Tennessee, Sept. 1, 2007 (45-31)  
Beat a Top 10 team at home ..... vs. No. 3 USC, Sept. 27, 2003 (34-31, 3ot)  
Beat a Top 5 team at home ..... vs. No. 3 USC, Sept. 27, 2003 (34-31, 3ot)  
Beat a Top 20 team on the road ..... at No. 14 Stanford, Nov. 21, 2009 (34-28)  
Beat a Top 15 team on the road ..... at No. 14 Stanford, Nov. 21, 2009 (34-28)  
Beat a Top 10 team on the road ..... at No. 10 Indiana, Nov. 27, 1969 (17-14)  
Beat a Top 5 team on the road ..... at No. 3 Stanford, Nov. 24, 1951 (20-7)  
Forced 4 or more turnovers ..... 4, at Arizona State, Nov. 25, 2011  
Forced 5 or more turnovers ..... 5, vs. Colorado, Sept. 11, 2010  
Had 4 or more interceptions ..... 4, at UCLA, Oct. 29, 2011  
Had 5 or more interceptions ..... 5, vs. Washington, Oct. 21, 2006  
Had 0 TO ..... vs. Utah, Oct. 22, 2011

## CALIFORNIA INDIVIDUAL RUSHING

Rushed for 200+ yards ..... 311, Jahvid Best vs. Washington, Dec. 6, 2008  
Had a run of 50+ yards ..... 50, Shane Vereen at Washington, Dec. 5, 2009  
Had a run of 75+ yards ..... 93, Jahvid Best at UCLA, Oct. 17, 2009  
Had 30+ rushing attempts ..... 42, Shane Vereen at Stanford, Nov. 21, 2009  
Had 35+ rushing attempts ..... 42, Shane Vereen at Stanford, Nov. 21, 2009  
Had 40+ rushing attempts ..... 42, Shane Vereen at Stanford, Nov. 21, 2009  
Had 3+ TD rushes ..... 3, Shane Vereen at Stanford, Nov. 21, 2009  
Had 4+ TD rushes ..... 5, Jahvid Best at Minnesota, Sept. 19, 2009  
Had 5+ TD rushes ..... 5, Jahvid Best at Minnesota, Sept. 19, 2009

## CALIFORNIA INDIVIDUAL PASSING

Passed for 300+ yards ..... 349, Zach Maynard at Washington, Sept. 24, 2011  
Passed for 350+ yards ..... 423, Kevin Riley at Maryland, Sept. 13, 2008  
Passed for 400+ yards ..... 423, Kevin Riley at Maryland, Sept. 13, 2008  
Passed for 500+ yards ..... 503, Pat Barnes vs. Arizona, Nov. 2, 1996 (4ot)  
Had 30+ completions ..... 33, Kevin Riley at Maryland, Sept. 13, 2008  
Had 50+ attempts ..... 58, Kevin Riley at Maryland, Sept. 13, 2008  
Completed a pass of 50+ yards 74, Maynard to Anderson at Arizona State, Nov. 25, 2011  
Completed a pass of 75+ yards 90, Maynard to Allen, at Washington, Sept. 24, 2011  
Had 4+ TD passes ..... 4, Zach Maynard at Colorado, Sept. 10, 2011

## CALIFORNIA INDIVIDUAL RECEIVING

Had 10+ receptions ..... 13, Keenan Allen vs. USC, Oct. 13, 2011  
Had 100+ yards receiving ..... 160, Keenan Allen vs. USC, Oct. 13, 2011  
Had 150+ yards receiving ..... 160, Keenan Allen vs. USC, Oct. 13, 2011  
Had 3+ TD catches ..... 3, DeSean Jackson vs. Minnesota, Sept. 9, 2006

## CALIFORNIA INDIVIDUAL DEFENSE

Had 15+ tackles ..... 15.0, Sean Cattouse vs. Stanford, Nov. 20, 2010  
Had 20+ tackles ..... 22.0, Jerrold Willard vs. USC, Oct. 30, 1993  
Had 2+ interceptions ..... 2, Sean Cattouse vs. Presbyterian, Sept. 17, 2011  
Had 5+ tackles for loss ..... 5, Tully Banta-Cain vs. New Mexico State, Sept. 7, 2002  
Had 4+ sacks ..... 4.5, Tully Banta-Cain vs. New Mexico State, Sept. 7, 2002  
Blocked a punt ..... Richard Rodgers, vs. Presbyterian, Sept. 17, 2011  
Blocked a field goal ..... Rulon Davis at Washington State, Sept. 6, 2008  
Cal recorded a safety ..... Team vs. Oregon, Nov. 1, 2008

## CALIFORNIA INDIVIDUAL MISCELLANEOUS

Scored 4+ TDs ..... 5, Jahvid Best at Minnesota, Sept. 19, 2009  
Punted the ball 70+ yards ..... 71, Bryan Anger vs. Stanford, Nov. 20, 2009  
Kicked a 50+ yard FG ..... 54, Giorgio Tavecchio at Oregon, Oct. 6, 2011  
Made 3+ FG ..... 4, Giorgio Tavecchio at Arizona State, Nov. 25, 2011  
Returned a bkld FG for a TD ..... Zack Follett @ Washington State, Sept. 6, 2008 (65 yards)  
Returned PAT for a score ..... Wendell Hunter at Southern Miss, Dec. 6, 2004 (blocked kick)  
Returned a bkld punt for a TD ..... Chris Conte vs. Arizona State, Oct. 23, 2010 (17 yards)

## OPPONENT TEAM

Kickoff Return for TD ..... 86, James Rodgers at Oregon State, Nov. 15, 2008  
Punt Return for TD ..... 64, Cliff Harris vs. Oregon, Nov. 13, 2010  
Interception Return for TD ..... 29, Justin Bethel vs. Presbyterian, Sept. 17, 2011  
Scored 50+ Points ..... 52, at Nevada, Sept. 17, 2010  
Shutout by at home ..... vs. Arizona State, Sept. 25, 1982 (15-0)  
Shutout by at home (Pac-10) ..... vs. Arizona State, Sept. 25, 1982 (15-0)  
Shutout by on road ..... at Nebraska, Sept. 11, 1999 (45-0)  
Shutout by on road (Pac-10) ..... at USC, Oct. 22, 1994 (61-0)  
Rushed for 300+ yards ..... 365, at Oregon, Oct. 6, 2011  
Rushed for <25 yards ..... 13, vs. Utah, Oct. 22, 2011  
Passed for 300+ yards ..... 474, at Colorado, Sept. 10, 2011  
Passed for 400+ yards ..... 474, at Colorado, Sept. 10, 2011  
Passed for <100 yards ..... 28, vs. Presbyterian, Sept. 17, 2011  
Had 500+ yards total offense ..... 563, at Oregon, Oct. 6, 2011  
Had 600+ yards total offense ..... 602, at USC, Oct. 16, 2010  
Had <200 yards total offense ..... 178, vs. Utah, Oct. 22, 2011  
Had <150 yards total offense ..... 48, vs. Presbyterian, Sept. 17, 2011  
Forced 4 or more turnovers ..... 5, at UCLA, Oct. 29, 2011  
Forced 5 or more turnovers ..... 5, at UCLA, Oct. 29, 2011  
Had 4 or more interceptions ..... 4, vs. UCLA, Oct. 25, 2008  
Had 5 or more interceptions ..... 5, at Arizona State, Nov. 7, 1998  
Had 0 TO ..... vs. Washington State, Nov. 5, 2011

## OPPONENT INDIVIDUAL RUSHING

Rushed for 200+ yards ..... 239, LaMichael James, at Oregon, Oct. 6, 2011  
Had a run of 50+ yards ..... 53, LaMichael James, at Oregon, Oct. 6, 2011  
Had a run of 75+ yards ..... 94, Casey Moore, vs. Stanford, Nov. 20, 1999  
Had 30+ rushing attempts ..... 30, LaMichael James, at Oregon, Oct. 6, 2011  
Had 35+ rushing attempts ..... 42, Yvenson Bernard, vs. Oregon State, Oct. 15, 2005  
Had 40+ rushing attempts ..... 42, Yvenson Bernard, vs. Oregon State, Oct. 15, 2005

## OPPONENT INDIVIDUAL PASSING

Passed 300+ yards ..... 474, Tyler Hansen, at Colorado, Sept. 10, 2011  
Passed for 350+ yards ..... 474, Tyler Hansen, at Colorado, Sept. 10, 2011  
Passed for 400+ yards ..... 474, Tyler Hansen, at Colorado, Sept. 10, 2011  
Had 30+ completions ..... 31, Dennis Dixon, vs. Oregon, Sept. 29, 2007  
Had 50+ attempts ..... 60, Sonny Cumbie, vs. Texas Tech, Dec. 30, 2004  
Comp. a pass of 50+ yards ..... 70, Price to Polk, at Washington, Sept. 24, 2011  
Comp. a pass of 75+ yards ..... 78, Hansen to Richardson, at Colorado, Sept. 10, 2011  
Had 4+ TD passes ..... 5, Matt Barkley, at USC, Oct. 16, 2010

## OPPONENT INDIVIDUAL RECEIVING

Had 10+ receptions ..... 11, Paul Richardson, at Colorado, Sept. 10, 2011  
Had 100+ yards receiving ..... 108, Rashad Ross, at Arizona State, Nov. 25, 2011  
Had 150+ yards receiving ..... 284, Paul Richardson, at Colorado, Sept. 10, 2011  
Had 200+ yards receiving ..... 284, Paul Richardson, at Colorado, Sept. 10, 2011  
Had 3+ TD catches ..... 3, Ed Dickson, at Oregon, Sept. 26, 2009

## OPPONENT INDIVIDUAL DEFENSE

Had 15+ tackles ..... 15, Delano Howell, at Stanford, Nov. 21, 2009  
Had 20+ tackles ..... 20, Chester Burnett, vs. Arizona, Nov. 2, 1996 (4ot)  
Had 2+ interceptions ..... 3, Tevin McDonald, at UCLA, Oct. 29, 2011  
Had 5+ tackles for loss ..... 5.0, Eric Manning, at Oregon State, Oct. 26, 2002  
Had 4+ sacks ..... 4.5, Derrick Rodgers, at Arizona State, Nov. 9, 1996  
Blocked a punt ..... Justin Bethel, vs. Presbyterian, Sept. 17, 2011  
Blocked a field goal ..... Brian Blechen, vs. Utah, Oct. 22, 2011  
Recorded a safety ..... Team, vs. Southern Miss, Aug. 30, 2003

## OPPONENT INDIVIDUAL MISCELLANEOUS

Scored 4+ touchdowns ..... 4, Toby Gerhart, at Stanford, Nov. 21, 2009  
Punted the ball 60+ yards 63 Patrick Morgano, vs. Presbyterian, Sept. 17, 2011  
Kicked a 50+ yard field goal ..... 52, Will Oliver, at Colorado, Sept. 10, 2011  
Made 3+ field goals ..... 3, Andre Heidari, vs. USC, Oct. 13, 2011  
Returned a bkld FG for a TD ..... Brandon Chillar, at UCLA, Oct. 18, 2003 (65 yards)  
Returned a PAT for a score ..... Corey Ivy, vs. Oklahoma, Sept. 20, 1997 (blocked kick)  
Returned a bkld punt for a TD ..... Oliver Aaron, vs. Arizona State, Oct. 23, 2010 (1 yard)



# HEAD COACH JEFF TEDFORD



## JEFF TEDFORD

Head Coach • 10th Season at Cal

Jeff Tedford is the winningest coach in Cal football history, has established Cal as one of the elite football programs in the Pac-

12 and lifted the Golden Bears into the national discussion on a consistent basis during his tenure as the school's head coach. The Bears have won the fourth-most games of any conference school during his tenure, and prior to the current 2011 season have finished ranked among the nation's top 25 in four of the last seven seasons and been in the top 10 at some point in five of the last seven.

Cal posted a school-record run of seven straight bowl appearances from 2003-09 and after not making a bowl in 2010 is bowl eligible again in 2011 for the ninth time in the last 10 seasons, and playing in a bowl for the eighth time in the last nine. The Bears are 5-2 in the postseason under Tedford, making him the only Cal mentor with more than two bowl victories, including a school-record string of four consecutive postseason wins from 2005-08. Cal also put together a school-

record-tying eight consecutive winning campaigns from 2002-09 and has secured another winning season in 2011 to begin another streak. Cal has twice posted a school-record-tying 10 wins under Tedford, the sixth and seventh times in school history, in 2004 and 2006.

Tedford has posted a career record of 79-47 (.627) in a school-record 126 games at Cal, having set the school's win record with his 75th victory vs. Presbyterian at AT&T Park on Sept. 17, 2011. He is also the school's all-time leader for road wins (28) and conference victories (48). To top it off, he is 7-3 in the Big Game, equaling Pappy Waldorf's school record of seven wins against Stanford.

The Bears have had 36 players selected in the NFL Draft during nine drafts since Tedford has been the head coach at Cal, including eight first-round picks. As of Dec. 14, 2011, Cal's 33 active NFL players according to ESPN.com rank second among Pac-12 schools.

He has also earned a reputation as a strong recruiter, with his last two classes in 2010 and 2011 being ranked as high as No. 11 and No. 13



*"This is a dream come true ... I am here to provide leadership, to create an environment for these athletes, both athletically and academically, that they can flourish in ... our team will be disciplined, our team will play hard, our team will play fast, they will have a lot of fun, but they will do it with class ... it will be something that you can always be proud of as Cal boosters, alumni and supporters. I have a goal and a vision that the University of California, through hard work and dedication, can get to where we are competing for the Pac-10 championship and at a national level. I am going to put together a staff that is going to care for the young men both on and off the field, that are great teachers, interested in their academics, interested in these kids in how they grow up, and that we can make an impression on their character that will last further than just the University of California ... again, I want to let you all know just how excited I am to be here, and how much of a great opportunity I believe that this is, that we can get this turned around and headed in the right direction."*

— Jeff Tedford opening statement, introductory press conference (December 12, 2001)

## THE TEDFORD FILE

Birthdate ..... November 2, 1961  
Hometown ..... Downey, CA  
High School ..... Warren HS  
College ..... Fresno State '83  
Bachelor's in Physical Education  
Junior College ..... Cerritos College  
Family ..... wife, Donna  
sons, Taylor and Quinn

## COACHING AT CAL

- Has posted a 79-47 (.627) record in his 10th season as head coach to rank as the school's all-time wins leader.
- Led the Golden Bears to a school-record seven consecutive bowl games (2003-09) and has the Bears bowl eligible again in 2011 to make it nine of the last 10 years.
- Led Cal to a school-record-tying eight straight winning seasons (2002-09) and has started a new streak in 2011 with the Bears already having secured a winning campaign.
- Is 5-2 in bowl games and the only Cal coach with more than two bowl victories.
- Is 7-3 in the Big Game after inheriting a seven-game losing streak in the series, and has equaled Pappy Waldorf's school record for victories over Stanford.
- Has 13 wins over ranked teams in his first 10 seasons, compared to Cal's five in the 10 campaigns prior to his arrival.
- Has had Cal among the nation's top 25 in each of the last seven years and reached the top 10 in five of the last seven campaigns prior to 2011.
- 88 percent of his seniors (160 of 182 student-athletes) in his first nine seasons have earned their college degrees and/or gone on to NFL careers.

## BOWLS (14)

2011 Holiday ..... Cal  
2009 Poinsettia ..... Cal  
2008 Emerald ..... Cal  
2007 Armed Forces ..... Cal  
2006 Holiday ..... Cal  
2005 Las Vegas ..... Cal  
2004 Holiday ..... Cal  
2003 Insight ..... Cal  
2001 Fiesta ..... Oregon  
2000 Holiday ..... Oregon  
1999 Sun ..... Oregon  
1998 Aloha ..... Oregon  
1993 Aloha ..... Fresno State  
1992 Freedom ..... Fresno State  
\*Season in which bowl was played

## COACHING HONORS

2011 Pac-12 Recruiter of the Year (SN)  
2006 Liberty Mutual Coach of the Year Finalist  
2004 Pac-10 Coach of the Year  
2002 Pac-10 Coach of the Year  
\*Sporting News

## JEFF TEDFORD'S COACHING CHRONOLOGY

School	Year	Position	Record	Highlights
Cal	2011	Head Coach	7-5	Holiday Bowl participant, 3-1 in Nov.
Cal	2010	Head Coach	5-7	Ranked No. 24 nationally after 2-0 start
Cal	2009	Head Coach	8-5	Poinsettia Bowl participant
Cal	2008	Head Coach	9-4	Emerald Bowl champions
Cal	2007	Head Coach	7-6	Armed Forces Bowl champions
Cal	2006	Head Coach	10-3	Pac-10 co-champions Holiday Bowl champions
Cal	2005	Head Coach	8-4	Las Vegas Bowl champions
Cal	2004	Head Coach	10-2	Holiday Bowl participant Pac-10 Coach of the Year Ranked No. 9 nationally
Cal	2003	Head Coach	8-6	Insight Bowl champions
Cal	2002	Head Coach	7-5	Pac-10 Coach of the Year
Oregon	2001	Offensive Coordinator	11-1	Pac-10 champions Ranked No. 2 nationally Fiesta Bowl champions
Oregon	2000	Offensive Coordinator	10-2	Pac-10 co-champions Ranked No. 7 nationally Holiday Bowl champions
Oregon	1999	Offensive Coordinator	9-3	Sun Bowl champions
Oregon	1998	Offensive Coordinator	8-4	Aloha Bowl participant
Fresno State	1997	Offensive Coordinator	6-6	
Fresno State	1996	Offensive Coordinator	4-7	
Fresno State	1995	Offensive Coordinator	5-7	
Fresno State	1994	Offensive Coordinator	5-7-1	
Fresno State	1993	Offensive Coordinator	8-4	WAC tri-champions No. 3 scoring offense nationally Aloha Bowl participant
Fresno State	1992	Quarterbacks Coach	9-4	WAC tri-champions No. 1 scoring offense nationally Freedom Bowl champions
Calgary (CFL)	1991	Offensive Assistant	11-7	Grey Cup runner-up
Calgary (CFL)	1990	Offensive Assistant	11-6-1	Western Division champions
Calgary (CFL)	1989	Offensive Assistant	10-8	



nationally. Prior to the 2011 campaign, Sporting News bestowed the honor of the Pac-12's best recruiter on Tedford.

But Tedford's teams have not only got it done on the field, they've also got it done in the classroom. His players have been recognized as conference All-Academic honorees 103 times in 10 seasons. Of the 182 seniors who played for Tedford in his first nine campaigns, 160 (88%) have earned their college degrees and/or gone on to NFL careers.

Tedford's success with the Cal program has resulted in local devotion and national attention. Cal averaged more than 57,000 fans per contest for seven consecutive seasons from 2004-10 before moving to the 45,000-seat AT&T Park in 2011 while Memorial Stadium undergoes an extensive renovation and retrofit prior to reopening for the team's 2012 home contests. The seven-year stretch included a string of 43 consecutive games in front of at least 50,000 fans at Memorial Stadium (Sept. 11, 2004 – Nov. 20, 2010). In 2006, the Bears set school records for average fans per home game (64,318) and overall spectators (450,223). The following year in 2007 Cal established a school record with 41,366 season-ticket holders.

Nationally, Cal has had multiple Heisman Trophy candidates under Tedford's tutelage, with J.J. Arrington (2004), Marshawn Lynch (2006), DeSean Jackson (2007) and Jahvid Best (2009) among top candidates at some point in the season, and Arrington finishing eighth in the final voting.

Other national recognition has come the Bears way in recent years. Alex Mack was the winner of the 2008 Draddy Award (often referred to as

the "Academic Heisman"), while Mike Mohamed was one of 16 players across the country in the National Football Foundation's Scholar-Athlete Class of 2010 and a finalist for the prestigious honor won by Mack now known as the William V. Campbell Trophy. Giorgio Tavecchio was a semifinalist for the same honor in 2011. In 2006, the Bears had a pair of players collect national awards. Jackson was the recipient of the inaugural Randy Moss Award as the top returner in the country, while Daymeion Hughes earned The Lott IMPACT Trophy, given to a defensive player to equally recognize his athletic performance and personal character.

Despite his success and notoriety, Tedford remains devoted to being a mentor.

"Football is more than a game," he said. "I think it teaches so many values for young people as they move on into life – teamwork, sacrifice, dedication, hard work – all those things are very valuable to their futures. I'm going to be a person that they can trust and talk to while they're here. But I really hope that when they leave, they understand that they can come back to Cal and ask for anything and count on me and our entire staff in any situation."

His legendary work ethic, exemplified by the well-used air mattress in his office, shows the coach's drive, which is not geared towards individual success. His true goals are success as a team and success for his student-athletes.

"Jeff is the hardest worker I have ever encountered in this business," said Cal Director of Athletics Sandy Barbour. "He is not going to be outworked, because he believes he owes that to his student-athletes."

That relentless drive developed in Tedford as a

young football player at Warren High School. After a solid prep career, the undersized quarterback went on to a standout two-year stint at Cerritos College (1979-80) before a record-setting two-year stay at Fresno State (1981-82). During his days as a Bulldog, he established several school passing records, including career marks for passing yardage (4,872) and touchdown passes (35), while earning honorable mention All-America notice in 1982 when he set single-season Fresno State standards for passing yardage (2,993) and TD passes (24).

After receiving a bachelor's degree in Physical Education from Fresno State in 1983, Tedford played professionally in the Canadian Football League for six seasons with Hamilton, Calgary, Saskatchewan and Winnipeg. He appeared in the league's championship game (Grey Cup) with Hamilton in 1984.

Tedford has used his own signal-calling experience to build a reputation as a quarterback guru. During his 19-year coaching career at California (2002-present), Oregon (1998-2001) and Fresno State (1992-97), Tedford has been integral in the development of six quarterbacks that became first-round picks in the NFL Draft – Kyle Boller, David Carr, Trent Dilfer, Joey Harrington, Aaron Rodgers and Akili Smith.

Rodgers, an under-the-radar junior college transfer like Tedford, ranked No. 8 nationally in pass efficiency in 2004 when he completed 66.1 percent of his passes for 2,566 yards and 24 touchdowns with only eight interceptions for the Bears. He put up similar numbers the previous season when he completed 61.6 percent of his passes for 2,903 yards and 19 touchdowns with only five interceptions. After being drafted by the



## CAL ACCOMPLISHMENTS UNDER JEFF TEDFORD

### 2002

- Named Pac-10 Coach of the Year as voted by conference coaches, becoming the third Cal head coach to receive the honor since the award's inception in 1975.
- Enjoyed a six-win increase from the previous season, tying for the biggest one-year turnaround in the nation and the second-largest about-face in school history (the 1947 club went 9-1 after a 2-7 season in 1946).
- Led the Bears to victories over three nationally ranked teams (Michigan State, Washington and Arizona State) in the same season for the first time in 52 years.
- Scored three road wins over nationally ranked opponents in the same season for the first time in school history.
- Halted a 12-year victory drought in Sun Devil Stadium, mowing down Arizona State, 55-38.
- Set a modern-day school record by scoring 427 points (broken in 2003) with a 35.6 points per game scoring average that tied for No. 10 in the nation.
- Defeated Washington to snap a 19-game losing streak to the Huskies.
- Capped the season by registering Cal's first Big Game win over Stanford in eight years, a 30-7 throttling of the Cardinal.

### 2003

- Established the first back-to-back winning seasons at Cal in 12 years.
- Set single-season school marks for total offense (6,061) and first downs (321), as well as a modern-era record for scoring (457).
- Led the Pac-10 in rushing for the first time in 45 seasons with 2,356 yards and a 168.3 yard per game average.
- Posted first bowl win at Cal in 10 years, defeating Virginia Tech by a score of 52-49 in the Insight Bowl.
- Set single-game school bowl records for most points (52), total yards (530), passing yards (394), completion percentage (77.1, later broken), TDs (7) and rushing TDs (5, later tied).
- Beat a team ranked as high as No. 3 nationally for the first time in 52 years with a 34-31 victory in three overtimes over No. 3 USC at Memorial Stadium.
- Defeated Washington in Berkeley for the first time in 28 years, with the 54-7 win the widest margin of victory by a Cal team in a conference game in 81 years, setting Cal's single-game record for total offense with 729 yards in the contest.

### 2004

- Named Pac-10 Coach of the Year for the second time, something no other Cal football head coach has ever done.
- Reached Cal's highest national ranking (No. 4) in 52 years.
- Posted school's best regular-season record (10-1) since 1950 club was 9-0-1 in the regular season.
- First perfect home record (5-0) in 55 years since the 1949 team was 6-0 at Memorial Stadium.
- Most road wins (5) in school history.

- Earned first back-to-back bowl trips since 1990 and '91 seasons.
- Set single-season school record for total offense (492.4 ypg), ranking No. 1 in the Pac-10 and No. 5 nationally.
- Broke single-season school mark for yards per play (7.0), almost one yard better than old standard of 6.1 in 2003.
- Led Pac-10 in rushing (256.8 ypg) for second straight year, which were the first two times since 1958, and ranked No. 6 nationally.
- Allowed fewest points per game by a Cal defense since 1968, ranking eighth nationally at 16.0 ppg.
- Recorded first back-to-back defensive shutouts in 36 years (38-0 at Arizona, 27-0 vs. Arizona State).

### 2005

- Finished No. 25 in the AP and coaches' polls, marking the first time Cal had appeared in final polls in consecutive seasons since doing it five years in a row from 1947-51.
- Finished the season ranked ninth nationally with 235.3 rushing yards per game to mark the Bears' second straight season as one of the nation's top-10 rushing teams.
- Won fourth straight Big Game for the first time since the 1936-39 campaigns and again at Stanford, marking Cal's first two straight road victories in the series since winning six straight on The Farm from 1937-51.

### 2006

- Recorded a school-record-tying 10 wins, just the seventh time in school history the Bears had posted the total.
- Recorded a fourth straight season with at least eight victories.
- Named a finalist for the Liberty Mutual Coach of the Year Award, which honors the coach who best exemplifies responsibility and excellence on and off the field of play.
- Led Cal to its fifth straight Big Game win for the first time since the club won five in a row from 1919-23.
- Led Bears to a perfect home record (7-0) for the second time in three years.
- Beat Washington for the fifth straight time after having previously dropped 19 straight in the series.

### 2007

- Led Bears to a top-10 in-season ranking for the fourth straight campaign.
- Six players selected in the 2008 NFL Draft – a school-record for the seven-round version of the draft.
- Tailback Justin Forsett rushed for 1,546 yards – the third-most in school history.
- Opened the year with a thrilling 45-31 victory over No. 15 Tennessee on national television.
- Also defeated No. 11 Oregon on the road with the ESPN College GameDay crew in attendance.
- Directed Bears to a No. 2 national ranking – their highest since 1951.
- All 13 of Cal's games were televised – the first time in program history that every contest was on television.

### 2008

- Set a record with a fourth consecutive bowl victory while reaching a bowl game for the sixth consecutive year.
- Posted a winning record for the seventh straight campaign.
- Posted a 7-0 home record, the third time in five seasons Cal was unbeaten at home.
- Finished No. 25 in coaches' poll to mark fourth top-25 finish in five years.
- Tailback Jahvid Best rushed for 1,580 yards – the second most in school history – to extend the school record of consecutive years with a 1,000-yard rusher to seven.
- Produced Draddy Trophy (now known as the William V. Campbell Trophy) winner Alex Mack.

### 2009

- Recorded eighth consecutive winning season to equal a school record (1918-25), while also extending school-record string of bowl appearances to seven.
- Equaled Cal's modern-era record for victories (67) and the school's record for Big Game wins (7) with a victory at Stanford on Nov. 21 in his 100th game as head coach.
- Became one of only three Cal football coaches to reach the 100-game mark.
- Led Bears to back-to-back wins in consecutive weeks over nationally-ranked teams for the first time since 1950, beating Arizona at home and winning at Stanford.

### 2010

- Started the season 2-0 to rank No. 24 in the coaches' poll and make it each of the last seven seasons and eight of the past nine in which the Bears have been ranked in the nation's top 25 at some point in the season.
- Featured a defense that led the Pac-10 and ranked in the top 25 nationally in sacks (2.83 spg, No. 13), total defense (319.08 ypg, No. 18) and pass defense (187.00 ypg, No. 21), recorded five first-half shutouts, held its opponents to 10 or more total points on four occasions and held opponents below 200 yards of offense three times.
- Scored 50 or more points on three occasions (UC Davis, Colorado, Arizona State).
- Led Cal to victories in each of its first four home games at Memorial Stadium and played the final game at the venue until 2012 when the stadium reopens following an extensive renovation and retrofit.

### 2011

- Posted a 3-1 record in the final month of the regular season.
- Opened the season with three consecutive victories, including a hard-fought 36-33 overtime win at Colorado.
- Featured All-American and Pac-12 Defensive Player of the Year Mychal Kendricks, and fellow first-team all-league selections Keenan Allen, Bryan Anger and Mitchell Schwartz.
- Had the top pass defense (209.08) in the Pac-12 and the conference's second-ranked total defense (339.42 ypg).
- Finished the regular season with a 4-1 record in temporary home venue of AT&T Park.





**Director of Athletics Sandy Barbour gives Jeff Tedford a framed jersey in recognition of his 75th victory as head coach, the most in school history.**

Green Bay Packers in the first round of the 2005 NFL Draft, Rodgers has become one of the top quarterbacks in the NFL and followed his first Pro Bowl selection in 2009 by earning Super Bowl XLV MVP honors after leading the Packers to a victory over the Pittsburgh Steelers.

Dilfer was selected sixth overall by the Tampa Bay Buccaneers in the 1994 NFL Draft and played for five teams over 14 NFL seasons in a career that was highlighted by leading the Baltimore Ravens to a win in Super Bowl XXXV following the 2000 campaign.

In addition to his success with quarterbacks, Tedford's teams have featured balanced attacks and become notorious for their ferocity on the ground. In nine of his first 10 seasons at Cal, Tedford has had at least one running back post a 1,000-yard rushing season, including a string of seven consecutive years with a 1,000-yard rusher from 2002-08 and then again in 2010. In 2004, Arrington broke Chuck Muncie's single-season school record with 2,018 yards, which led the country (168.2 ypg) as Arrington rushed for at least 100 yards in each of his 12 contests. In 2007, Justin Forsett's 1,546 rushing yards were briefly the second-best in Cal history, but Best's four-game flourish (814 yards) at the end of 2008 gave him 1,580 for the year to move past Forsett. Lynch had back-to-back 1,000-yard seasons in 2005 and 2006, while Adimchinobe Echemandu (1,195 yards in 2003), Isi Sofole (1,270 yards in 2011), Shane Vereen (1,167 yards in 2010), and Joe Igber (1,075 yards in 2002) have also reached the mark under Tedford.

While offense has been Tedford's forte, California's defense has toughened considerably

during his reign as well, allowing an average of just 22.5 points per game during his first 10 seasons, second-best in the conference over that period. His 2004 team ranked eighth nationally in scoring defense, allowing just 16.0 points per game. In 2005, the Bears led the Pac-10 in scoring defense, giving up only 21.2 points per contest. In 2008, Cal led the Pac-10 in the two key categories of red zone defense (68.2%) and takeaways (34). The Bears were second in the conference in rush defense (112.0 ypg) in 2009. Cal had a stellar season on defense in 2010, leading the league and ranking among the top 25 nationally in sacks (2.83 spg, No. 13 NCAA), total defense (319.08 ypg, No. 18 NCAA) and pass defense (187.0 ypg, No. 21 NCAA). Through 12 regular-season games in 2011, Cal has the Pac-12's top pass defense (209.08 ypg) and a total defense that is ranked second in the conference and 26th nationally. Cal has continued to make big plays on defense in 2011 as the Pac-12's top team in tackles for loss (7.67 tflpg, No. 5 NCAA) while ranking third in the conference in sacks (2.67 spg, No. 17 NCAA).

Prior to his arrival in Berkeley, Tedford was an offensive coordinator and quarterbacks coach at Oregon, serving in that role for four seasons, including the 2001 campaign when the Ducks finished with a No. 2 national ranking.

During his tenure in Eugene the Ducks posted the Pac-10's best record (38-10) while finishing progressively better each year (8-4 in '98, 9-3 in '99, 10-2 in '00 and 11-1 in '01). In his first season as offensive coordinator in 1998, the Ducks set school records in passing yards, total offense and points scored. Tedford's passing acumen

was clearly evident in the rapid development of Smith, who earned Pac-10 Offensive Player of the Year accolades as he finished second in the nation in pass efficiency and was later chosen third overall in the 1999 NFL Draft by Cincinnati.

Duck quarterbacks A.J. Feeley and Harrington combined to pass for 3,131 yards and 24 TDs on the Sun Bowl champion team that ranked 13th nationally in scoring in 1999, while the 2000 club tied for the Pac-10 crown and defeated Texas in the Holiday Bowl. Tedford's last Oregon squad in 2001 showcased one of the nation's premier quarterbacks in Harrington, who won Pac-10 Offensive Player of the Year honors and finished fourth in the Heisman balloting.

In 1992 as the quarterbacks coach at Fresno State, Tedford began honing the skills of Dilfer. Under Tedford's guidance, the Bulldogs' quarterback earned first-team All-WAC honors for an offense that led the nation in scoring (44.2 ppg), ranked second in total offense (541.9 ypg) and beat USC in the Freedom Bowl. A season later, Tedford became the Bulldogs' offensive coordinator, and Fresno State ranked third nationally in scoring and total offense while earning an Aloha Bowl invitation. Dilfer ranked first nationally in passing efficiency (173.1 rating) and won the WAC Offensive Player of the Year award. He was later chosen by Tampa Bay with the sixth overall selection of the 1994 NFL Draft.

"I believe Jeff's one of the finest minds in all of football," said Dilfer, who currently serves as a football analyst for ESPN after a 14-year NFL playing career from 1994-2007. "He's certainly the finest coach I've ever been around. He's a great leader and great teacher. He has very high expectations for himself and the people around him. And he will work tirelessly to meet those expectations. Jeff taught me more about toughness and the game of football than any coach I've ever played for, and I've had some awfully good coaches."

Tedford's coaching career began with two seasons as volunteer assistant at Fresno State (1987-88) before he joined Calgary of the CFL for three seasons (1989-91), including the 1991 team that advanced to the Grey Cup title game.

Despite his success as a coach and mentor, Tedford still follows a basic philosophy.

"We try to focus on one game at a time and try to reach our full potential," he said emphatically.

And he still values each and every member of his football team.

"Whether it is the guys who are suited up, the guys who are going to play 50-60 plays or the guys who aren't going to play at all, I want them all to understand that they are very important to the success of the program," he said. "Their contributions are invaluable."

Tedford's hard work and dedication not only inspire his players, it has also made him a role model to the young men in the Cal program.

"Coach Tedford wasn't just a coach, I think of him as more like a father figure," said Desmond Bishop, an All-Pac-10 linebacker and key member of the Green Bay Packers' Super Bowl XLV winning squad. "He taught us lessons about life. He taught us to have integrity, to have character. He prepared us to be men."



# COACHING STAFF



## JIM MICHALCZIK

*Offensive Coordinator/  
Offensive Line  
8th Season at Cal*

### THE MICHALCZIK FILE

Birthdate ..... June 7, 1966  
Hometown ..... Port Angeles, WA  
High School ..... Port Angeles HS  
College ..... Washington State '88  
Bachelor's in Education  
Family ..... wife, Jennifer  
sons, Max and Chase  
Pronunciation ..... muh-hall-CHECK

### COACHING HISTORY

2011-Present ..... Cal  
Offensive Coordinator/Offensive Line  
2009-10 ..... Oakland Raiders  
Offensive Line  
2002-08 ..... Cal  
Assistant Head Coach/Offensive Line  
1999-2001 ..... Oregon State  
Special Teams Coord./  
TE's/Asst. Offensive Line  
1992-98 ..... Montana State  
Offensive Line  
1990-91 ..... Miami, Fla.  
Defensive Line

### BOWL GAMES (12)

2011 Holiday ..... Cal  
2008 Emerald ..... Cal  
2007 Armed Forces ..... Cal  
2006 Holiday ..... Cal  
2005 Las Vegas ..... Cal  
2004 Holiday ..... Cal  
2003 Insight ..... Cal  
2000 Fiesta ..... Oregon State  
1999 Oahu ..... Oregon State  
1992 Orange ..... Miami, Fla.  
1991 Cotton ..... Miami, Fla.  
1988 Aloha ..... Washington State

\*Season in which bowl was played

### PROMINENT PUPILS

- Brian De La Puente (Cal)
- Tim Euhus (Oregon State)
- Robert Gallery (Oakland Raiders)
- Mike Gibson (Cal)
- Alex Mack (Cal)
- Aaron Merz (Cal)
- Ryan O'Callaghan (Cal)
- Marvin Philip (Cal)
- Erik Robertson (Cal)
- Mitchell Schwartz (Cal)
- Scott Tercero (Cal)
- Jared Veldheer (Oakland Raiders)
- Mark Wilson (Cal)



Jim Michalczik



Clancy Pendergast



## CLANCY PENDERGAST

*Defensive Coordinator  
2nd Season at Cal*

### THE PENDERGAST FILE

Birthdate ..... November 29, 1967  
Hometown ..... Tolleson, AZ  
High School ..... Tolleson HS  
College ..... Arizona '90  
Bachelor's in Agriculture  
Family ..... single

### COACHING HISTORY

2010-Present ..... Cal  
Defensive Coordinator  
2009 ..... Kansas City Chiefs  
Defensive Coordinator/Secondary  
2004-08 ..... Arizona Cardinals  
Defensive Coordinator  
2003 ..... Cleveland Browns  
Linebackers  
1996-2002 ..... Dallas Cowboys  
DBs (2001-02), Defensive Nickel Package (2000)  
Defensive Asst./Quality Control (1996-99)  
1995 ..... Houston Oilers  
Defensive Assistant/Quality Control  
1993-94 ..... Oklahoma  
Graduate Assistant/Tight Ends  
1992 ..... USC  
Defensive Assistant  
1991 ..... Mississippi State  
Graduate Assistant

### NFL PLAYOFF GAMES (8)

2008 ..... Arizona (4 games, Super Bowl XLIII)  
1999 ..... Dallas (1 game)  
1998 ..... Dallas (1 game)  
1996 ..... Dallas (2 games)

### BOWL GAMES (5)

2011 Holiday ..... Cal  
1994 Copper ..... Oklahoma  
1993 John Hancock ..... Oklahoma  
1992 Freedom ..... USC  
1991 Liberty ..... Mississippi State

\*Season in which bowl was played

### PROMINENT PUPILS

- Bertrand Berry (Arizona)
- Brandon Carr (Kansas City)
- Chris Conte (Cal)
- Karlos Dansby (Arizona)
- Darnell Dockett (Arizona)
- Brandon Flowers (Kansas City)
- Tamba Hali (Kansas City)
- Cameron Jordan (Cal)
- Mychal Kendricks (Cal)
- Mike Mohamed (Cal)
- Adrian Wilson (Arizona)

# COACHING STAFF



## ASHLEY AMBROSE

*Defensive Backs  
1st Season at Cal*

### THE AMBROSE FILE

Birthdate ..... September 17, 1970  
Hometown ..... New Orleans, LA  
High School ..... Alcee Fortier HS  
College ..... Mississippi Valley State '92  
Bachelor's in Industrial Technology  
Family ..... daughter, Aisha; son, A.J.

### COACHING HISTORY

2011-Present ..... California  
Defensive Backs  
2008-10 ..... Colorado  
Defensive Backs (2010)  
Wide Receivers (2009)  
Defensive Technical Intern (2008)  
2006 ..... Atlanta Falcons  
Intern Coach

### BOWL GAMES (1)

2011 Holiday ..... Cal  
\*Season in which bowl was played

### PROMINENT PUPILS

- Jalil Brown (Colorado)
- DeAngelo Hall (Atlanta)
- Jimmy Smith (Colorado)



## MARCUS ARROYO

*Quarterbacks  
1st Season at Cal*

### THE ARROYO FILE

Birthdate ..... January 23, 1980  
Hometown ..... Colfax, CA  
High School ..... Colfax HS  
College ..... San Jose State '03  
Bachelor's in Kinesiology  
Family ..... wife, Kelly

### COACHING HISTORY

2011-Present ..... Cal  
Quarterbacks  
2009-10 ..... Wyoming  
Offensive Coordinator/Quarterbacks  
2005-08 ..... San Jose State  
Co-Offensive Coordinator/  
Quarterbacks (2007-08)  
Graduate Assistant, Offense (2005)  
2004 ..... Prairie View A&M  
Offensive Coordinator  
2003 ..... San Jose State  
Undergraduate Assistant

### BOWL GAMES (3)

2011 Holiday ..... Cal  
2009 New Mexico ..... Wyoming  
2006 New Mexico ..... San Jose State  
\*Season in which bowl was played

### PROMINENT PUPILS

- John Broussard (San Jose State)
- Austyn Carta-Samuels (Wyoming)
- James Jones (San Jose State)
- Zach Maynard (Cal)
- Adam Tafralis (San Jose State)



## JEFF GENYK

*Special Teams  
Coordinator/Tight Ends  
2nd Season at Cal*

### THE GENYK FILE

Birthdate ..... August 22, 1960  
Hometown ..... Ann Arbor, MI  
High School ..... Milan HS  
College ..... Bowling Green State '82  
Bachelor's in Business Administration  
Graduate School ..... Western Michigan '89  
Master's in Business Administration  
Northwestern, '94  
Master's in Education and Social Policy  
Family ..... wife, Lisa  
one daughter; one son  
Pronunciation ..... jenn-ICK

### COACHING HISTORY

2010-Present ..... Cal  
Special Teams Coordinator/Tight Ends  
2004-08 ..... Eastern Michigan  
Head Coach  
1992-2003 ..... Northwestern  
Recruiting Coordinator/RBs (1999-2003)  
Safeties (1998)  
Outside Linebackers (1997)  
Director of Football Operations (1994-96)  
Graduate Assistant, Defense (1992-93)  
1991 ..... Grand Rapids Community College  
Quarterbacks/Tight Ends

### BOWL GAMES (5)

2011 Holiday ..... Cal  
2003 Motor City ..... Northwestern  
2000 Alamo ..... Northwestern  
1996 Florida Citrus ..... Northwestern  
1995 Rose ..... Northwestern  
\*Season in which bowl was played

### PROMINENT PUPILS

- Damien Anderson (Northwestern)
- Bryan Anger (Cal)
- Pat Fitzgerald (Northwestern)
- Napoleon Harris (Northwestern)
- Noah Herron (Northwestern)
- Jason Jones (Eastern Michigan)
- T.J. Lang (Eastern Michigan)
- Anthony Miller (Cal)
- Giorgio Tavecchio (Cal)
- Aaron Wellock (Eastern Michigan)
- Jason Wright (Northwestern)



# COACHING STAFF



## RON GOULD

*Associate Head Coach/  
Run Game Coordinator  
15th Season at Cal*

### THE GOULD FILE

Birthdate ..... September 15, 1965  
Hometown ..... Tucson, AZ  
High School ..... Santa Rita HS  
College ..... Oregon '88  
Bachelor's in Criminology  
Family ..... wife, Teresa  
sons, Tevin and Trae

### COACHING HISTORY

1997-Present ..... Cal  
Associate Head Coach/  
Run Game Coordinator (2011-Present)  
Associate Head Coach/RBs (2008-10)  
Running Backs (1997-2007)  
1993-96 ..... Boise State  
Defensive Backs  
1992 ..... Portland State  
Defensive Backs  
1990-91 ..... Oregon  
Graduate Assistant

### BOWL GAMES (9)

2011 Holiday ..... Cal  
2009 Poinsettia ..... Cal  
2008 Emerald ..... Cal  
2007 Armed Forces ..... Cal  
2006 Holiday ..... Cal  
2005 Las Vegas ..... Cal  
2004 Holiday ..... Cal  
2003 Insight ..... Cal  
1990 Freedom ..... Oregon

*\*Season in which bowl was played*

### PROMINENT PUPILS

- J.J. Arrington (Cal)
- Jahvid Best (Cal)
- Adimchinobe Echemandu (Cal)
- Rashid Gayle (Boise State)
- Justin Forsett (Cal)
- Joe Igber (Cal)
- Marshawn Lynch (Cal)
- Chris Manderino (Cal)
- Tarik Smith (Cal)
- Isi Sofele (Cal)
- Byron Storer (Cal)
- Will Ta'ufo'ou (Cal)
- Shane Vereen (Cal)



## ERIC KIESAU

*Passing Game Coordinator/  
Wide Receivers  
5th Season at Cal*

### THE KIESAU FILE

Birthdate ..... November 24, 1972  
Hometown ..... Pasadena, CA  
High School ..... Glendale HS  
College ..... Portland State '95  
Bachelor's in Communications  
Glendale Community College  
Family ..... wife, Wendy  
daughter, Tayler; son, Blake  
Pronunciation ..... key-SAW

### COACHING HISTORY

2011-Present ..... Cal  
Passing Game Coordinator/WRs  
2006-10 ..... Colorado  
Assistant Head Coach/  
Offensive Coordinator/QBs (2009-10)  
Passing Game Coordinator/WRs (2006-08)  
2002-05 ..... Cal  
Recruiting Coordinator/Wide Receivers  
2001-02 ..... Utah State  
Wide Receivers (2001)  
Running Backs (2000)  
2000 ..... Oregon  
Teamwork Coordinator  
1998 ..... Glendale Community College  
Assistant Coach

### BOWL GAMES (5)

2011 Holiday ..... Cal  
2007 Independence ..... Colorado  
2005 Las Vegas ..... Cal  
2004 Holiday ..... Cal  
2003 Insight ..... Cal

*\*Season in which bowl was played*

### PROMINENT PUPILS

- Keenan Allen (Cal)
- Kevin Curtis (Utah State)
- Chase Lyman (Cal)
- Cody Hawkins (Colorado)
- Lavelle Hawkins (Cal)
- DeSean Jackson (Cal)
- Marvin Jones (Cal)
- Robert Jordan (Cal)
- Geoff McArthur (Cal)
- Scotty McKnight (Colorado)
- Burl Toler (Cal)
- Emmett White (Utah State)
- Patrick Williams (Colorado)



## TOSH LUPOI

*Defensive Line  
6th Season at Cal*

### THE LUPOI FILE

Birthdate ..... July 22, 1981  
Hometown ..... Hayward, CA  
High School ..... De La Salle HS  
College ..... Cal '05  
Bachelor's in American Studies  
Graduate School ..... Cal '07  
Master's in Education  
Family ..... Single  
Pronunciation ..... loo-POY

### COACHING HISTORY

2006-Present ..... Cal  
Defensive Line (2008-Present)  
Graduate Assistant (2006-07)

### BOWL GAMES (5)

2011 Holiday ..... Cal  
2009 Poinsettia ..... Cal  
2008 Emerald ..... Cal  
2007 Armed Forces ..... Cal  
2006 Holiday ..... Cal

*\*Season in which bowl was played*

### PROMINENT PUPILS

- Tyson Alualu (Cal)
- Trevor Guyton (Cal)
- Cameron Jordan (Cal)
- Brandon Mebane (Cal)

# COACHING STAFF



## KENWICK THOMPSON

*Recruiting Coordinator/  
Linebackers  
5th Season at Cal*

### THE THOMPSON FILE

Birthdate ..... July 23, 1969  
Hometown ..... Houston, TX  
High School ..... Nimitz HS  
College ..... Harding '91  
Bachelor's in Marketing and Sales  
Family ..... wife, Monica  
sons, Jaxson and Jacob

### COACHING HISTORY

2007-Present ..... Cal  
Recruiting Coordinator/Linebackers  
2001-06 ..... San Jose State  
Defensive Tackles (2006)  
Strength and Conditioning (2005)  
Co-Recruiting Coordinator/Defensive Line/  
Co-Special Teams (2004)  
Recruiting Coord./Linebackers (2002-03)  
Linebackers (2001)  
1994-2000 ..... Texas Southern  
Asst. Head Coach/Def. Coord. (1996-2000)  
Recruiting Coord./Defensive Line (1995)  
Running Backs (1994)  
1991-92 ..... Harding  
Graduate Assistant  
1990 ... Italian American Football Association  
Assistant Coach

### BOWL GAMES (5)

2011 Holiday ..... Cal  
2009 Poinsettia ..... Cal  
2008 Emerald ..... Cal  
2007 Armed Forces ..... Cal  
2006 New Mexico ..... San Jose State  
*\*Season in which bowl was played*

### PROMINENT PUPILS

- Anthony Felder (Cal)
- Zack Follett (Cal)
- D.J. Holt (Cal)
- Mychal Kendricks (Cal)
- Mike Mohamed (Cal)



## MIKE BLASQUEZ

*Head Strength and  
Conditioning Coach  
9th Season at Cal;  
1st Season with Football*

### THE BLASQUEZ FILE

Birthdate ..... June 14, 1969  
Hometown ..... Castro Valley, CA  
High School ..... Moreau Catholic HS  
College ..... Cal State Hayward '91  
Bachelor's in Kinesiology  
Family ..... wife, Mary  
daughters, Makena and Bianca

### PROFESSIONAL HISTORY

2003-Present ..... Cal  
Head Strength and Conditioning Coach  
Football (2011-Present)  
Men's Basketball (2003-10)  
2001-03 ..... Muir Hospital Orthopedic Center  
Director of Outreach  
1992-2002 ..... De La Salle HS  
Head Strength and Conditioning Coach

### BOWL GAMES (1)

2011 Holiday ..... Cal  
*\*Season in which bowl was played*



## MIKE McHUGH

*Director of  
Football Operations  
9th Season at Cal*

### THE McHUGH FILE

Birthdate ..... December 12, 1957  
Hometown ..... Boyertown, PA  
High School ..... Boyertown HS  
College ..... Findlay (Ohio) '83  
Bachelor's in Health and Physical Education  
Graduate School ..... Eastern Michigan '93  
Master's in Physical Education  
Family ..... dog, Buddy

### PROFESSIONAL HISTORY

2003-Present ..... Cal  
Director of Football Operations  
2001-02 ..... Detroit Lions  
Offensive Assistant Coach  
1999-2000 ..... Oregon  
Director of Football Operations  
1993-98 ..... Missouri  
Director of Football Operations  
1992 ..... Eastern Michigan  
Defensive Line Assistant Coach  
1991 ..... Eastern Michigan  
Recruiting Coordinator  
1989-90 ..... Eastern Michigan  
Offensive Line Assistant Coach  
1985-88 ..... Northmor HS (Galion, Ohio)  
Head Coach  
1984 ..... Northmor HS (Galion, Ohio)  
Assistant Coach  
1983 ..... Liberty-Benton HS (Findlay, Ohio)  
Assistant Coach

### BOWL GAMES (12)

2011 Holiday ..... Cal  
2009 Poinsettia ..... Cal  
2008 Emerald ..... Cal  
2007 Armed Forces ..... Cal  
2006 Holiday ..... Cal  
2005 Las Vegas ..... Cal  
2004 Holiday ..... Cal  
2003 Insight ..... Cal  
2000 Holiday ..... Oregon  
1999 Sun ..... Oregon  
1998 Insight ..... Missouri  
1997 Holiday ..... Missouri  
*\*Season in which bowl was played*



# STATISTICS

RECORD:	OVERALL	HOME	AWAY	NEUTRAL	SCORE BY QUARTERS	1st	2nd	3rd	4th	OT	Total
ALL GAMES	7-5-0	4-1-0	2-4-0	1-0-0	California	100	116	95	41	6	358
CONFERENCE	4-5-0	3-1-0	1-4-0	0-0-0	Opponents	58	94	66	72	3	293
NON-CONFERENCE	3-0-0	1-0-0	1-0-0	1-0-0							

DATE	OPPONENT	W/L	SCORE	ATTEND
Sept. 3	^vs Fresno State	W	36-21	31563
Sept. 10	at Colorado	W(ot)	36-33	49532
<b>Sept. 17</b>	<b>Presbyterian</b>	<b>W</b>	<b>63-12</b>	<b>33952</b>
*Sept. 24	*at Washington	L	23-31	60437
*Oct. 6	*at No. 9/9 Oregon	L	15-43	58796
<b>*Oct. 13</b>	<b>#USC</b>	<b>L</b>	<b>9-30</b>	<b>44043</b>
<b>*Oct. 22</b>	<b>*Utah</b>	<b>W</b>	<b>34-10</b>	<b>35182</b>
*Oct. 29	*at UCLA	L	14-31	55604
<b>*Nov. 5</b>	<b>*Washington State</b>	<b>W</b>	<b>30-7</b>	<b>35506</b>
<b>*Nov. 12</b>	<b>*Oregon State</b>	<b>W</b>	<b>23-6</b>	<b>39602</b>
*Nov. 19	*at No. 8/9 Stanford	L	28-31	50360
*Nov. 25	*at Arizona State	W	47-38	52350

\*Pac-12 Games; Rankings (BCS/AP/USA Today or AP/USA Today); ^TicketCity  
Battle by the Bay, Candlestick Park, San Francisco, CA; #Homecoming; **All Home Games in Bold at San Francisco's AT&T Park, San Francisco, CA**

TEAM STATISTICS	CAL	OPP
SCORING	358	293
Points Per Game	29.8	24.4
FIRST DOWNS	264	213
Rushing	100	91
Passing	134	97
Penalty	30	25
RUSHING YARDAGE	2006	1564
Yards gained rushing	2311	1932
Yards lost rushing	309	368
Rushing Attempts	448	407
Average Per Rush	4.5	3.8
Average Per Game	167.2	130.3
TDs Rushing	24	16
PASSING YARDAGE	3018	2509
Comp-Att-Int	227-407-11	209-374-12
Average Per Pass	7.4	6.7
Average Per Catch	13.3	12.0
Average Per Game	251.5	209.1
TDs Passing	17	17
TOTAL OFFENSE	5024	4073
Total Plays	855	781
Average Per Play	5.9	5.2
Average Per Game	418.7	339.4
KICK RETURNS: #-Yards	47-931	64-1296
PUNT RETURNS: #-Yards	19-100	16-119
INT RETURNS: #-Yards	12-210	11-86
KICK RETURN AVERAGE	19.8	20.2
PUNT RETURN AVERAGE	5.3	7.4
INT RETURN AVERAGE	17.5	7.8
FUMBLES-LOST	22-8	18-11
PENALTIES-Yards	93-891	89-816
Average Per Game	74.2	68.0
PUNTS-Yards	46-2050	59-2585
Average Per Punt	44.6	43.8
Net punt average	40.2	40.4
TIME OF POSSESSION/Game	32:01	27:59
3RD-DOWN Conversions	66/163	60/165
3rd-Down Pct	40%	36%
4TH-DOWN Conversions	8/23	9/20
4th-Down Pct	35%	45%
SACKS BY-Yards	32-193	22-141
MISC YARDS	0	0
TOUCHDOWNS SCORED	44	36
FIELD GOALS-ATTEMPTS	19-22	14-19
ON-SIDE KICKS	0-1	0-1
RED-ZONE SCORES	(48-54) 89%	(32-40) 80%
RED-ZONE TOUCHDOWNS	(33-54) 61%	(21-40) 52%
PAT-ATTEMPTS	(35-41) 85%	(33-33) 100%
ATTENDANCE	188285	327079
Games/Avg Per Game	5/37657	6/54513
Neutral Site Games		1/31563

RUSHING	GP	Att	Gain	Loss	Net	Avg	TD	Long	Avg/G
Sofele, Isi	12	232	1324	54	1270	5.5	9	56	105.6
Anderson, C.J.	12	68	354	11	343	5.0	8	34	28.6
Maynard, Zach	12	76	328	181	147	1.9	4	43	12.2
Kapp, Will	10	6	63	0	63	10.5	1	43	6.3
Allen, Keenan	12	7	47	0	47	6.7	0	19	3.9
DeBoskie-Johnson, Covaughn	10	10	46	6	40	4.0	1	9	4.0
Manuel, Mike	7	11	38	0	38	3.5	0	12	5.4
Yarnway, Dasarte	1	11	36	0	36	3.3	1	7	36.0
Bigelow, Brendan	10	6	32	7	25	4.2	0	12	2.5
Jones, Marvin	12	5	32	10	22	4.4	0	23	1.8
Anger, Bryan	12	1	5	0	5	5.0	0	5	0.4
Tyndall, John	11	1	5	0	5	5.0	0	5	0.5
Dumont, Nico	5	1	4	0	4	4.0	0	4	0.8
Bridgford, Allan	4	3	1	0	1	0.3	0	1	0.2
Calvin, Michael	11	1	0	13	-13	-13.0	0	0	-1.2
TEAM	9	9	0	27	-27	-3.0	0	0	-3.0
<b>Total</b>	<b>12</b>	<b>448</b>	<b>2311</b>	<b>309</b>	<b>2006</b>	<b>4.5</b>	<b>24</b>	<b>56</b>	<b>167.2</b>
<b>Opponents</b>	<b>12</b>	<b>407</b>	<b>1932</b>	<b>368</b>	<b>1564</b>	<b>3.8</b>	<b>16</b>	<b>68</b>	<b>130.3</b>

PASSING	G	Effic	Cmp-Att-Int	Pct	Yds	TD	Lng	Avg/G
Maynard, Zach	12	129.43	212-372-11	57.0	2802	17	90	233.5
Bridgford, Allan	4	88.93	13-32-0	40.6	184	0	33	46.0
Mansion, Brock	1	71.00	1-2-0	50.0	5	0	5	5.0
Allen, Keenan	12	326.80	1-1-0	100.0	27	0	22	2.2
Sofele, Isi	12	0.00	0-0-0	0.0	0	0	0	0.0
<b>Total</b>	<b>12</b>	<b>126.44</b>	<b>227-407-11</b>	<b>55.8</b>	<b>3018</b>	<b>17</b>	<b>90</b>	<b>251.5</b>
<b>Opponents</b>	<b>12</b>	<b>120.82</b>	<b>209-374-12</b>	<b>55.9</b>	<b>2509</b>	<b>17</b>	<b>78</b>	<b>209.1</b>

RECEIVING	G	No.	Yds	Avg	TD	Long	Avg/G
Allen, Keenan	12	89	1261	14.2	6	90	105.1
Jones, Marvin	12	54	758	14.0	3	51	63.2
Miller, Anthony	12	23	254	11.0	3	44	21.2
Calvin, Michael	11	19	260	13.7	1	38	23.6
Hagan, Spencer	12	12	94	7.8	2	16	7.8
Anderson, C.J.	12	7	186	26.6	1	74	15.5
Sofele, Isi	12	6	33	5.5	0	22	2.8
DeBoskie-Johnson, Covaughn	10	4	42	10.5	0	15	4.2
Bouza, Jackson	5	3	32	10.7	0	19	6.4
Manuel, Mike	7	2	9	4.5	0	9	1.3
Dumont, Nico	5	2	8	4.0	1	6	1.6
Maynard, Zach	12	1	27	27.0	0	22	2.2
Kapp, Will	10	1	16	16.0	0	16	1.6
Tyndall, John	11	1	13	13.0	0	13	1.2
Bigelow, Brendan	10	1	11	11.0	0	11	1.1
McGovern, Bryce	12	1	9	9.0	0	9	0.8
Tedford, Quinn	1	1	5	5.0	0	5	5.0
<b>Total</b>	<b>12</b>	<b>227</b>	<b>3018</b>	<b>13.3</b>	<b>17</b>	<b>90</b>	<b>251.5</b>
<b>Opponents</b>	<b>12</b>	<b>209</b>	<b>2509</b>	<b>12.0</b>	<b>17</b>	<b>78</b>	<b>209.1</b>

PUNT RETURNS	No.	Yds	Avg	TD	Long
Jones, Marvin	13	86	6.6	0	37
Allen, Keenan	4	32	8.0	0	12
Lee, Adrian	1	-10	-10.0	0	0
Edmond, Coleman	1	-8	-8.0	0	0
<b>Total</b>	<b>19</b>	<b>100</b>	<b>5.3</b>	<b>0</b>	<b>37</b>
<b>Opponents</b>	<b>16</b>	<b>119</b>	<b>7.4</b>	<b>1</b>	<b>18</b>



INTERCEPTIONS	No.	Yds	Avg	TD	Long
Cattouse, Sean	2	20	10.0	0	20
Hill, Josh	2	32	16.0	1	32
Kendricks, Mychal	2	62	31.0	0	32
Williams, Steve	2	45	22.5	0	45
Campbell, D.J.	2	29	14.5	0	29
McClure, Stefan	1	8	8.0	0	8
Anthony, Marc	1	14	14.0	0	14
<b>Total</b>	<b>12</b>	<b>210</b>	<b>17.5</b>	<b>1</b>	<b>45</b>
<b>Opponents</b>	<b>11</b>	<b>86</b>	<b>7.8</b>	<b>1</b>	<b>29</b>

KICK RETURNS	No.	Yds	Avg	TD	Long
Bigelow, Brendan	21	436	20.8	1	88
Edmond, Coleman	12	234	19.5	0	34
Manuel, Mike	11	226	20.5	0	28
Rodgers, Richard	1	5	5.0	0	5
Miller, Anthony	1	4	4.0	0	4
Sofele, Isi	1	26	26.0	0	26
<b>Total</b>	<b>47</b>	<b>931</b>	<b>19.8</b>	<b>1</b>	<b>88</b>
<b>Opponents</b>	<b>64</b>	<b>1296</b>	<b>20.2</b>	<b>0</b>	<b>53</b>

FUMBLE RETURNS	No.	Yds	Avg	TD	Long
Kendricks, Mychal	1	33	33.0	0	33
Guyton, Trevor	1	19	19.0	1	19
<b>Total</b>	<b>2</b>	<b>52</b>	<b>26.0</b>	<b>1</b>	<b>33</b>
<b>Opponents</b>	<b>1</b>	<b>9</b>	<b>9.0</b>	<b>1</b>	<b>7</b>

----- PATs -----									
SCORING	TD	FGs	Kick	Rush	Rcv	Pass	DXP	Saf	Points
Tavecchio, Giorgio	0	19-22	35-41	0-0	0	0-0	0	0	92
Anderson, C.J.	9	0-0	0-0	0-0	0	0-0	0	0	54
Sofele, Isi	9	0-0	0-0	0-0	0	0-0	0	0	54
Allen, Keenan	6	0-0	0-0	0-0	0	0-0	0	0	36
Maynard, Zach	4	0-0	0-0	0-0	0	1-2	0	0	24
Jones, Marvin	3	0-0	0-0	0-0	1	0-0	0	0	20
Miller, Anthony	3	0-0	0-0	0-0	0	0-0	0	0	18
Hagan, Spencer	2	0-0	0-0	0-0	0	0-0	0	0	12
Kapp, Will	1	0-0	0-0	0-0	0	0-0	0	0	6
Hill, Josh	1	0-0	0-0	0-0	0	0-0	0	0	6
Guyton, Trevor	1	0-0	0-0	0-0	0	0-0	0	0	6
DeBoskie-Johnson, Covaughn	1	0-0	0-0	0-0	0	0-0	0	0	6
Calvin, Michael	1	0-0	0-0	0-0	0	0-0	0	0	6
Bigelow, Brendan	1	0-0	0-0	0-0	0	0-0	0	0	6
Dumont, Nico	1	0-0	0-0	0-0	0	0-0	0	0	6
Yarnway, Dasarte	1	0-0	0-0	0-0	0	0-0	0	0	6
<b>Total</b>	<b>44</b>	<b>19-22</b>	<b>35-41</b>	<b>0-0</b>	<b>1</b>	<b>1-2</b>	<b>0</b>	<b>0</b>	<b>358</b>
<b>Opponents</b>	<b>36</b>	<b>14-19</b>	<b>33-33</b>	<b>0-0</b>	<b>1</b>	<b>1-2</b>	<b>0</b>	<b>0</b>	<b>293</b>

TOTAL OFFENSE	G	Plays	Rush	Pass	Total	Avg/G
Maynard, Zach	12	448	147	2802	2949	245.8
Sofele, Isi	12	232	1270	0	1266	105.8
Anderson, C.J.	12	68	343	0	343	28.6
Bridgford, Allan	4	35	1	184	185	46.2
Allen, Keenan	12	8	47	27	74	6.2
Kapp, Will	10	6	63	0	63	6.3
DeBoskie-Johnson, Covaughn	10	10	40	0	40	4.0
Manuel, Mike	7	11	38	0	38	5.4
Yarnway, Dasarte	1	11	36	0	36	36.0
Bigelow, Brendan	10	6	25	0	25	2.5
Jones, Marvin	12	5	22	0	22	1.8
Mansion, Brock	1	2	0	5	5	5.0
Tyndall, John	11	1	5	0	5	0.5
Anger, Bryan	12	1	5	0	5	0.4
Dumont, Nico	5	1	4	0	4	0.8
Calvin, Michael	11	1	-13	0	-13	-1.2
TEAM	9	9	-27	0	-27	-3.0
<b>Total</b>	<b>12</b>	<b>855</b>	<b>2006</b>	<b>3018</b>	<b>5024</b>	<b>418.7</b>
<b>Opponents</b>	<b>12</b>	<b>781</b>	<b>1564</b>	<b>2509</b>	<b>4073</b>	<b>339.4</b>

FIELD GOALS	FG Pct.	01-19	20-29	30-39	40-49	50-99	Lg	Blk
Tavecchio, Giorgio	19-22 86.4	2-2	6-7	7-7	3-5	1-1	54	2

FG SEQUENCE	CALIFORNIA	OPPONENTS
Fresno State	(40)	35
Colorado	(39)	(27),(52),(32),(22)
Presbyterian	-	-
Washington	(29),(36),(25)	52,(40)
Oregon	(27),(38),(54),40	52
USC	(27)	(39),(29),(23)
Utah	(35),(37),29	(36)
UCLA	42	(32)
Washington State	(43)	27
Oregon State	(32)	(32),(46)
Stanford	(25),(19)	33,(35)
Arizona State	(48),(27),(19),(30)	(47)

Numbers in (parentheses) indicate field goal was made.

PUNTING	No.	Yds	Avg	Long	TB	FC	I20	50+	Blk
Anger, Bryan	46	2050	44.6	64	4	10	18	15	1
<b>Total</b>	<b>46</b>	<b>2050</b>	<b>44.6</b>	<b>64</b>	<b>4</b>	<b>10</b>	<b>18</b>	<b>15</b>	<b>1</b>
<b>Opponents</b>	<b>59</b>	<b>2585</b>	<b>43.8</b>	<b>63</b>	<b>5</b>	<b>14</b>	<b>23</b>	<b>11</b>	<b>2</b>

KICKOFFS	No.	Yds	Avg	TB	OB	Retn	Net	YdLn
Tavecchio, Giorgio	73	4447	60.9	7	1			
<b>Total</b>	<b>73</b>	<b>4447</b>	<b>60.9</b>	<b>7</b>	<b>1</b>	<b>1296</b>	<b>41.2</b>	<b>28</b>
<b>Opponents</b>	<b>60</b>	<b>3712</b>	<b>61.9</b>	<b>10</b>	<b>1</b>	<b>931</b>	<b>43.0</b>	<b>26</b>

ALL PURPOSE	G	Rush	Rec	PR	KOR	IR	Tot	Avg/G
Allen, Keenan	12	47	1261	32	0	0	1340	111.7
Sofele, Isi	12	1270	33	0	26	0	1329	110.7
Jones, Marvin	12	22	758	86	0	0	866	72.2
Anderson, C.J.	12	343	186	0	0	0	529	44.1
Bigelow, Brendan	10	25	11	0	436	0	472	47.2
Manuel, Mike	7	38	9	0	226	0	273	39.0
Miller, Anthony	12	0	254	0	4	0	258	21.5
Calvin, Michael	11	-13	260	0	0	0	247	22.5
Edmond, Coleman	9	0	0	-8	234	0	226	25.1
Maynard, Zach	12	147	27	0	0	0	174	14.5
Hagan, Spencer	12	0	94	0	0	0	94	7.8
DeBoskie-Johnson, Covaughn	10	40	42	0	0	0	82	8.2
Kapp, Will	10	63	16	0	0	0	79	7.9
Kendricks, Mychal	12	0	0	0	0	62	62	5.2
Williams, Steve	12	0	0	0	0	45	45	3.8
Yarnway, Dasarte	1	36	0	0	0	0	36	36.0
Hill, Josh	12	0	0	0	0	32	32	2.7
Bouza, Jackson	5	0	32	0	0	0	32	6.4
Campbell, D.J.	12	0	0	0	0	29	29	2.4
Cattouse, Sean	12	0	0	0	0	20	20	1.7
Tyndall, John	11	5	13	0	0	0	18	1.6
Anthony, Marc	10	0	0	0	0	14	14	1.4
Dumont, Nico	5	4	8	0	0	0	12	2.4
McGovern, Bryce	12	0	9	0	0	0	9	0.8
McClure, Stefan	11	0	0	0	0	8	8	0.7
Anger, Bryan	12	5	0	0	0	0	5	0.4
Tedford, Quinn	1	0	5	0	0	0	5	5.0
Rodgers, Richard	12	0	0	0	5	0	5	0.4
Bridgford, Allan	4	1	0	0	0	0	1	0.2
Lee, Adrian	6	0	0	-10	0	0	-10	-1.7
TEAM	9	-27	0	0	0	0	-27	-3.0
<b>Total</b>	<b>12</b>	<b>2006</b>	<b>3018</b>	<b>100</b>	<b>931</b>	<b>210</b>	<b>6265</b>	<b>522.0</b>
<b>Opponents</b>	<b>12</b>	<b>1564</b>	<b>2509</b>	<b>119</b>	<b>1296</b>	<b>86</b>	<b>5574</b>	<b>464.5</b>



DEFENSIVE LEADERS	GP-GS	-----Tackles-----			TFL/Yds	-Sacks-  No-Yards	-----Pass Def-----			--Fumbles--  Rcv-Yds FF	Blkd Kick	Saf
		Solo	Ast	Total			Int-Yds	BrUp	QBH			
Kendricks, Mychal	12-10	59	37	96	13.0-56	3.0-30	2-62	2	.	2-33	.	.
Holt, D.J.	12-12	45	36	81	10.5-40	2.0-13	.	2	2	.	.	.
Cattouse, Sean	12-12	45	26	71	3.5-7	1.0-2	2-20	2	.	2-0	.	.
Campbell, D.J.	12-12	39	24	63	2.5-7	.	2-29	5	.	2-0	1	.
Hill, Josh	12-6	30	18	48	3.0-11	1.0-4	2-32	5	.	.	1	.
Guyton, Trevor	12-12	18	24	42	10.0-36	4.5-23	.	.	1	2-19	2	.
Williams, Steve	12-12	35	6	41	1.0-2	.	2-45	11	.	.	1	.
Anthony, Marc	10-10	26	7	33	4.0-8	.	1-14	10	.	.	.	.
Owusu, Ernest	12-8	12	15	27	7.5-30	4.5-25	.	2	1	.	1	.
McCain, Chris	9-5	13	13	26	5.0-9	1.5-1	.	.	.	.	.	.
McClure, Stefan	11-2	15	9	24	1.0-5	.	1-8	2	.	1-0	.	.
Tipoti, Aaron	10-7	9	12	21	3.0-18	1.5-15	.	.	.	.	1	.
Coleman, Deandre	12-2	12	6	18	5.0-12	1.0-4	.	.	.	.	.	.
Camporeale, Dan	12-6	10	8	18	4.0-9	.	.	.	.	1-0	.	.
Whiteside, Cecil	9-3	12	5	17	4.0-26	3.0-24	.	1	.	.	2	.
Kapp, Will	10-5	9	8	17	.	.	.	.	.	.	.	.
Wilkerson, David	9-3	4	13	17	5.5-35	4.0-23	.	.	1	.	.	.
Payne, Kendrick	12-4	10	6	16	3.0-15	2.0-12	.	.	.	.	.	.
Coley, Michael	9-0	7	7	14	.	.	.	2	.	.	.	.
Hurrell, J.P.	12-1	6	7	13	.	.	.	1	.	.	.	.
Moncrease, C.J.	12-0	6	7	13	0.5-3	0.5-3	.	1	.	.	.	.
Jalil, Mustafa	12-1	7	5	12	1.0-6	0.5-4	.	.	.	1-0	.	.
Mullins, Robert	11-1	6	3	9	1.0-2	1.0-2	.	.	.	.	.	.
Sebastian, Avery	11-0	5	3	8	.	.	.	.	.	.	.	.
Davis, Ryan	10-3	4	4	8	1.0-8	1.0-8	.	1	1	.	.	.
Jackson, Kameron	5-0	4	2	6	.	.	.	.	.	.	.	.
Logan, Alex	11-0	2	3	5	.	.	.	.	.	.	.	.
Moala, Viliani	12-0	2	2	4	.	.	.	.	.	.	.	.
Scarlett, Brennan	3-0	2	2	4	0.5-0	.	.	.	.	.	.	.
Tavecchio, Giorgio	12-0	2	2	4	.	.	.	.	.	.	.	.
Allen, Keenan	12-10	3	.	3	.	.	.	.	.	.	.	.
Jones, Marvin	12-12	2	1	3	.	.	.	.	.	.	.	.
Kaufusi, Keni	8-0	.	2	2	0.5-2	.	.	.	.	.	.	.
Fanua, Steven	2-0	1	1	2	.	.	.	.	.	.	.	.
Rios, Matt	12-0	1	1	2	.	.	.	.	.	.	.	.
Agu, Ted	1-0	1	1	2	.	.	.	.	.	.	.	.
TEAM	9-0	2	.	2	2.0-3	.	.	.	.	.	.	.
DeBoskie-Johnson, Covaughn	10-0	1	.	1	.	.	.	.	.	.	.	.
Miller, Anthony	12-12	1	.	1	.	.	.	.	.	.	.	.
Clark, Austin	11-0	1	.	1	.	.	.	.	.	.	.	.
Tyndall, John	11-0	1	.	1	.	.	.	.	.	.	.	.
Anderson, C.J.	12-0	.	1	1	.	.	.	.	.	.	.	.
Calvin, Michael	11-6	1	.	1	.	.	.	.	.	.	1	.
Edmond, Coleman	9-0	1	.	1	.	.	.	.	.	.	.	.
Schwenke, Brian	11-11	.	1	1	.	.	.	.	.	.	.	.
Rodgers, Richard	12-0	.	.	.	.	.	.	.	.	.	1	.
<b>Total</b>	<b>12-0</b>	<b>472</b>	<b>328</b>	<b>800</b>	<b>92-350</b>	<b>32-193</b>	<b>12-210</b>	<b>47</b>	<b>6</b>	<b>11-52</b>	<b>9</b>	<b>2</b>
<b>Opponents</b>	<b>12-0</b>	<b>487</b>	<b>332</b>	<b>819</b>	<b>62-233</b>	<b>22-141</b>	<b>11-86</b>	<b>44</b>	<b>13</b>	<b>8-9</b>	<b>11</b>	<b>8</b>

## TEAM STATISTICS

Date	Opponent	-----RUSHING-----				-----RECEIVING-----				-----PASSING-----				----KICK RET----				----PUNT RET----				tot off			
		No.	Yds	TD	Lg	No.	Yds	TD	Lg	Cmp	Att	Int	Yds	TD	Lg	No	Yds	TD	Lg	No	Yds		TD	Lg	
Sept. 3	vs Fresno State	35	151	2	43	16	266	2	42				16-35-1	266	2	42	3	61	0	26	3	7	0	7	417
Sept. 10	at Colorado	31	100	1	29	19	270	4	37				19-36-1	270	4	37	5	97	0	27	0	0	0	0	370
Sept. 17	PRESBYTERIAN	52	285	5	25	20	296	3	51				20-37-1	296	3	51	3	118	1	88	4	16	0	15	581
Sept. 24	at Washington	33	108	1	22	23	349	1	90				23-43-0	349	1	90	5	93	0	24	0	0	0	0	457
Oct. 6	at Oregon	27	144	0	34	28	321	1	31				28-60-0	321	1	31	7	99	0	28	1	-10	0	0	465
Oct. 13	USC	26	35	1	17	25	294	0	27				25-43-3	294	0	27	6	112	0	25	2	42	0	37	329
Oct. 22	UTAH	42	129	2	17	19	255	1	44				19-29-0	255	1	44	3	46	0	26	2	0	0	0	384
Oct. 29	at UCLA	33	134	2	39	14	199	0	38				14-30-4	199	0	38	1	34	0	34	3	9	0	5	333
Nov. 5	WASHINGTON STATE	49	292	3	43	11	123	1	29				11-20-0	123	1	29	2	40	0	23	3	34	0	14	415
Nov. 12	OREGON STATE	46	296	2	56	13	128	1	22				13-19-1	128	1	22	1	23	0	23	0	0	0	0	424
Nov. 19	at Stanford	34	85	1	13	20	280	2	42				20-29-0	280	2	42	5	103	0	28	1	2	0	2	365
Nov. 25	at Arizona State	40	247	4	26	19	237	1	74				19-26-0	237	1	74	6	105	0	27	0	0	0	0	484
	Totals	448	2006	24	56	227	3018	17	90	227	407-11	3018	17	90	47	931	1	88	19	100	0	37	5024		
	Opponent	407	1564	16	68	209	2509	17	78	209	374-12	2509	17	78	64	1296	0	53	16	119	1	18	4073		

Games played: 12

Avg per rush: 4.5

Avg per catch: 13.3

Pass efficiency: 126.44

Kick ret avg: 19.8

Punt ret avg: 5.3

All purpose avg/game: 521.8

Total offense avg/gm: 418.3

Date	Opponent	-----TACKLES-----				-SACKS-		-FUMBLE-		Pass		Blkd	-----Kicks--XPTS-----				Pts
		Solo	Ast	Total	TFL-Yds	No-Yds	FF	FR-Yds	Int-Yds	QBH	Brk	Kick	Att-Mad	Run	Rcv	Saf	
Sept. 3	vs Fresno State	38	28	66	12.0-52	6.0-30	1	1-19	1-0	0	4	0	5-3	0	0	0	36
Sept. 10	at Colorado	47	20	67	4.0-10	0.0-0	0	0-0	0-0	1	5	1	4-3	0	0	0	36
Sept. 17	PRESBYTERIAN	24	34	58	9.0-37	5.0-27	0	0-0	2-20	1	4	1	9-9	0	0	0	63
Sept. 24	at Washington	39	28	67	6.0-17	2.0-10	2	2-0	0-0	0	1	0	2-2	0	0	0	23
Oct. 6	at Oregon	48	30	78	8.0-44	2.0-24	1	0-0	1-29	0	5	0	0-0	0	0	0	15
Oct. 13	USC	31	48	79	5.0-13	0.0-0	0	2-0	0-0	1	1	0	1-0	0	0	0	9
Oct. 22	UTAH	30	30	60	10.0-36	5.0-16	1	1-0	3-72	2	3	0	4-4	0	0	0	34
Oct. 29	at UCLA	51	14	65	9.0-27	2.0-12	1	2-0	0-0	0	4	0	2-2	0	0	0	14
Nov. 5	WASHINGTON STATE	40	26	66	9.0-37	5.0-28	0	0-0	0-0	1	7	0	4-3	0	0	0	30
Nov. 12	OREGON STATE	31	42	73	8.0-34	2.0-19	1	1-0	2-30	0	8	0	3-2	0	0	0	23
Nov. 19	at Stanford	44	18	62	7.0-26	2.0-16	0	0-0	1-45	0	2	0	2-2	0	1	0	28
Nov. 25	at Arizona State	49	10	59	5.0-17	1.0-11	2	2-33	2-14	0	3	0	5-5	0	0	0	47
	Totals	472	328	800	92.0-350	32.0-193	9	11-52	12-210	6	47	2	41-35	0	1	0	358
	Opponent	487	332	819	62.0-233	22.0-141	11	8-9	11-86	13	44	8	33-33	0	1	0	293

Date	Opponent	PUNTING										FIELD GOALS			KICKOFFS				
		No	Yds	Avg	Long	Blkd	TB	FC	50+	I20	Att-Made	Lg	Blkd	No	Yds	Avg	TB	OB	
Sept. 3	vs Fresno State	6	213	35.5	44	0	0	0	0	2	1-1	40	0	7	406	58.0	0	0	
Sept. 10	at Colorado	4	204	51.0	59	0	1	1	3	1	1-1	39	0	6	420	70.0	4	0	
Sept. 17	PRESBYTERIAN	2	98	49.0	50	1	0	0	1	2	0-0	0	0	10	527	52.7	1	0	
Sept. 24	at Washington	3	149	49.7	58	0	1	0	2	0	3-3	36	0	6	378	63.0	0	1	
Oct. 6	at Oregon	6	268	44.7	59	0	1	0	1	1	4-3	54	1	5	303	60.6	0	0	
Oct. 13	USC	4	171	42.8	61	0	0	1	1	1	1-1	27	0	3	199	66.3	0	0	
Oct. 22	UTAH	5	231	46.2	62	0	0	0	1	2	3-2	37	1	7	439	62.7	1	0	
Oct. 29	at UCLA	5	248	49.6	64	0	0	2	3	3	1-0	0	0	3	191	63.7	0	0	
Nov. 5	WASHINGTON STATE	4	165	41.2	60	0	0	2	1	3	1-1	43	0	6	341	56.8	0	0	
Nov. 12	OREGON STATE	3	118	39.3	54	0	0	2	1	2	1-1	32	0	5	307	61.4	0	0	
Nov. 19	at Stanford	2	87	43.5	48	0	0	2	0	1	2-2	25	0	5	327	65.4	0	0	
Nov. 25	at Arizona State	2	98	49.0	57	0	1	0	1	0	4-4	48	0	10	609	60.9	1	0	
	Totals	46	2050	44.6	64	1	4	10	15	18	22-19	54	2	73	4447	60.9	7	1	
	Opponent	59	2585	43.8	63	2	5	14	11	23	19-14	52	0	60	3712	61.9	10	1	



## OPPONENT STATISTICS

Date	Opponent	-----RUSHING-----				-----RECEIVING-----				-----PASSING-----				----KICK RET----				----PUNT RET----				tot off		
		No.	Yds	TD	Lg	No.	Yds	TD	Lg	Cmp	Att	Int	Yds	TD	Lg	No	Yds	TD	Lg	No	Yds		TD	Lg
Sept. 3	vs Fresno State	25	68	1	22	21	150	1	56	21-33-1			150	1	56	7	124	0	33	3	14	0	11	218
Sept. 10	at Colorado	32	108	0	13	28	474	3	78	28-50-0			474	3	78	2	34	0	20	1	4	0	4	582
Sept. 17	PRESBYTERIAN	26	20	0	8	6	28	0	10	6-20-2			28	0	10	9	118	0	42	1	41	1	17	48
Sept. 24	at Washington	34	117	1	14	19	292	3	70	19-25-0			292	3	70	5	143	0	53	2	15	0	15	409
Oct. 6	at Oregon	51	365	3	68	13	198	3	41	13-25-1			198	3	41	5	87	0	22	3	15	0	7	563
Oct. 13	USC	37	118	1	16	19	195	2	39	19-35-0			195	2	39	3	62	0	24	1	8	0	8	313
Oct. 22	UTAH	26	13	1	14	12	165	0	35	12-24-3			165	0	35	6	159	0	45	3	18	0	18	178
Oct. 29	at UCLA	52	294	4	32	9	92	0	19	9-18-0			92	0	19	3	48	0	22	1	3	0	0	386
Nov. 5	WASHINGTON STATE	35	69	1	15	15	155	0	32	15-37-0			155	0	32	6	105	0	28	0	0	0	0	224
Nov. 12	OREGON STATE	21	31	0	14	26	239	0	21	26-40-2			239	0	21	5	119	0	44	1	1	0	1	270
Nov. 19	at Stanford	36	148	2	34	20	257	2	41	20-30-1			257	2	41	5	108	0	31	0	0	0	0	405
Nov. 25	at Arizona State	32	213	2	34	21	264	3	37	21-37-2			264	3	37	8	189	0	51	0	0	0	0	477
	Opponents	407	1564	16	68	209	2509	17	78	209-374-12			2509	17	78	64	1296	0	53	16	119	1	18	4073
	California	448	2002	24	56	227	3018	17	90	227-407-11			3018	17	90	47	931	1	88	19	100	0	37	5020

Games played: 12

Avg per rush: 3.8

Avg per catch: 12.0

Pass efficiency: 120.82

Kick ret avg: 20.2

Punt ret avg: 7.4

All purpose avg/game: 464.5

Total offense avg/gm: 339.4

Date	Opponent	-----TACKLES-----				-SACKS-		-FUMBLE-		Pass		Blkd Kick	-----Kicks--XPTS-----				Pts
		Solo	Ast	Total	TFL-Yds	No-Yds	FF	FR-Yds	Int-Yds	QBH	Brk		Att-Mad	Run	Rcv	Saf	
Sept. 3	vs Fresno State	41	22	63	8.0-35	2.0-17	2	1-0	1-2	1	3	2	3-3	0	0	0	21
Sept. 10	at Colorado	43	12	55	5.0-31	3.0-28	1	0-0	1-0	5	2	1	3-3	0	0	0	33
Sept. 17	PRESBYTERIAN	33	74	107	0.0-0	0.0-0	0	0-0	1-29	0	7	1	0-0	0	0	0	12
Sept. 24	at Washington	38	26	64	4.0-11	1.0-7	1	0-0	0-0	0	6	0	4-4	0	0	0	31
Oct. 6	at Oregon	42	26	68	6.0-29	2.0-18	0	0-0	0-0	5	14	1	5-5	0	1	0	43
Oct. 13	USC	34	32	66	6.0-28	3.0-20	2	2-0	3-19	0	6	1	3-3	0	0	0	30
Oct. 22	UTAH	49	24	73	6.0-12	2.0-6	0	0-0	0-0	0	1	1	1-1	0	0	0	10
Oct. 29	at UCLA	40	10	50	6.0-29	3.0-13	0	1-0	4-30	0	2	0	4-4	0	0	0	31
Nov. 5	WASHINGTON STATE	40	30	70	4.0-16	1.0-9	1	1-9	0-0	0	1	1	1-1	0	0	0	7
Nov. 12	OREGON STATE	35	42	77	5.0-13	2.0-9	0	0-0	1-6	1	0	0	0-0	0	0	0	6
Nov. 19	at Stanford	42	16	58	7.0-18	3.0-14	1	2-0	0-0	1	2	0	4-4	0	0	0	31
Nov. 25	at Arizona State	50	18	68	5.0-11	0.0-0	3	1-0	0-0	0	0	0	5-5	0	0	0	38
	Opponents	487	332	819	62.0-233	22.0-141	11	8-9	11-86	13	44	8	33-33	0	1	0	293
	California	472	328	800	92.0-350	32.0-193	9	11-52	12-210	6	47	2	41-35	0	1	0	358

Date	Opponent	-----PUNTING-----										----FIELD GOALS----				-----KICKOFFS-----					
		No	Yds	Avg	Long	Blkd	TB	FC	50+	I20	Att-Made	Lg	Blkd	No	Yds	Avg	TB	OB			
Sept. 3	vs Fresno State	8	296	37.0	46	0	0	1	0	4	1-0	0	0	3	192	64.0	0	0			
Sept. 10	at Colorado	3	94	31.3	43	1	0	0	0	0	4-4	52	0	7	438	62.6	1	1			
Sept. 17	PRESBYTERIAN	9	487	54.1	63	1	2	0	4	2	0-0	0	0	3	84	28.0	0	0			
Sept. 24	at Washington	2	78	39.0	41	0	0	2	0	2	2-1	40	0	6	403	67.2	1	0			
Oct. 6	at Oregon	5	221	44.2	54	0	0	2	1	0	1-0	0	0	7	436	62.3	0	0			
Oct. 13	USC	5	210	42.0	54	0	0	3	1	3	3-3	39	0	7	445	63.6	1	0			
Oct. 22	UTAH	6	273	45.5	55	0	1	2	1	2	1-1	36	0	3	192	64.0	0	0			
Oct. 29	at UCLA	7	310	44.3	57	0	1	0	1	4	1-1	32	0	6	418	69.7	5	0			
Nov. 5	WASHINGTON STATE	7	311	44.4	55	0	0	1	2	2	1-0	0	0	2	131	65.5	0	0			
Nov. 12	OREGON STATE	3	123	41.0	47	0	0	1	0	2	2-2	46	0	3	175	58.3	1	0			
Nov. 19	at Stanford	2	80	40.0	47	0	0	1	0	2	2-1	35	0	6	377	62.8	1	0			
Nov. 25	at Arizona State	2	102	51.0	59	0	1	1	1	0	1-1	47	0	7	421	60.1	0	0			
	Opponents	59	2585	43.8	63	2	5	14	11	23	19-14	52	0	60	3712	61.9	10	1			
	California	46	2050	44.6	64	1	4	10	15	18	22-19	54	2	73	4447	60.9	7	1			

## CALIFORNIA INDIVIDUAL GAME HIGHS

Rushes	26	Sofele, Isi vs Utah (Oct. 22)
Yards Rushing	190	Sofele, Isi vs Oregon State (Nov. 12)
TD Rushes	2	Sofele, Isi vs Fresno State (Sept. 3)
		Sofele, Isi vs Presbyterian (Sept. 17)
		Anderson, C.J. at Arizona State (Nov. 25)
Long Rush	56	Sofele, Isi vs Oregon State (Nov. 12)
Pass Attempts	43	Maynard, Zach at Washington (Sept. 24)
		Maynard, Zach vs USC (Oct. 13)
Pass Completions	25	Maynard, Zach vs USC (Oct. 13)
Yards Passing	349	Maynard, Zach at Washington (Sept. 24)
TD Passes	4	Maynard, Zach at Colorado (Sept. 10)
Long Pass	90	Maynard, Zach at Washington (Sept. 24)
Receptions	13	Allen, Keenan vs USC (Oct. 13)
Yards Receiving	197	Allen, Keenan at Washington (Sept. 24)
TD Receptions	2	Jones, Marvin vs Fresno State (Sept. 3)
		Miller, Anthony at Colorado (Sept. 10)
Long Reception	90	Allen, Keenan at Washington (Sept. 24)
Field Goals	4	Tavecchio, Giorgio at Arizona State (Nov. 25)
Long Field Goal	54	Tavecchio, Giorgio at Oregon (Oct. 6)
Punts	6	Anger, Bryan vs Fresno State (Sept. 3)
		Anger, Bryan at Oregon (Oct. 6)
Punting Avg	51.0	Anger, Bryan at Colorado (Sept. 10)
Long Punt	64	Anger, Bryan at UCLA (Oct. 29)
Punts Inside 20	3	Anger, Bryan at UCLA (Oct. 29)
		Anger, Bryan vs Washington State (Nov. 5)
Long Punt Return	37	Jones, Marvin vs USC (Oct. 13)
Long Kickoff Return	88	Bigelow, Brendan vs Presbyterian (Sept. 17)
Tackles	15	Kendricks, Mychal at Washington (Sept. 24)
Sacks	2.5	Wilkerson, David vs Utah (Oct. 22)
Tackles For Loss	3.5	Wilkerson, David vs Utah (Oct. 22)
Interceptions	2	Cattouse, Sean vs Presbyterian (Sept. 17)

## CALIFORNIA TEAM GAME HIGHS

Rushes	52	vs Presbyterian (Sept. 17)
Yards Rushing	296	vs Oregon State (Nov. 12)
Yards Per Rush	6.4	vs Oregon State (Nov. 12)
TD Rushes	5	vs Presbyterian (Sept. 17)
Pass Attempts	60	at Oregon (Oct. 6)
Pass Completions	28	at Oregon (Oct. 6)
Yards Passing	349	at Washington (Sept. 24)
Yards Per Pass	9.7	at Stanford (Nov. 19)
TD Passes	4	at Colorado (Sept. 10)
Total Plays	89	vs Presbyterian (Sept. 17)
Total Offense	581	vs Presbyterian (Sept. 17)
Yards Per Play	7.3	at Arizona State (Nov. 25)
Points	63	vs Presbyterian (Sept. 17)
Sacks By	6	vs Fresno State (Sept. 3)
First Downs	27	vs Presbyterian (Sept. 17)
Penalties	15	vs Oregon State (Nov. 12)
Penalty Yards	130	vs Oregon State (Nov. 12)
Turnovers	5	vs USC (Oct. 13)
		at UCLA (Oct. 29)
Interceptions By	3	vs Utah (Oct. 22)
Punts	6	vs Fresno State (Sept. 3)
		at Oregon (Oct. 6)
Punting Avg	51.0	at Colorado (Sept. 10)
Long Punt	64	at UCLA (Oct. 29)
Punts Inside 20	3	at UCLA (Oct. 29)
		vs Washington State (Nov. 5)
Long Punt Return	37	vs USC (Oct. 13)

## OPPONENT INDIVIDUAL GAME HIGHS

Rushes	30	James, LaMichael, at Oregon (Oct. 6)
Yards Rushing	239	James, LaMichael, at Oregon (Oct. 6)
TD Rushes	3	Coleman, Derric, at UCLA (Oct. 29)
Long Rush	68	Barner, Kenjon, at Oregon (Oct. 6)
Pass Attempts	49	Hansen, Tyler, at Colorado (Sept. 10)
Pass Completions	28	Hansen, Tyler, at Colorado (Sept. 10)
Yards Passing	474	Hansen, Tyler, at Colorado (Sept. 10)
TD Passes	3	Hansen, Tyler, at Colorado (Sept. 10)
		Price, Keith, at Washington (Sept. 24)
		Thomas, Darron, at Oregon (Oct. 6)
		Osweiler, Brock, at Arizona State (Nov. 25)
Long Pass	78	Hansen, Tyler, at Colorado (Sept. 10)
Receptions	11	Richardson, Paul, at Colorado (Sept. 10)
Yards Receiving	284	Richardson, Paul, at Colorado (Sept. 10)
TD Receptions	2	Richardson, Paul, at Colorado (Sept. 10)
		Seferian-Jenkins, Austin, at Washington (Sept. 24)
		Thomas, De'Anthony, at Oregon (Oct. 6)
Long Reception	78	Richardson, Paul, at Colorado (Sept. 10)
Field Goals	4	Oliver, Will, at Colorado (Sept. 10)
Long Field Goal	52	Oliver, Will, at Colorado (Sept. 10)
Punts	9	Morgano, Patrick, vs Presbyterian (Sept. 17)
Punting Avg	51.1	Morgano, Patrick, vs Presbyterian (Sept. 17)
Long Punt	63	Morgano, Patrick, vs Presbyterian (Sept. 17)
Punts Inside 20	4	Shapiro, Andrew, vs Fresno State (Sept. 3)
		Locke, Jeff, at UCLA (Oct. 29)
Long Punt Return	18	McNabb, Griff, vs Utah (Oct. 22)
Long Kickoff Return	53	Smith, Kevin, at Washington (Sept. 24)
Tackles	11	Dennison, Cort, at Washington (Sept. 24)
Sacks	2.0	Jones, Datone, at UCLA (Oct. 29)
Tackles For Loss	2.0	Harrell, Logan, vs Fresno State (Sept. 3)
		Rippy, Douglas, at Colorado (Sept. 10)
		Jordan, Dion, at Oregon (Oct. 6)
		Blechen, Brian, vs Utah (Oct. 22)
		Jones, Datone, at UCLA (Oct. 29)
		Long, Travis, vs Washington State (Nov. 5)
		Seumalo, Andrew, vs Oregon State (Nov. 12)
		Aaron, Oliver, at Arizona State (Nov. 25)
Interceptions	3	McDonald, Tevin, at UCLA (Oct. 29)

## OPPONENT TEAM GAME HIGHS

Rushes	52	at UCLA (Oct. 29)
Yards Rushing	365	at Oregon (Oct. 6)
Yards Per Rush	7.2	at Oregon (Oct. 6)
TD Rushes	4	at UCLA (Oct. 29)
Pass Attempts	50	at Colorado (Sept. 10)
Pass Completions	28	at Colorado (Sept. 10)
Yards Passing	474	at Colorado (Sept. 10)
Yards Per Pass	11.7	at Washington (Sept. 24)
TD Passes	3	at Colorado (Sept. 10)
		at Washington (Sept. 24)
		at Oregon (Oct. 6)
		at Arizona State (Nov. 25)
Total Plays	82	at Colorado (Sept. 10)
Total Offense	582	at Colorado (Sept. 10)
Yards Per Play	7.4	at Oregon (Oct. 6)
Points	43	at Oregon (Oct. 6)
Sacks By	3	at Colorado (Sept. 10)
		vs USC (Oct. 13)
		at UCLA (Oct. 29)
		at Stanford (Nov. 19)
First Downs	26	at Oregon (Oct. 6)
Penalties	12	at Colorado (Sept. 10)
Penalty Yards	121	at Arizona State (Nov. 25)
Turnovers	4	vs Utah (Oct. 22)
		at Arizona State (Nov. 25)
Interceptions By	4	at UCLA (Oct. 29)
Punts	9	vs Presbyterian (Sept. 17)
Punting Avg	54.1	vs Presbyterian (Sept. 17)
Long Punt	63	vs Presbyterian (Sept. 17)
Punts inside 20	4	vs Fresno State (Sept. 3)
		at UCLA (Oct. 29)
Long Punt Return	18	vs Utah (Oct. 22)

### CALIFORNIA INSIDE OPPONENT RED-ZONE

Date	Opponent		Times		Total	Rush		Pass	FGs		Failed to score inside RZ				Game
			Score In RZ	Times Scored	Pts	TDs	TDs	TDs	Made	FGA	Downs	Int	Fumb	Half	
Sept. 3	vs Fresno State	W	36-21	2	1	6	1	1	0	0	0	0	0	1	0
Sept. 10	at Colorado	W	36-33	6	6	36	5	1	4	1	0	0	0	0	0
Sept. 17	Presbyterian	W	63-12	6	6	42	6	5	1	0	0	0	0	0	0
*Sept. 24	at Washington	L	23-31	5	4	16	1	1	0	3	0	1	0	0	0
*Oct. 6	at Oregon	L	15-43	4	3	12	1	0	1	2	0	1	0	0	0
*Oct. 13	USC	L	9-30	3	2	9	1	1	0	1	0	0	1	0	0
*Oct. 22	Utah	W	34-10	6	5	27	3	2	1	2	1	0	0	0	0
*Oct. 29	at UCLA	L	14-31	3	2	14	2	2	0	0	1	0	0	0	0
*Nov. 5	Washington State	W	30-7	3	3	20	3	2	1	0	0	0	0	0	0
*Nov. 12	Oregon State	W	23-6	4	4	23	3	2	1	1	0	0	0	0	0
*Nov. 19	at Stanford	L	28-31	5	5	28	3	1	2	2	0	0	0	0	0
*Nov. 25	at Arizona State	W	47-38	7	7	37	4	4	0	3	0	0	0	0	0
Totals				54	48	270	33	22	11	15	2	2	1	0	1
48 of 54 (88.9%)															

### OPPONENTS INSIDE CALIFORNIA RED-ZONE

Date	Opponent		Times		Total	Rush		Pass	FGs		Failed to score inside RZ				Game
			Score In RZ	Times Scored	Pts	TDs	TDs	TDs	Made	FGA	Downs	Int	Fumb	Half	
Sept. 3	vs Fresno State	W	36-21	3	2	14	2	1	1	0	1	0	0	0	0
Sept. 10	at Colorado	W	36-33	4	3	9	0	0	0	3	0	1	0	0	0
Sept. 17	Presbyterian	W	63-12	0	0	0	0	0	0	0	0	0	0	0	0
*Sept. 24	at Washington	L	23-31	4	4	24	3	1	2	1	0	0	0	0	0
*Oct. 6	at Oregon	L	15-43	3	3	21	3	1	2	0	0	0	0	0	0
*Oct. 13	USC	L	9-30	5	4	20	2	1	1	2	0	0	0	1	0
*Oct. 22	Utah	W	34-10	2	2	10	1	1	0	1	0	0	0	0	0
*Oct. 29	at UCLA	L	14-31	5	4	24	3	3	0	1	0	0	0	0	1
*Nov. 5	Washington State	W	30-7	2	1	7	1	1	0	0	1	0	0	0	0
*Nov. 12	Oregon State	W	23-6	3	1	3	0	0	0	1	0	0	1	1	0
*Nov. 19	at Stanford	L	28-31	5	4	24	3	1	2	1	1	0	0	0	0
*Nov. 25	at Arizona State	W	47-38	4	4	24	3	1	2	1	0	0	0	0	0
Totals				40	32	180	21	11	10	11	3	1	1	2	1
32 of 40 (80.0%)															



## GAMES PLAYED

Name	GP/GS	FS	CU	PC	WASH	ORE	USC	UTAH	UCLA	WSU	OSU	STAN	ASU
Adcock, Chris	3/-	...	...	XXX	...	...	...	XXX	...	XXX	...	...	...
Agu, Ted	1/-	...	...	XXX	...	...	...	...	...	...	...	...	...
Aknin, David	1/-	...	...	XXX	...	...	...	...	...	...	...	...	...
Allen, Keenan	12/10	START	START	XXX	START	START	START	START	XXX	START	START	START	START
Anderson, C.J.	12/-	XXX	XXX	XXX	XXX	XXX	XXX	XXX	XXX	XXX	XXX	XXX	XXX
Anger, Bryan	12/-	XXX	XXX	XXX	XXX	XXX	XXX	XXX	XXX	XXX	XXX	XXX	XXX
Anthony, Marc	10/10	START	START	START	START	START	...	...	START	START	START	START	START
Bigelow, Brendan	10/-	...	...	XXX	XXX	XXX	XXX	XXX	XXX	XXX	XXX	XXX	XXX
Bostock, Ross	4/-	...	...	XXX	...	...	...	XXX	...	XXX	...	...	XXX
Bouza, Jackson	5/1	...	...	XXX	...	...	XXX	XXX	...	...	...	XXX	START
Brazinski, Mark	2/-	...	...	XXX	...	...	...	XXX	...	...	...	...	...
Bridgford, Alla	4/-	...	...	XXX	...	XXX	...	XXX	...	XXX	...	...	...
Calvin, Michael	11/6	START	START	START	XXX	XXX	XXX	START	START	XXX	START	XXX	...
Campbell, D.J.	12/12	START	START	START	START	START	START	START	START	START	START	START	START
Camporeale, Dan	12/6	START	START	XXX	START	XXX	XXX	START	START	XXX	XXX	START	XXX
Cattouse, Sean	12/12	START	START	START	START	START	START	START	START	START	START	START	START
Cheadle, Justin	12/12	START	START	START	START	START	START	START	START	START	START	START	START
Clark, Austin	11/-	XXX	XXX	XXX	XXX	...	XXX	XXX	XXX	XXX	XXX	XXX	XXX
Coleman, Deandre	12/2	XXX	XXX	XXX	XXX	XXX	XXX	XXX	XXX	XXX	START	XXX	START
Coley, Michael	9/-	XXX	XXX	XXX	...	XXX	XXX	XXX	XXX	XXX	XXX	...	...
Davis, Ryan	10/3	XXX	START	XXX	START	START	XXX	XXX	XXX	XXX	XXX	...	...
DeBoskie-Johnson, Covaughn	10/-	XXX	...	XXX	XXX	XXX	...	XXX	XXX	XXX	XXX	XXX	XXX
Dumont, Nico	5/-	XXX	XXX	XXX	...	...	...	...	XXX	...	...	...	XXX
Edmond, Coleman	9/-	XXX	XXX	XXX	XXX	XXX	XXX	XXX	XXX	...	...	...	XXX
Ellison, Tyre	7/-	...	...	XXX	...	XXX	...	...	XXX	XXX	XXX	XXX	XXX
Fanua, Steven	2/-	...	...	XXX	...	...	...	XXX	...	...	...	...	...
Forbes, Nick	1/-	XXX	...	...	...	...	...	...	...	...	...	...	...
Galas, Dominic	12/12	START	START	START	START	START	START	START	START	START	START	START	START
Gates, Justin	8/1	...	XXX	XXX	XXX	XXX	XXX	XXX	...	START	XXX	...	...
Guyton, Trevor	12/12	START	START	START	START	START	START	START	START	START	START	START	START
Hagan, Spencer	12/-	XXX	XXX	XXX	XXX	XXX	XXX	XXX	XXX	XXX	XXX	XXX	XXX
Hill, Josh	12/6	START	XXX	START	XXX	XXX	START	XXX	XXX	START	START	XXX	START
Holt, D.J.	12/12	START	START	START	START	START	START	START	START	START	START	START	START
Hurrell, J.P.	12/1	XXX	XXX	START	XXX	XXX	XXX	XXX	XXX	XXX	XXX	XXX	XXX
Jackson, Kameron	5/-	XXX	...	XXX	...	...	...	XXX	...	XXX	...	...	XXX
Jalil, Mustafa	12/1	XXX	XXX	XXX	XXX	XXX	XXX	XXX	XXX	XXX	XXX	START	XXX
Jones, Marvin	12/12	START	START	START	START	START	START	START	START	START	START	START	START
Kapp, Will	10/5	XXX	...	START	START	START	XXX	XXX	START	XXX	XXX	START	...
Kaufusi, Keni	8/-	XXX	XXX	XXX	XXX	...	XXX	...	...	...	XXX	XXX	XXX
Kendricks, Mychal	12/10	START	START	XXX	START	START	START	START	XXX	START	START	START	START
King, Gabe	3/-	...	...	XXX	...	...	...	...	...	...	XXX	XXX	...
Krebs, Kameron	3/-	XXX	...	...	...	...	...	...	...	...	XXX	XXX	...
Ladner, Spencer	4/2	...	...	...	...	...	START	XXX	XXX	START	...	...	...
Lee, Adrian	6/-	...	...	XXX	...	XXX	...	XXX	XXX	XXX	...	...	XXX
Logan, Alex	11/-	XXX	XXX	XXX	XXX	XXX	XXX	XXX	XXX	XXX	XXX	...	XXX
Mansion, Brock	1/-	...	...	XXX	...	...	...	...	...	...	...	...	...
Manuel, Mike	7/-	XXX	...	XXX	...	...	...	...	XXX	XXX	XXX	XXX	XXX
Maynard, Zach	12/12	START	START	START	START	START	START	START	START	START	START	START	START
McCain, Chris	9/5	XXX	XXX	XXX	XXX	START	START	START	START	START	...	...	...
McClure, Stefan	11/2	XXX	...	XXX	XXX	XXX	START	START	XXX	XXX	XXX	XXX	XXX
McGovern, Bryce	12/-	XXX	XXX	XXX	XXX	XXX	XXX	XXX	XXX	XXX	XXX	XXX	XXX
Miller, Anthony	12/12	START	START	START	START	START	START	START	START	START	START	START	START
Moala, Viliani	12/-	XXX	XXX	XXX	XXX	XXX	XXX	XXX	XXX	XXX	XXX	XXX	XXX
Moncrease, C.J.	12/-	XXX	XXX	XXX	XXX	XXX	XXX	XXX	XXX	XXX	XXX	XXX	XXX
Mullins, Robert	11/1	XXX	XXX	XXX	XXX	...	XXX	XXX	START	XXX	XXX	XXX	XXX
Owusu, Ernest	12/8	START	START	START	START	START	XXX	START	START	XXX	XXX	START	XXX
Payne, Kendrick	12/4	XXX	START	START	START	XXX	XXX	XXX	XXX	XXX	START	XXX	XXX
Rigsbee, Tyler	3/-	...	XXX	XXX	...	...	...	XXX	...	...	...	...	...
Rios, Matt	12/-	XXX	XXX	XXX	XXX	XXX	XXX	XXX	XXX	XXX	XXX	XXX	XXX
Rodgers, Richard	12/-	XXX	XXX	XXX	XXX	XXX	XXX	XXX	XXX	XXX	XXX	XXX	XXX
Scarlett, Brenn	3/-	XXX	...	XXX	...	...	...	XXX	...	...	...	...	...
Schwartz, Mitch	12/12	START	START	START	START	START	START	START	START	START	START	START	START
Schwenke, Brian	11/11	START	START	START	START	START	START	START	START	...	START	START	START
Sebastian, Avery	11/-	XXX	XXX	...	XXX	XXX	XXX	XXX	XXX	XXX	XXX	XXX	XXX
Sofele, Isi	12/12	START	START	START	START	START	START	START	START	START	START	START	START
Summers-Gavin, Matt	12/12	START	START	START	START	START	START	START	START	START	START	START	START
Tavecchio, Giorgio	12/-	XXX	XXX	XXX	XXX	XXX	XXX	XXX	XXX	XXX	XXX	XXX	XXX
Tedford, Quinn	1/-	...	...	XXX	...	...	...	...	...	...	...	...	...
Tipoti, Aaron	10/7	XXX	XXX	...	XXX	START	START	START	START	START	...	START	START
Tyndall, Bill	3/-	...	...	XXX	...	...	...	XXX	XXX	...	...	...	...
Tyndall, John	11/-	XXX	XXX	XXX	XXX	...	XXX	XXX	XXX	XXX	XXX	XXX	XXX
Wark, Jacob	11/-	XXX	XXX	XXX	XXX	XXX	...	XXX	XXX	XXX	XXX	XXX	XXX
Whiteside, Cecil	9/3	XXX	...	START	XXX	...	...	XXX	XXX	XXX	START	XXX	START
Wilkerson, David	9/3	START	XXX	XXX	XXX	XXX	START	XXX	XXX	START	...	...	...
Williams, Steve	12/12	START	START	START	START	START	START	START	START	START	START	START	START
Yarnway, Dasarte	1/-	...	...	XXX	...	...	...	...	...	...	...	...	...



### TOTAL TACKLES GAME-BY-GAME

TOTAL TACKLES	UA-A	TOT	FS	CU	PC	WASH	ORE	USC	UTAH	UCLA	WSU	OSU	STAN	ASU
Kendricks, Mych	59-37	96	4-5	6-2	0-3	9-6	5-1	6-6	2-0	3-1	3-3	6-4	9-4	6-2
Holt, D.J.	45-36	81	5-3	6-3	3-3	3-3	9-2	1-1	3-6	4-1	2-3	3-7	5-3	1-1
Cattouse, Sean	45-26	71	2-1	6-0	0-2	4-3	2-4	2-5	0-1	8-2	3-3	4-2	10-3	4-0
Campbell, D.J.	39-24	63	4-1	4-1	1-2	2-2	2-1	3-4	1-2	9-2	5-3	1-3	4-1	3-2
Hill, Josh	30-18	48	3-1	4-2	0-3	4-1	6-2	1-2	1-0	-	5-1	1-3	1-2	4-1
Guyton, Trevor	18-24	42	1-0	2-3	0-1	1-3	1-3	1-7	1-2	2-2	3-1	2-0	1-2	3-0
Williams, Steve	35-6	41	2-0	3-0	-	2-2	2-0	5-1	2-0	3-0	3-0	4-3	1-0	8-0
Anthony, Marc	26-7	33	3-2	4-0	1-1	2-0	2-1	DNP	DNP	5-1	1-0	1-2	3-0	4-0
Owusu, Ernest	12-15	27	1-0	1-3	1-1	-	2-5	-	2-2	1-0	0-1	2-2	1-1	1-0
McCain, Chris	13-13	26	1-2	1-0	0-1	2-3	4-2	0-3	-	3-0	2-2	DNP	DNP	DNP
McClure, Stefan	15-9	24	-	DNP	2-2	-	1-1	5-4	3-0	-	-	1-1	2-0	1-1
Tipoti, Aaron	9-12	21	-	-	DNP	-	2-4	1-3	2-2	2-1	2-1	DNP	0-1	-
Coleman, Deandre	12-6	18	-	-	2-2	-	3-0	1-1	-	-	-	1-2	-	5-1
Camporeale, Dan	10-8	18	-	1-2	-	2-2	1-0	1-1	0-2	1-1	1-0	1-0	2-0	-
Kapp, Will	9-8	17	-	DNP	2-1	3-0	-	1-1	0-4	-	2-0	1-2	-	DNP
Wilkerson, David	4-13	17	0-3	-	0-1	1-0	0-1	0-3	2-3	1-1	0-1	DNP	DNP	DNP
Whiteside, Cecil	12-5	17	1-0	DNP	2-1	1-0	DNP	DNP	-	-	3-3	2-1	-	3-0
Payne, Kendrick	10-6	16	1-0	1-2	-	2-0	0-1	-	1-0	1-0	3-1	1-2	-	-
Coley, Michael	7-7	14	2-3	2-0	1-1	DNP	-	-	0-1	1-0	1-1	0-1	DNP	DNP
Hurrell, J.P.	6-7	13	2-2	-	2-0	0-1	-	0-1	1-0	-	-	0-3	-	1-0
Moncrease, C.J.	6-7	13	1-2	-	0-1	-	0-1	1-0	3-2	-	1-1	-	-	-
Jalil, Mustafa	7-5	12	-	1-0	2-2	-	3-0	0-1	0-1	-	-	0-1	1-0	-
Mullins, Robert	6-3	9	1-0	1-0	-	-	DNP	-	-	2-2	-	-	2-1	-
Davis, Ryan	4-4	8	1-0	2-2	-	-	1-0	0-1	-	-	-	0-1	DNP	DNP
Sebastian, Avery	5-3	8	1-0	-	DNP	-	-	0-2	-	1-0	-	-	-	3-1
Jackson, Kameron	4-2	6	0-1	DNP	1-0	DNP	DNP	DNP	2-0	DNP	-	DNP	DNP	1-1
Logan, Alex	2-3	5	-	-	1-1	0-1	0-1	-	1-0	-	-	-	DNP	-
Moala, Viliami	2-2	4	0-1	-	-	-	1-0	0-1	-	-	-	-	1-0	-
Tavecchio, Giorgio	2-2	4	-	-	0-1	1-1	-	-	-	-	-	-	-	1-0
Scarlett, Brennan	2-2	4	1-0	DNP	-	DNP	DNP	DNP	1-2	DNP	DNP	DNP	DNP	DNP
Jones, Marvin	2-1	3	1-0	-	-	-	-	1-0	-	-	0-1	-	-	-
Allen, Keenan	3-0	3	-	-	-	-	-	1-0	-	1-0	-	-	1-0	-
Agu, Ted	1-1	2	DNP	DNP	1-1	DNP	DNP	DNP	DNP	DNP	DNP	DNP	DNP	DNP
TEAM	2-0	2	-	-	-	-	-	-	-	2-0	-	-	-	-
Fanua, Steven	1-1	2	DNP	DNP	1-1	DNP	DNP	DNP	-	DNP	DNP	DNP	DNP	DNP
Rios, Matt	1-1	2	0-1	-	-	-	1-0	-	-	-	-	-	-	-
Kaufusi, Keni	0-2	2	-	-	0-2	-	DNP	-	DNP	DNP	DNP	-	-	-
Calvin, Michael	1-0	1	-	-	-	-	-	-	1-0	-	-	-	-	DNP
DeBoskie-Johnson, Covaughn	1-0	1	-	DNP	-	-	-	DNP	-	1-0	-	-	-	-
Anderson, C.J.	0-1	1	-	-	-	-	-	-	-	-	-	0-1	-	-
Miller, Anthony	1-0	1	-	1-0	-	-	-	-	-	-	-	-	-	-
Schwenke, Brian	0-1	1	-	-	-	-	-	-	-	-	DNP	0-1	-	-
Clark, Austin	1-0	1	-	-	-	-	DNP	-	1-0	-	-	-	-	-
Tyndall, John	1-0	1	-	-	1-0	-	DNP	-	-	-	-	-	-	-
Edmond, Coleman	1-0	1	-	1-0	-	-	-	-	-	-	DNP	DNP	DNP	-

## PASSING GAME-BY-GAME

Maynard, Zach	Att	Comp	Int	Pct	Yards	TD	Long	Sack	Yds	Effic
Fresno State	35	16	1	45.7	266	2	42	2	17	122.7
Colorado	35	18	1	51.4	243	4	37	2	21	141.7
Presbyterian	25	15	1	60.0	215	3	51	0	0	163.8
Washington	43	23	0	53.5	349	1	90	1	7	129.3
Oregon	41	20	0	48.8	218	1	28	2	18	101.5
USC	43	25	3	58.1	294	0	27	3	20	101.6
Utah	29	19	0	65.5	255	1	44	2	6	150.8
UCLA	30	14	4	46.7	199	0	38	3	13	75.7
Washington State	17	10	0	58.8	118	1	29	1	9	136.5
Oregon State	19	13	1	68.4	128	1	22	2	9	131.9
Stanford	29	20	0	69.0	280	2	42	3	14	172.8
Arizona State	26	19	0	73.1	237	1	74	0	0	162.3
<b>TOTALS</b>	<b>372</b>	<b>212</b>	<b>11</b>	<b>57.0</b>	<b>2802</b>	<b>17</b>	<b>90</b>	<b>21</b>	<b>134</b>	<b>129.4</b>

Bridgford, Allan	Att	Comp	Int	Pct	Yards	TD	Long	Sack	Yds	Effic
Presbyterian	10	4	0	40.0	76	0	33	0	0	103.8
Oregon	19	8	0	42.1	103	0	31	0	0	87.6
Washington State	3	1	0	33.3	5	0	5	0	0	47.3
<b>TOTALS</b>	<b>32</b>	<b>13</b>	<b>0</b>	<b>40.6</b>	<b>184</b>	<b>0</b>	<b>33</b>	<b>0</b>	<b>0</b>	<b>88.9</b>

Allen, Keenan	Att	Comp	Int	Pct	Yards	TD	Long	Sack	Yds	Effic
Colorado	1	1	0	100.0	27	0	22	0	0	326.8

Mansion, Brock	Att	Comp	Int	Pct	Yards	TD	Long	Sack	Yds	Effic
Presbyterian	2	1	0	50.0	5	0	5	0	0	71.0

## RUSHING/RECEIVING GAME-BY-GAME

RUSHING	No-Yds/TD	FS	CU	PC	WASH	ORE	USC	UTAH	UCLA	WSU	OSU	STAN	ASU
Sofele, Isi	232-1270/9	24-88/2	20-84/0	18-110/2	17-98/0	12-119/0	12-44/0	26-84/1	15-74/1	23-138/1	23-190/1	21-96/0	21-145/1
Anderson, C.J.	68-343/8	2-10/0	4-33/1	6-45/1	7-9/1	8-29/0	2-5/0	3-13/0	4-2/1	4-51/1	14-96/0	4-2/1	10-48/2
Maynard, Zach	76-147/4	6-52/0	5-17/0	2-14/0	6-5/0	5-10/0	9-5/1	10-36/1	9-39/0	5-4/0	6-3/1	8-4/0	5-40/1
Kapp, Will	6-63/1	1-2/0	DNP	2-12/0	-	2-6/0	-	-	-	1-43/1	-	-	DNP
Allen, Keenan	7-47/0	-	1-1/0	-	2-20/0	-	-	-	1-12/0	1-8/0	1-0/0	-	1-6/0
DeBoskie-Johnson, Covaughn	10-40/1	1-0/0	DNP	5-39/1	-	-	DNP	1-1/0	-	3-0/0	-	-	-
Manuel, Mike	11-38/0	-	DNP	4-9/0	DNP	DNP	DNP	DNP	-	7-29/0	-	-	-
Yarnway, Dasart	11-36/1	DNP	DNP	11-36/1	DNP	DNP	DNP	DNP	DNP	DNP	DNP	DNP	DNP
Bigelow, Brenda	6-25/0	DNP	DNP	2-15/0	-	-	-	-	3-2/0	-	1-8/0	-	-
Jones, Marvin	5-22/0	-	-	-	-	-	1-1/0	-	-	1-23/0	-	1-9/0	2-9/0
Tyndall, John	1-5/0	-	-	-	-	DNP	-	-	1-5/0	-	-	-	-
Anger, Bryan	1-5/0	-	-	-	-	-	1-5/0	-	-	-	-	-	-
Dumont, Nico	1-4/0	-	-	1-4/0	DNP	DNP	DNP	DNP	-	DNP	DNP	DNP	-
Bridgford, Alla	3-1/0	DNP	DNP	1-1/0	DNP	-	DNP	-	DNP	2-0/0	DNP	DNP	DNP
Calvin, Michael	1-13/0	-	-	-	-	-	1-13/0	-	-	-	-	-	DNP
TEAM	9-27/0	1-1/0	1-1/0	-	1-14/0	DNP	DNP	2-5/0	-	2-4/0	1-1/0	DNP	1-1/0

RECEIVING	No-Yds/TD	FS	CU	PC	WASH	ORE	USC	UTAH	UCLA	WSU	OSU	STAN	ASU
Allen, Keenan	89-1261/6	8-112/0	6-104/1	6-85/1	10-197/1	9-170/1	13-160/0	8-78/1	7-83/0	8-85/0	3-29/0	6-97/1	5-61/0
Jones, Marvin	54-758/3	5-118/2	5-55/0	7-123/1	6-79/0	6-66/0	6-89/0	5-69/0	1-11/0	2-19/0	3-23/0	3-52/0	5-54/0
Calvin, Michael	19-260/1	1-4/0	3-42/0	1-22/0	1-16/0	3-36/0	3-21/0	4-49/0	1-38/0	-	2-32/1	-	DNP
Miller, Anthony	23-254/3	2-32/0	2-27/2	1-9/0	1-5/0	4-21/0	-	1-44/0	5-67/0	1-19/1	1-4/0	3-16/0	2-10/0
Anderson, C.J.	7-186/1	-	-	-	1-1/0	-	1-18/0	-	-	-	1-22/0	3-71/0	1-74/1
Hagan, Spencer	12-94/2	-	-	1-16/1	-	4-30/0	-	-	-	-	2-18/0	2-7/1	3-23/0
DeBoskie-Johnson, Covaughn	4-42/0	-	DNP	-	2-22/0	-	DNP	1-15/0	-	-	-	-	1-5/0
Sofele, Isi	6-33/0	-	-	-	2-29/0	2-2/0	2-6/0	-	-	-	-	-	-
Bouza, Jackson	3-32/0	DNP	DNP	-	DNP	DNP	-	-	DNP	DNP	DNP	2-28/0	1-4/0
Maynard, Zach	1-27/0	-	1-27/0	-	-	-	-	-	-	-	-	-	-
Kapp, Will	1-16/0	-	DNP	1-16/0	-	-	-	-	-	-	-	-	DNP
Tyndall, John	1-13/0	-	1-13/0	-	-	DNP	-	-	-	-	-	-	-
Bigelow, Brendan	1-11/0	DNP	DNP	1-11/0	-	-	-	-	-	-	-	-	-
Manuel, Mike	2-9/0	-	DNP	-	DNP	DNP	DNP	DNP	-	-	1-0/0	1-9/0	-
McGovern, Bryce	1-9/0	-	-	1-9/0	-	-	-	-	-	-	-	-	-
Dumont, Nico	2-8/1	-	1-2/1	-	DNP	DNP	DNP	DNP	-	DNP	DNP	DNP	1-6/0
Tedford, Quinn	1-5/0	DNP	DNP	1-5/0	DNP	DNP	DNP	DNP	DNP	DNP	DNP	DNP	DNP



**RETURN STATS GAME-BY-GAME**

<b>PUNT RETURNS</b>	<b>No-Yds</b>	<b>FS</b>	<b>CU</b>	<b>PC</b>	<b>WASH</b>	<b>ORE</b>	<b>USC</b>	<b>UTAH</b>	<b>UCLA</b>	<b>WSU</b>	<b>OSU</b>	<b>STAN</b>	<b>ASU</b>
Jones, Marvin	13-86	2-0	-	3-24	-	-	1-37	2-0	3-9	1-14	-	1-2	-
Allen, Keenan	4-32	1-7	-	-	-	-	1-5	-	-	2-20	-	-	-
Edmond, Coleman	1--8	-	-	1--8	-	-	-	-	-	DNP	DNP	DNP	-
Lee, Adrian	1--10	DNP	DNP	-	DNP	1--10	DNP	-	-	-	DNP	DNP	-
<b>KICK RETURNS</b>	<b>No-Yds</b>	<b>FS</b>	<b>CU</b>	<b>PC</b>	<b>WASH</b>	<b>ORE</b>	<b>USC</b>	<b>UTAH</b>	<b>UCLA</b>	<b>WSU</b>	<b>OSU</b>	<b>STAN</b>	<b>ASU</b>
Bigelow, Brendan	21-436	DNP	DNP	2-111	5-93	6-87	5-96	1-9	-	2-40	-	-	-
Edmond, Coleman	12-234	3-61	4-93	1-7	-	1-12	1-16	1-11	1-34	DNP	DNP	DNP	-
Manuel, Mike	11-226	-	DNP	-	DNP	DNP	DNP	DNP	-	-	1-23	5-103	5-100
Sofele, Isi	1-26	-	-	-	-	-	-	1-26	-	-	-	-	-
Rodgers, Richar	1-5	-	-	-	-	-	-	-	-	-	-	-	1-5
Miller, Anthony	1-4	-	1-4	-	-	-	-	-	-	-	-	-	-
<b>INT. RETURNS</b>	<b>No-Yds</b>	<b>FS</b>	<b>CU</b>	<b>PC</b>	<b>WASH</b>	<b>ORE</b>	<b>USC</b>	<b>UTAH</b>	<b>UCLA</b>	<b>WSU</b>	<b>OSU</b>	<b>STAN</b>	<b>ASU</b>
Williams, Steve	2-45	1-0	-	-	-	-	-	-	-	-	-	1-45	-
Cattouse, Sean	2-20	-	-	2-20	-	-	-	-	-	-	-	-	-
Campbell, D.J.	2-29	-	-	-	-	1-29	-	-	-	-	1-0	-	-
Kendricks, Mych	2-62	-	-	-	-	-	-	1-32	-	-	1-30	-	-
Hill, Josh	2-32	-	-	-	-	-	-	1-32	-	-	-	-	1-0
McClure, Stefan	1-8	-	DNP	-	-	-	-	1-8	-	-	-	-	-
Anthony, Marc	1-14	-	-	-	-	-	DNP	DNP	-	-	-	-	1-14
<b>FUMBLE RETURNS</b>	<b>No-Yds</b>	<b>FS</b>	<b>CU</b>	<b>PC</b>	<b>WASH</b>	<b>ORE</b>	<b>USC</b>	<b>UTAH</b>	<b>UCLA</b>	<b>WSU</b>	<b>OSU</b>	<b>STAN</b>	<b>ASU</b>
Kendricks, Mych	1-33	-	-	-	-	-	-	-	-	-	-	-	1-33
Guyton, Trevor	1-19	1-19	-	-	-	-	-	-	-	-	-	-	-

**SACKS GAME-BY-GAME**

<b>SACKS</b>	<b>UA-A</b>	<b>TOT</b>	<b>FS</b>	<b>CU</b>	<b>PC</b>	<b>WASH</b>	<b>ORE</b>	<b>USC</b>	<b>UTAH</b>	<b>UCLA</b>	<b>WSU</b>	<b>OSU</b>	<b>STAN</b>	<b>ASU</b>
Guyton, Trevor	3-3	4.5	-	-	-	1.5-6	-	-	1.0-1	1.0-6	-	1.0-10	-	-
Owusu, Ernest	3-3	4.5	-	-	1.5-4	-	1.0-10	-	1.0-2	-	-	1.0-9	-	-
Wilkerson, David	1-6	4.0	0.5-2	-	0.5-4	-	-	-	2.5-12	-	0.5-5	DNP	DNP	DNP
Whiteside, Cecil	3-0	3.0	1.0-7	DNP	1.0-8	-	DNP	DNP	-	-	1.0-9	-	-	-
Kendricks, Mychal	2-2	3.0	0.5-1	-	-	0.5-4	-	-	-	-	-	-	1.0-14	1.0-11
Payne, Kendrick	2-0	2.0	1.0-6	-	-	-	-	-	-	-	1.0-6	-	-	-
Holt, D.J.	1-2	2.0	-	-	-	-	-	-	-	1.0-6	1.0-7	-	-	-
Tipoti, Aaron	1-1	1.5	-	-	DNP	-	1.0-14	-	0.5-1	-	-	DNP	-	-
McCain, Chris	1-1	1.5	-	-	-	-	-	-	-	-	1.5-1	DNP	DNP	DNP
Davis, Ryan	1-0	1.0	1.0-8	-	-	-	-	-	-	-	-	-	DNP	DNP
Cattouse, Sean	1-0	1.0	1.0-2	-	-	-	-	-	-	-	-	-	-	-
Coleman, Deandre	0-2	1.0	-	-	1.0-4	-	-	-	-	-	-	-	-	-
Mullins, Robert	1-0	1.0	-	-	-	-	DNP	-	-	-	-	-	1.0-2	-
Hill, Josh	1-0	1.0	1.0-4	-	-	-	-	-	-	-	-	-	-	-
Moncrease, C.J.	0-1	0.5	-	-	0.5-3	-	-	-	-	-	-	-	-	-
Jalil, Mustafa	0-1	0.5	-	-	0.5-4	-	-	-	-	-	-	-	-	-

**TACKLE FOR LOSS GAME-BY-GAME**

<b>TFL</b>	<b>UA-A</b>	<b>TOT</b>	<b>FS</b>	<b>CU</b>	<b>PC</b>	<b>WASH</b>	<b>ORE</b>	<b>USC</b>	<b>UTAH</b>	<b>UCLA</b>	<b>WSU</b>	<b>OSU</b>	<b>STAN</b>	<b>ASU</b>
Kendricks, Mychal	11-4	13.0	2.5-10	1.0-5	-	0.5-4	-	1.0-1	-	1.5-3	1.0-2	1.0-1	2.5-18	2.0-12
Holt, D.J.	7-7	10.5	1.0-5	-	-	1.0-2	1.0-8	1.0-2	1.0-2	1.5-7	1.0-7	1.0-4	1.0-2	1.0-1
Guyton, Trevor	7-6	10.0	1.0-1	0.5-1	-	1.5-6	-	-	2.0-6	1.0-6	1.0-1	2.0-14	1.0-1	-
Owusu, Ernest	6-3	7.5	-	1.0-1	1.5-4	-	2.0-12	-	2.0-4	-	-	1.0-9	-	-
Wilkerson, David	2-7	5.5	0.5-2	-	0.5-4	-	-	0.5-2	3.5-22	-	0.5-5	DNP	DNP	DNP
McCain, Chris	3-4	5.0	-	-	-	0.5-1	1.0-1	1.0-4	-	1.0-2	1.5-1	DNP	DNP	DNP
Coleman, Deandre	4-2	5.0	-	-	3.0-8	-	1.0-3	-	-	-	-	1.0-1	-	-
Whiteside, Cecil	4-0	4.0	1.0-7	DNP	1.0-8	-	DNP	DNP	-	-	2.0-11	-	-	-
Camporeale, Dan	3-2	4.0	-	0.5-0	-	1.0-2	-	-	0.5-1	1.0-2	1.0-4	-	-	-
Anthony, Marc	4-0	4.0	-	-	1.0-1	1.0-2	1.0-3	DNP	DNP	-	-	-	-	1.0-2
Cattouse, Sean	3-1	3.5	1.0-2	-	-	-	1.0-3	-	-	-	-	0.5-0	1.0-2	-
Payne, Kendrick	3-0	3.0	1.0-6	1.0-3	-	-	-	-	-	-	1.0-6	-	-	-
Hill, Josh	2-2	3.0	2.0-10	-	-	0.5-0	-	-	-	-	-	0.5-1	-	-
Tipoti, Aaron	2-2	3.0	-	-	DNP	-	1.0-14	1.0-2	0.5-1	-	-	DNP	0.5-1	-
Campbell, D.J.	2-1	2.5	1.0-1	-	-	-	-	-	-	1.0-4	-	0.5-2	-	-
TEAM	2-0	2.0	-	-	-	-	-	-	-	2.0-3	-	-	-	-
Mullins, Robert	1-0	1.0	-	-	-	-	DNP	-	-	-	-	-	1.0-2	-
Williams, Steve	1-0	1.0	-	-	-	-	-	-	-	-	-	-	-	1.0-2
McClure, Stefan	0-2	1.0	-	DNP	0.5-3	-	-	0.5-2	-	-	-	-	-	-
Davis, Ryan	1-0	1.0	1.0-8	-	-	-	-	-	-	-	-	-	DNP	DNP
Jalil, Mustafa	0-2	1.0	-	-	0.5-4	-	-	-	-	-	-	0.5-2	-	-
Scarlett, Brennan	0-1	0.5	-	DNP	-	DNP	DNP	DNP	0.5-0	DNP	DNP	DNP	DNP	DNP
Moncrease, C.J.	0-1	0.5	-	-	0.5-3	-	-	-	-	-	-	-	-	-
Kaufusi, Keni	0-1	0.5	-	-	0.5-2	-	DNP	-	DNP	DNP	DNP	-	-	-

### FUMBLES GAME-BY-GAME

LOST	No-Yds	FS	CU	PC	WASH	ORE	USC	UTAH	UCLA	WSU	OSU	STAN	ASU
Sofele, Isi	7-4	2-1	-	-	-	-	-	-	1-1	2-1	-	1-1	1-0
Maynard, Zach	6-2	-	1-0	-	2-0	-	2-1	-	-	-	-	1-1	-
Miller, Anthony	2-0	-	1-0	-	-	-	-	-	-	-	-	-	1-0
Bridgford, Allan	2-0	DNP	DNP	-	DNP	-	DNP	-	DNP	2-0	DNP	DNP	DNP
Calvin, Michael	1-0	-	-	-	-	-	1-0	-	-	-	-	-	DNP
TEAM	1-0	-	-	-	1-0	DNP	DNP	-	-	-	-	DNP	-
Rodgers, Richard	1-1	-	-	-	-	-	-	-	-	-	-	-	1-1
Allen, Keenan	1-1	-	-	-	-	-	1-1	-	-	-	-	-	-
Lee, Adrian	1-0	DNP	DNP	-	DNP	1-0	DNP	-	-	-	DNP	DNP	-

FORCED	Number	FS	CU	PC	WASH	ORE	USC	UTAH	UCLA	WSU	OSU	STAN	ASU
Whiteside, Cecil	2	1	DNP	-	1	DNP	DNP	-	-	-	-	-	-
Guyton, Trevor	2	-	-	-	-	-	-	-	-	-	1	-	1
Tipoti, Aaron	1	-	-	DNP	-	-	-	1	-	-	DNP	-	-
Campbell, D.J.	1	-	-	-	-	-	-	-	-	-	-	-	1
Owusu, Ernest	1	-	-	-	-	1	-	-	-	-	-	-	-
Hill, Josh	1	-	-	-	1	-	-	-	-	-	-	-	-
Williams, Steve	1	-	-	-	-	-	-	-	1	-	-	-	-

RECOVERED	Number	FS	CU	PC	WASH	ORE	USC	UTAH	UCLA	WSU	OSU	STAN	ASU
Cattouse, Sean	2	-	-	-	1	-	-	-	-	-	1	-	-
Campbell, D.J.	2	-	-	-	-	-	-	1	1	-	-	-	-
Kendricks, Mychal	2	-	-	-	1	-	-	-	-	-	-	-	1
Guyton, Trevor	2	1	-	-	-	-	1	-	-	-	-	-	-
Camporeale, Dan	1	-	-	-	-	-	-	-	1	-	-	-	-
McClure, Stefan	1	-	DNP	-	-	-	1	-	-	-	-	-	-
Jalil, Mustafa	1	-	-	-	-	-	-	-	-	-	-	-	1

### GAME-BY-GAME STARTERS

#### OFFENSE

Opponent	WR	LT	LG	C	RG	RT	TE	WR	QB	FB	TB
Fresno State	Allen	Schwartz	Schwenke	Galas	Cheadle	Summers-Gavin	Miller	Jones	Maynard	Calvin (WR)	Sofele
Colorado	Allen	Schwartz	Schwenke	Galas	Cheadle	Summers-Gavin	Miller	Jones	Maynard	Calvin (WR)	Sofele
Presbyterian	Calvin	Schwartz	Schwenke	Galas	Cheadle	Summers-Gavin	Miller	Jones	Maynard	Kapp	Sofele
Washington	Allen	Schwartz	Schwenke	Galas	Cheadle	Summers-Gavin	Miller	Jones	Maynard	Kapp	Sofele
Oregon	Allen	Schwartz	Schwenke	Galas	Cheadle	Summers-Gavin	Miller	Jones	Maynard	Kapp	Sofele
USC	Allen	Schwartz	Schwenke	Galas	Cheadle	Summers-Gavin	Miller	Jones	Maynard	Ladner (TE)	Sofele
Utah	Allen	Schwartz	Schwenke	Galas	Cheadle	Summers-Gavin	Miller	Jones	Maynard	Calvin (WR)	Sofele
UCLA	Calvin	Schwartz	Schwenke	Galas	Cheadle	Summers-Gavin	Miller	Jones	Maynard	Kapp	Sofele
Washington State	Allen	Schwartz	Gates	Galas	Cheadle	Summers-Gavin	Miller	Jones	Maynard	Ladner (TE)	Sofele
Oregon State	Allen	Schwartz	Schwenke	Galas	Cheadle	Summers-Gavin	Miller	Jones	Maynard	Calvin (WR)	Sofele
Stanford	Allen	Schwartz	Schwenke	Galas	Cheadle	Summers-Gavin	Miller	Jones	Maynard	Kapp	Sofele
Arizona State	Allen	Schwartz	Schwenke	Galas	Cheadle	Summers-Gavin	Miller	Jones	Maynard	Bouza	Sofele

#### DEFENSE

Opponent	DE	NG	DE	OLB	ILB	ILB	OLB	CB	S	S	CB
Fresno State	Owusu	Wilkerson (OLB)	Guyton	Camporeale	Holt	Kendricks	Hill (NB)	Anthony	Campbell	Cattouse	Williams
Colorado	Owusu	Payne	Guyton	Camporeale	Holt	Kendricks	Davis	Anthony	Campbell	Cattouse	Williams
Presbyterian	Owusu	Payne	Guyton	Whiteside	Holt	Hurrell	Hill (NB)	Anthony	Campbell	Cattouse	Williams
Washington	Owusu	Payne	Guyton	Camporeale	Holt	Kendricks	Davis	Anthony	Campbell	Cattouse	Williams
Oregon	Owusu	Tipoti	Guyton	McCain	Holt	Kendricks	Davis	Anthony	Campbell	Cattouse	Williams
USC	Hill (NB)	Tipoti	Guyton	McCain	Holt	Kendricks	Wilkerson	McClure	Campbell	Cattouse	Williams
Utah	Owusu	Tipoti	Guyton	McCain	Holt	Kendricks	Camporeale	McClure	Campbell	Cattouse	Williams
UCLA	Owusu	Tipoti	Guyton	McCain	Holt	Mullins	Camporeale	Anthony	Campbell	Cattouse	Williams
Washington State	Hill (NB)	Tipoti	Guyton	McCain	Holt	Kendricks	Wilkerson	Anthony	Campbell	Cattouse	Williams
Oregon State	Coleman	Payne	Guyton	Whiteside	Holt	Kendricks	Hill (NB)	Anthony	Campbell	Cattouse	Williams
Stanford	Owusu	Tipoti	Guyton	Camporeale	Holt	Kendricks	Jalil (DE)	Anthony	Campbell	Cattouse	Williams
Arizona State	Coleman	Tipoti	Guyton	Whiteside	Holt	Kendricks	Hill (NB)	Anthony	Campbell	Cattouse	Williams

# SEASON/CAREER STATISTICS

## 2011 Cal Football California Individual Season/Career Statistics (as of Dec 14, 2011) All games

	SEASON									CAREER								
Rushing	gp	att	gain	loss	net	avg	td	lg	avg/g	gp	att	gain	loss	net	avg	td	lg	avg/g
Sofele, Isi	12	232	1320	54	1266	5.5	9	56	105.5	37	313	1755	69	1686	5.4	10	56	45.6
Anderson, C.J.	12	68	354	11	343	5.0	8	34	28.6	12	68	354	11	343	5.0	8	34	28.6
Maynard, Zach	12	76	328	181	147	1.9	4	43	12.2	12	76	328	181	147	1.9	4	43	12.2
Kapp, Will	10	6	63	0	63	10.5	1	43	6.3	36	7	63	1	62	8.9	1	43	1.7
Allen, Keenan	12	7	47	0	47	6.7	0	19	3.9	23	25	199	16	183	7.3	1	45	8.0
DeBoskie-Johnson, Co	10	10	46	6	40	4.0	1	9	4.0	24	62	350	29	321	5.2	2	30	13.4
Manuel, Mike	7	11	38	0	38	3.5	0	12	5.4	7	11	38	0	38	3.5	0	12	5.4
Yarnway, Dasarte	1	11	36	0	36	3.3	1	7	36.0	4	19	66	1	65	3.4	1	9	16.2
Bigelow, Brendan	10	6	32	7	25	4.2	0	12	2.5	10	6	32	7	25	4.2	0	12	2.5
Jones, Marvin	12	5	32	10	22	4.4	0	23	1.8	42	10	123	11	112	11.2	1	48	2.7
Anger, Bryan	12	1	5	0	5	5.0	0	5	0.4	50	1	5	0	5	5.0	0	5	0.1
Tyndall, John	11	1	5	0	5	5.0	0	5	0.5	31	4	11	1	10	2.5	0	5	0.3
Dumont, Nico	5	1	4	0	4	4.0	0	4	0.8	9	1	4	0	4	4.0	0	4	0.4
Bridgford, Allan	4	3	1	0	1	0.3	0	1	0.2	4	3	1	0	1	0.3	0	1	0.2
Calvin, Michael	11	1	0	13	-13	-13.0	0	0	-1.2	36	1	0	13	-13	-13.0	0	0	-0.4
TEAM	9	9	0	27	-27	-3.0	0	0	-3.0									
Total	12	448	2311	309	2002	4.5	24	56	166.8									
Opponents	12	407	1932	368	1564	3.8	16	68	130.3									
Passing	gp	effic	comp-att-int	pct	yds	td	lg	avg/g	gp	effic	comp-att-int	pct	yds	td	lg	avg/g		
Maynard, Zach	12	129.43	212-372-11	57.0	2802	17	90	233.5	12	129.44	213-373-11	57.1	2806	17	90	233.8		
Bridgford, Allan	4	88.93	13-32-0	40.6	184	0	33	46.0	4	88.93	13-32-0	40.6	184	0	33	46.0		
Mansion, Brock	1	71.00	1-2-0	50.0	5	0	5	5.0	14	85.25	71-146-5	48.6	677	2	50	48.4		
Allen, Keenan	12	326.80	1-1-0	100.0	27	0	22	2.2	23	449.80	2-2-0	100.0	44	1	22	1.9		
Sofele, Isi	12	0.00	0-0-0	0.0	0	0	0	0.0	37	0.00	0-0-0	0.0	0	0	0	0.0		
Total	12	126.44	227-407-11	55.8	3018	17	90	251.5										
Opponents	12	120.82	209-374-12	55.9	2509	17	78	209.1										
Receiving	gp	no.	yds	avg	td	lg	avg/g	gp	no.	yds	avg	td	lg	avg/g				
Allen, Keenan	12	89	1261	14.2	6	90	105.1	23	135	1751	13.0	11	90	76.1				
Jones, Marvin	12	54	758	14.0	3	51	63.2	42	149	2186	14.7	13	62	52.0				
Miller, Anthony	12	23	254	11.0	3	44	21.2	45	63	765	12.1	5	45	17.0				
Calvin, Michael	11	19	260	13.7	1	38	23.6	36	41	519	12.7	1	38	14.4				
Hagan, Spencer	12	12	94	7.8	2	16	7.8	24	12	94	7.8	2	16	3.9				
Anderson, C.J.	12	7	186	26.6	1	74	15.5	12	7	186	26.6	1	74	15.5				
Sofele, Isi	12	6	33	5.5	0	22	2.8	37	14	87	6.2	2	22	2.4				
DeBoskie-Johnson, Co	10	4	42	10.5	0	15	4.2	24	5	46	9.2	0	15	1.9				
Bouza, Jackson	5	3	32	10.7	0	19	6.4	5	3	32	10.7	0	19	6.4				
Manuel, Mike	7	2	9	4.5	0	9	1.3	7	2	9	4.5	0	9	1.3				
Dumont, Nico	5	2	8	4.0	1	6	1.6	9	2	8	4.0	1	6	0.9				
Maynard, Zach	12	1	27	27.0	0	22	2.2	12	1	27	27.0	0	22	2.2				
Kapp, Will	10	1	16	16.0	0	16	1.6	36	5	31	6.2	0	16	0.9				
Tyndall, John	11	1	13	13.0	0	13	1.2	31	2	19	9.5	0	13	0.6				
Bigelow, Brendan	10	1	11	11.0	0	11	1.1	10	1	11	11.0	0	11	1.1				
McGovern, Bryce	12	1	9	9.0	0	9	0.8	12	1	9	9.0	0	9	0.8				
Tedford, Quinn	1	1	5	5.0	0	5	5.0	3	1	5	5.0	0	5	1.7				
Total	12	227	3018	13.3	17	90	251.5											
Opponents	12	209	2509	12.0	17	78	209.1											



**2011 Cal Football  
California Individual Season/Career Statistics (as of Dec 14, 2011)  
All games**

	SEASON						CAREER					
Total Offense	g	plays	rush	pass	total	avg/g	g	plays	rush	pass	total	avg/g
Maynard, Zach	12	448	147	2802	2949	245.8	12	449	147	2806	2953	246.1
Sofele, Isi	12	232	1266	0	1266	105.5	37	313	1686	0	1686	45.6
Anderson, C.J.	12	68	343	0	343	28.6	12	68	343	0	343	28.6
Bridgford, Allan	4	35	1	184	185	46.2	4	35	1	184	185	46.2
Allen, Keenan	12	8	47	27	74	6.2	23	27	183	44	227	9.9
Kapp, Will	10	6	63	0	63	6.3	36	7	62	0	62	1.7
DeBoskie-Johnson, Co	10	10	40	0	40	4.0	24	62	321	0	321	13.4
Manuel, Mike	7	11	38	0	38	5.4	7	11	38	0	38	5.4
Yarnway, Dasarte	1	11	36	0	36	36.0	4	19	65	0	65	16.2
Bigelow, Brendan	10	6	25	0	25	2.5	10	6	25	0	25	2.5
Jones, Marvin	12	5	22	0	22	1.8	42	10	112	0	112	2.7
Mansion, Brock	1	2	0	5	5	5.0	14	171	20	677	697	49.8
Tyndall, John	11	1	5	0	5	0.5	31	4	10	0	10	0.3
Anger, Bryan	12	1	5	0	5	0.4	50	1	5	0	5	0.1
Dumont, Nico	5	1	4	0	4	0.8	9	1	4	0	4	0.4
Calvin, Michael	11	1	-13	0	-13	-1.2	36	1	-13	0	-13	-0.4
TEAM	9	9	-27	0	-27	-3.0						
Total	12	855	2002	3018	5020	418.3						
Opponents	12	781	1564	2509	4073	339.4						

Scoring	td	fg	PAT				dxp	saf	pts	td	fg	PAT				dxp	saf	pts
			kick	rush	rcv	pass						kick	rush	rcv	pass			
Tavecchio, Giorgio	-	19-22	35-41	-	-	-	-	-	92	-	47-63	111-119	-	-	-	-	-	252
Anderson, C.J.	9	-	-	-	-	-	-	-	54	9	-	-	-	-	-	-	-	54
Sofele, Isi	9	-	-	-	-	-	-	-	54	12	-	-	-	-	-	-	-	72
Allen, Keenan	6	-	-	-	-	-	-	-	36	12	-	-	-	-	-	-	-	72
Maynard, Zach	4	-	-	-	-	1-2	-	-	24	4	-	-	-	-	1-2	-	-	24
Jones, Marvin	3	-	-	-	1	-	-	-	20	14	-	-	-	1	-	-	-	86
Miller, Anthony	3	-	-	-	-	-	-	-	18	5	-	-	-	-	-	-	-	30
Hagan, Spencer	2	-	-	-	-	-	-	-	12	2	-	-	-	-	-	-	-	12
DeBoskie-Johnson, Co	1	-	-	-	-	-	-	-	6	2	-	-	-	-	-	-	-	12
Hill, Josh	1	-	-	-	-	-	-	-	6	1	-	-	-	-	-	-	-	6
Dumont, Nico	1	-	-	-	-	-	-	-	6	1	-	-	-	-	-	-	-	6
Kapp, Will	1	-	-	-	-	-	-	-	6	1	-	-	-	-	-	-	-	6
Yarnway, Dasarte	1	-	-	-	-	-	-	-	6	1	-	-	-	-	-	-	-	6
Guyton, Trevor	1	-	-	-	-	-	-	-	6	1	-	-	-	-	-	-	-	6
Bigelow, Brendan	1	-	-	-	-	-	-	-	6	1	-	-	-	-	-	-	-	6
Calvin, Michael	1	-	-	-	-	-	-	-	6	1	-	-	-	-	-	-	-	6
Total	44	19-22	35-41	-	1	1-2	-	-	358									
Opponents	36	14-19	33-33	-	1	1-2	-	-	293									

Punt Returns	no.	yds	avg	td	lg	no.	yds	avg	td	lg
Jones, Marvin	13	86	6.6	0	37	13	86	6.6	0	37
Allen, Keenan	4	32	8.0	0	12	6	40	6.7	0	12
Edmond, Coleman	1	-8	-8.0	0	0	1	-8	-8.0	0	0
Lee, Adrian	1	-10	-10.0	0	0	1	-10	-10.0	0	0
Total	19	100	5.3	0	37					
Opponents	16	119	7.4	1	18					

Kick Returns	no.	yds	avg	td	lg	no.	yds	avg	td	lg
Bigelow, Brendan	21	436	20.8	1	88	21	436	20.8	1	88
Edmond, Coleman	12	234	19.5	0	34	16	333	20.8	0	34
Manuel, Mike	11	226	20.5	0	28	11	226	20.5	0	28
Rodgers, Richard	1	5	5.0	0	5	1	5	5.0	0	5
Sofele, Isi	1	26	26.0	0	26	23	468	20.3	0	65
Miller, Anthony	1	4	4.0	0	4	1	4	4.0	0	4
Total	47	931	19.8	1	88					
Opponents	64	1296	20.2	0	53					

**2011 Cal Football**  
**California Individual Season/Career Statistics (as of Dec 14, 2011)**  
**All games**

SEASON						CAREER					
Interceptions	no.	yds	avg	td	lg	no.	yds	avg	td	lg	
Campbell, D.J.	2	29	14.5	0	29	2	29	14.5	0	29	
Kendricks, Mychal	2	62	31.0	0	32	4	130	32.5	1	68	
Williams, Steve	2	45	22.5	0	45	3	45	15.0	0	45	
Cattouse, Sean	2	20	10.0	0	20	7	44	6.3	0	20	
Hill, Josh	2	32	16.0	1	32	4	46	11.5	1	32	
Anthony, Marc	1	14	14.0	0	14	3	32	10.7	0	18	
McClure, Stefan	1	8	8.0	0	8	1	8	8.0	0	8	
<b>Total</b>	<b>12</b>	<b>210</b>	<b>17.5</b>	<b>1</b>	<b>45</b>						
<b>Opponents</b>	<b>11</b>	<b>86</b>	<b>7.8</b>	<b>1</b>	<b>29</b>						

Fumble Returns	no.	yds	avg	td	lg	no.	yds	avg	td	lg	
Guyton, Trevor	1	19	19.0	1	19	1	19	19.0	1	19	
Kendricks, Mychal	1	33	33.0	0	33	2	78	39.0	0	45	
<b>Total</b>	<b>2</b>	<b>52</b>	<b>26.0</b>	<b>1</b>	<b>33</b>						
<b>Opponents</b>	<b>1</b>	<b>9</b>	<b>9.0</b>	<b>1</b>	<b>7</b>						

All Purpose	g	rush	rcv	pr	kr	ir	total	avg/g	g	rush	rcv	pr	kr	ir	total	avg/g
Allen, Keenan	12	47	1261	32	0	0	1340	111.7	23	183	1751	40	406	0	2380	103.5
Sofele, Isi	12	1266	33	0	26	0	1325	110.4	37	1686	87	0	468	0	2241	60.6
Jones, Marvin	12	22	758	86	0	0	866	72.2	42	112	2186	86	0	0	2384	56.8
Anderson, C.J.	12	343	186	0	0	0	529	44.1	12	343	186	0	0	0	529	44.1
Bigelow, Brendan	10	25	11	0	436	0	472	47.2	10	25	11	0	436	0	472	47.2
Manuel, Mike	7	38	9	0	226	0	273	39.0	7	38	9	0	226	0	273	39.0
Miller, Anthony	12	0	254	0	4	0	258	21.5	45	0	765	0	4	0	769	17.1
Calvin, Michael	11	-13	260	0	0	0	247	22.5	36	-13	519	0	0	0	506	14.1
Edmond, Colema	9	0	0	-8	234	0	226	25.1	15	0	0	-8	333	0	325	21.7
Maynard, Zach	12	147	27	0	0	0	174	14.5	12	147	27	0	0	0	174	14.5
Hagan, Spencer	12	0	94	0	0	0	94	7.8	24	0	94	0	0	0	94	3.9
DeBoskie-Johns	10	40	42	0	0	0	82	8.2	24	321	46	0	14	0	381	15.9
Kapp, Will	10	63	16	0	0	0	79	7.9	36	62	31	0	3	0	96	2.7
Kendricks, Mych	12	0	0	0	0	62	62	5.2	50	0	0	26	0	130	156	3.1
Williams, Steve	12	0	0	0	0	45	45	3.8	24	0	0	0	0	45	45	1.9
Yamway, Dasart	1	36	0	0	0	0	36	36.0	4	65	0	0	0	0	65	16.2
Bouza, Jackson	5	0	32	0	0	0	32	6.4	5	0	32	0	0	0	32	6.4
Hill, Josh	12	0	0	0	0	32	32	2.7	35	0	0	0	0	46	46	1.3
Campbell, D.J.	12	0	0	0	0	29	29	2.4	45	0	0	0	0	29	29	0.6
Cattouse, Sean	12	0	0	0	0	20	20	1.7	48	0	0	0	0	44	44	0.9
Tyndall, John	11	5	13	0	0	0	18	1.6	31	10	19	0	5	0	34	1.1
Anthony, Marc	10	0	0	0	0	14	14	1.4	29	0	0	0	0	32	32	1.1
Dumont, Nico	5	4	8	0	0	0	12	2.4	9	4	8	0	0	0	12	1.3
McGovern, Bryce	12	0	9	0	0	0	9	0.8	12	0	9	0	0	0	9	0.8
McClure, Stefan	11	0	0	0	0	8	8	0.7	11	0	0	0	0	8	8	0.7
Anger, Bryan	12	5	0	0	0	0	5	0.4	50	5	0	0	0	0	5	0.1
Tedford, Quinn	1	0	5	0	0	0	5	5.0	3	0	5	0	0	0	5	1.7
Rodgers, Richard	12	0	0	0	5	0	5	0.4	12	0	0	0	5	0	5	0.4
Bridgford, Allan	4	1	0	0	0	0	1	0.2	4	1	0	0	0	0	1	0.2
Lee, Adrian	6	0	0	-10	0	0	-10	-1.7	6	0	0	-10	0	0	-10	-1.7
<b>TEAM</b>	<b>9</b>	<b>-27</b>	<b>0</b>	<b>0</b>	<b>0</b>	<b>0</b>	<b>-27</b>	<b>-3.0</b>								
<b>Total</b>	<b>12</b>	<b>2002</b>	<b>3018</b>	<b>100</b>	<b>931</b>	<b>210</b>	<b>6261</b>	<b>521.8</b>								
<b>Opponents</b>	<b>12</b>	<b>1564</b>	<b>2509</b>	<b>119</b>	<b>1296</b>	<b>86</b>	<b>5574</b>	<b>464.5</b>								

Field Goals	att	good	long	blkd	att	good	long	blkd
Tavecchio, Giorgio	22	19	54	2	63	47	54	3
<b>Total</b>	<b>22</b>	<b>19</b>	<b>54</b>	<b>2</b>				
<b>Opponents</b>	<b>19</b>	<b>14</b>	<b>52</b>	<b>0</b>				

Punting	no.	yds	avg	lg	blk	no.	yds	avg	lg	blk
Anger, Bryan	46	2050	44.6	64	1	248	10799	43.5	76	2
<b>Total</b>	<b>46</b>	<b>2050</b>	<b>44.6</b>	<b>64</b>	<b>1</b>					
<b>Opponents</b>	<b>59</b>	<b>2585</b>	<b>43.8</b>	<b>63</b>	<b>2</b>					

**2011 Cal Football**  
**California Individual Season/Career Statistics (as of Dec 14, 2011)**  
**All games**

SEASON													CAREER										
Kickoffs						no.	yds	avg	tb	ob							no.	yds	avg	tb	ob		
Tavecchio, Giorgio						73	4447	60.9	7	1							242	14585	60.3	14	6		
Total						73	4447	60.9	7	1													
Opponents						60	3712	61.9	10	1													
##	Defensive Leaders	gp	ua	a	total	tfl	sack	int	pbu	fr	ff	blk	gp	ua	a	total	tfl	sack	int	pbu	fr	ff	blk
30	Kendricks, Mychal	12	59	37	96	13.0	3.0	2	2	2	.	.	50	144	104	248	35.0	13.5	4	5	7	1	1
3	Holt, D.J.	12	45	36	81	10.5	2.0	.	2	.	.	.	49	115	102	217	20.5	4.0	.	8	2	3	.
11	Cattouse, Sean	12	45	26	71	3.5	1.0	2	2	2	.	.	48	118	62	180	7.0	2.0	7	17	2	.	.
7	Campbell, D.J.	12	39	24	63	2.5	.	2	5	2	1	.	45	64	38	102	4.5	2.0	2	7	4	1	.
23	Hill, Josh	12	30	18	48	3.0	1.0	2	5	.	1	.	35	84	42	126	5.0	1.0	4	15	2	2	.
92	Guyton, Trevor	12	18	24	42	10.0	4.5	.	.	2	2	.	41	32	55	87	22.5	10.0	.	.	2	3	.
0A	Williams, Steve	12	35	6	41	1.0	.	2	11	.	1	.	24	51	16	67	2.0	1.0	3	15	.	2	.
2	Anthony, Marc	10	26	7	33	4.0	.	1	10	.	.	.	29	58	23	81	4.5	.	3	16	.	1	.
95	Owusu, Ernest	12	12	15	27	7.5	4.5	.	2	.	1	.	41	26	27	53	14.0	8.0	.	5	.	1	.
40	McCain, Chris	9	13	13	26	5.0	1.5	.	.	.	.	.	9	13	13	26	5.0	1.5	.	.	.	.	.
2A	McClure, Stefan	11	15	9	24	1.0	.	1	2	1	.	.	11	15	9	24	1.0	.	1	2	1	.	.
50	Tipoti, Aaron	10	9	12	21	3.0	1.5	.	.	.	1	.	32	16	40	56	5.0	1.5	.	.	.	2	.
91	Coleman, Deandre	12	12	6	18	5.0	1.0	.	.	.	.	.	24	22	14	36	8.0	1.0	.	1	1	.	.
43	Camporeale, Dan	12	10	8	18	4.0	.	.	.	1	.	.	13	10	9	19	4.0	.	.	.	1	.	.
14	Whiteside, Cecil	9	12	5	17	4.0	3.0	.	1	.	2	.	9	12	5	17	4.0	3.0	.	1	.	2	.
44	Wilkerson, David	9	4	13	17	5.5	4.0	.	.	.	.	.	12	5	14	19	5.5	4.0	.	.	.	.	.
22	Kapp, Will	10	9	8	17	0.0	.	.	.	.	.	.	36	18	12	30	0.0	.	.	.	.	.	.
96	Payne, Kendrick	12	10	6	16	3.0	2.0	.	.	.	.	.	36	19	17	36	7.0	3.0	.	1	1	.	.
0E	Coley, Michael	9	7	7	14	0.0	.	.	2	.	.	.	9	7	7	14	0.0	.	.	2	.	.	.
34	Hurrell, J.P.	12	6	7	13	0.0	.	.	1	.	.	.	37	15	18	33	0.5	.	.	2	1	.	.
8	Moncrease, C.J.	12	6	7	13	0.5	0.5	.	1	.	.	.	24	15	10	25	0.5	0.5	.	1	.	1	.
90	Jalil, Mustafa	12	7	5	12	1.0	0.5	.	.	1	.	.	12	7	5	12	1.0	0.5	.	.	1	.	.
37	Mullins, Robert	11	6	3	9	1.0	1.0	.	.	.	.	.	24	12	10	22	1.0	1.0	.	.	.	1	.
2B	Davis, Ryan	10	4	4	8	1.0	1.0	.	1	.	.	.	16	7	5	12	2.0	1.0	.	1	.	.	.
0D	Sebastian, Avery	11	5	3	8	0.0	.	.	.	.	.	.	11	5	3	8	0.0	.	.	.	.	.	.
0I	Jackson, Kameron	5	4	2	6	0.0	.	.	.	.	.	.	5	4	2	6	0.0	.	.	.	.	.	.
6	Logan, Alex	11	2	3	5	0.0	.	.	.	.	.	.	16	3	3	6	0.0	.	.	.	.	.	.
55	Moala, Viliami	12	2	2	4	0.0	.	.	.	.	.	.	12	2	2	4	0.0	.	.	.	.	.	.
17	Scarlett, Brennan	3	2	2	4	0.5	.	.	.	.	.	.	3	2	2	4	0.5	.	.	.	.	.	.
4J	Tavecchio, Giorgio	12	2	2	4	0.0	.	.	.	.	.	.	45	4	4	8	0.0	.	.	.	.	.	.
21	Allen, Keenan	12	3	.	3	0.0	.	.	.	.	.	.	23	6	.	6	0.0	.	.	.	.	.	.
1	Jones, Marvin	12	2	1	3	0.0	.	.	.	.	.	.	42	3	1	4	0.0	.	.	.	.	.	.
56	Kaufusi, Keni	8	.	2	2	0.5	.	.	.	.	.	.	8	.	2	2	0.5	.	.	.	.	.	.
35	Agu, Ted	1	1	1	2	0.0	.	.	.	.	.	.	1	1	1	2	0.0	.	.	.	.	.	.
42	Fanua, Steven	2	1	1	2	0.0	.	.	.	.	.	.	6	2	4	6	0.0	.	.	.	.	.	.
TM	TEAM	9	2	.	2	2.0	.	.	.	.	.	.											
5J	Rios, Matt	12	1	1	2	0.0	.	.	.	.	.	.	38	2	1	3	0.0	.	.	.	.	.	.
57	Schwenke, Brian	11	.	1	1	0.0	.	.	.	.	.	.	35	.	1	1	0.0	.	.	.	.	.	.
1A	Calvin, Michael	11	1	.	1	0.0	.	.	.	.	.	1	36	3	.	3	0.0	.	.	.	.	1	1
80	Miller, Anthony	12	1	.	1	0.0	.	.	.	.	.	.	45	2	.	2	0.0	.	.	.	.	.	.
33	DeBoskie-Johnson, Co	10	1	.	1	0.0	.	.	.	.	.	.	24	1	.	1	0.0	.	.	.	.	.	.
9	Anderson, C.J.	12	.	1	1	0.0	.	.	.	.	.	.	12	.	1	1	0.0	.	.	.	.	.	.
3A	Tyndall, John	11	1	.	1	0.0	.	.	.	.	.	.	31	7	2	9	0.0	.	.	.	.	.	.
0B	Edmond, Coleman	9	1	.	1	0.0	.	.	.	.	.	.	15	1	.	1	0.0	.	.	.	.	.	.
5G	Clark, Austin	11	1	.	1	0.0	.	.	.	.	.	.	14	1	.	1	0.0	.	.	.	.	.	.
82	Rodgers, Richard	12	.	.	.	0.0	.	.	.	.	.	1	12	.	.	.	0.0	.	.	.	.	.	1
Total		12	472	328	800	92	32	12	47	11	9	2											
Opponents		12	487	332	819	62	22	11	44	8	11	8											



# PAC-12 HONORS

## 2011 ALL-PAC-12 FOOTBALL TEAM

### FIRST-TEAM OFFENSE

QB ..... Andrew Luck, Jr., Stanford (2)  
 RB ..... LaMichael James, Jr., Oregon (2)  
 RB ..... Chris Polk, Jr., Washington  
 WR ..... **Keenan Allen, So., Cal**  
 WR ..... Robert Woods, So., USC  
 TE ..... Coby Fleener, Sr., Stanford  
 OL ..... Tony Bergstrom, Sr., Utah  
 OL ..... David DeCastro, Jr., Stanford (2)  
 OL ..... Matt Kalil, Jr., USC  
 OL ..... Jonathan Martin, Jr., Stanford (2)  
 OL ..... **Mitchell Schwartz, Sr., Cal**  
 (2) – Two-time selection

### SECOND-TEAM OFFENSE

QB ..... Matt Barkley, Jr., USC  
 RB ..... Stepfan Taylor, Jr., Stanford  
 RB ..... John White IV, Jr., Utah  
 WR ..... Marqise Lee, Fr., USC  
 WR ..... Marquess Wilson, So., Washington State  
 TE ..... David Paulson, Sr., Oregon  
 OL ..... David Bakhtiari, So., Colorado  
 OL ..... John Cullen, Sr., Utah  
 OL ..... Garth Gerhart, Sr., Arizona State  
 OL ..... Khaled Holmes, Jr., USC  
 OL ..... Senio Kelemete, Sr., Washington

### COACH OF THE YEAR

David Shaw, Stanford

### OFFENSIVE PLAYER OF THE YEAR

Andrew Luck, QB, Sr., Stanford

### PAT TILLMAN DEFENSIVE PLAYER OF THE YEAR

Mychal Kendricks, Sr., LB, Cal

### FRESHMAN OFFENSIVE CO-PLAYERS OF THE YEAR

Marqise Lee, WR, USC  
 De'Anthony Thomas, RB, Oregon

### FRESHMAN DEFENSIVE PLAYER OF THE YEAR

Dion Bailey, LB, USC

### FIRST-TEAM DEFENSE

DL ..... Dion Jordan, Jr., Oregon  
 DL ..... Star Lotulelei, Jr., Utah  
 DL ..... Nick Perry, Jr., USC  
 DL ..... Derrick Shelby, Sr., Utah  
 LB ..... Josh Kaddu, Sr., Oregon  
 LB ..... **Mychal Kendricks, Sr., Cal**  
 LB ..... Chase Thomas, Jr., Stanford  
 DB ..... Delano Howell, Sr., Stanford  
 DB ..... T.J. McDonald, Jr., USC  
 DB ..... Eddie Pleasant, Sr., Oregon  
 DB ..... Nickell Robey, So., USC

### SECOND-TEAM DEFENSE

DL ..... Ben Gardner, So., Stanford  
 DL ..... **Trevor Guyton, Sr., Cal**  
 DL ..... Wes Horton, Jr., USC  
 DL ..... Travis Long, Jr., Washington State  
 LB ..... Dion Bailey, Fr., USC  
 LB ..... Cort Dennison, Sr., Washington  
 LB ..... Alex Hoffman-Ellis, Sr., Washington State  
 DB ..... John Boyett, Jr., Oregon  
 DB ..... Clint Floyd, Sr., Arizona State  
 DB ..... Jordan Poyer, Jr., Oregon State  
 DB ..... Trevin Wade, Sr., Arizona

### FIRST-TEAM SPECIALISTS

PK ..... Andre Heidari, Fr., USC  
 P ..... **Bryan Anger, Sr., Cal (3)**  
 RS ..... De'Anthony Thomas, Fr., Oregon  
 ST ..... Rhett Ellison, Sr., USC  
 (3) – Three-time selection

### SECOND-TEAM SPECIALISTS


PK ..... Jordan Williamson, Fr., Stanford  
 P ..... Jackson Rice, Jr., Oregon  
 RS ..... Jamal Miles, Jr., Arizona State  
 ST ..... Derrick Coleman, Sr., UCLA

### HONORABLE MENTION

**CAL:** DB D.J. Campbell, Sr.; DB Sean Cattouse, Sr.; OL Justin Cheadle, Sr.; LB D.J. Holt, Sr.; WR Marvin Jones, Sr.; TE Anthony Miller, Sr.; RB Isi Sofele, Jr.; OL Matt Summers-Gavin, Sr.; PK Giorgio Tavecchio, Sr.; DL Aaron Tipoti, Jr.



# BOWL HISTORY & RECORDS



## ROSE BOWL

JANUARY 1, 1921

CALIFORNIA	28
OHIO STATE	0

College football may never again witness the dominance displayed by California's legendary "Wonder Teams" of the 1920s, and the 1920 football team, in particular, will be remembered as one of the all-time great teams in the sport's history. Under coach Andy Smith, the Golden Bears completely dismantled opponents en route to an 8-0 record and their first Rose Bowl appearance. Despite their record and the fact that they had outscored opponents by a margin of 482-14, the Bears entered the contest as an underdog. Possibly because some Easterners had not yet developed much respect for student-athletes on the West Coast, a respected Ohio State team was predicted to beat California by six points.

The Bears wasted little time in refuting such predictions, as Pesky Spratt scored a touchdown early in the first quarter to give California a 7-0 lead. That only proved to be the beginning of what was to become a rout, as Smith's team was able to score two more touchdowns in the second quarter while a ferocious Bear defense held Ohio State scoreless for a 21-0 halftime lead. One of the scores came on a piece of Wonder Team trickery, as Spratt pitched the ball to end Brick Muller on a reverse who heaved the ball over 50 yards to Brodie Stephens for the touchdown. That play helped California break the game open and is thought of as one of the most famous plays in the history of the Rose Bowl. The Golden Bears subsequently earned the unofficial national title.

California	7	14	0	7	-	28
Ohio State	0	0	0	0	-	0
				<b>Cal</b>	<b>Ohio State</b>	
First Downs				17		11
Net Yards Rushing				244		105
Passing (Comp-Att)				6-9		11-24
Net Yards Passing				102		133
Total Offense Yards				346		238



## ROSE BOWL


JANUARY 1, 1929

GEORGIA TECH	8
CALIFORNIA	7

The Rose Bowl of 1929 will be remembered forever as one of the most amazing and most talked about games played in the history of collegiate football. California faced an undefeated Georgia Tech squad in a very closely contested battle that was made most memorable thanks to a single play by California's Roy Riegels. After a scoreless first quarter, the Bears threatened by moving the ball to Georgia Tech's 25-yard line. They were unable to get any farther, however, and possession was lost on downs. The next play became one of the most famous (or infamous) of all time. Riegels, California's All-American center, placed his name in the game's lore when Georgia Tech's Stumpy Thomason was hit by the Bears' Benny Lom at the Georgia Tech 30. Riegels scooped up the fumble and started in the right direction, but suddenly he spun around and headed the wrong way. Riegels had reached the Cal one-yard-line before Lom was able to spin him back around, only to be tackled by Georgia Tech. The play led to a safety when the Engineers blocked Lom's subsequent punt.

Georgia Tech had a 2-0 lead at halftime, then scored again in the third quarter for an 8-0 lead going into the fourth quarter. The Bears finally scored late in the fourth quarter when Lom passed to Irv Phillips in the end zone.

California	0	0	0	7	-	7
Georgia Tech	0	2	6	0	-	8
				<b>Cal</b>	<b>Georgia Tech</b>	
First Downs (Rush-Pass)				11 (8-3)		5 (4-1)
Net Yards Rushing (Att-Yards)				51-204		42-166
Passing (Comp-Att-Int)				4-12-1		1-3-0
Net Yards Passing				67		23
Total Offense Plays				63		45
Total Offense Yards				271		189



## ROSE BOWL

JANUARY 1, 1922

CALIFORNIA	0
WASHINGTON & JEFFERSON	0

California's Wonder Team of 1921 defeated every opponent they faced in the regular season, scoring a total of 167 points against conference opponents while only allowing 10. California took a 9-0 record into its second straight Rose Bowl, and although the Bears were predicted to record an easy victory, steady rains had reduced the field to a quagmire, and coach Andy Smith predicted a 0-0 tie. The Bears only gained 49 yards in total offense with two first downs while Washington & Jefferson had a 36-yard touchdown run called back on an offside penalty. The Bears original strategy to use a wide-open passing attack was impossible given field conditions, and they instead relied on power. The results were almost disastrous for the Bears, but Archie Nisbet averaged 39.7 yards on 13 punts and deserved much credit for keeping the Presidents from the end zone.

The Washington & Jefferson athletes were older than the average college player, and California originally objected to having to play a team from a school whose scholarship requirements were far below that of California. The relatively unknown school representing the East was able to keep the Bears from scoring in the swamp-like condition of the field and put an end to California's winning streak at 18 games.

California	0	0	0	0	-	0
Wash. & Jeff.	0	0	0	0	-	0
				<b>Cal</b>	<b>Wash. &amp; Jeff.</b>	
First Downs				2		8
Net Yards Rushing				49		114
Passing (Comp-Att)				2-6		1-4
Net Yards Passing				0		23
Total Offense Yards				49		137



## ROSE BOWL

JANUARY 1, 1938

CALIFORNIA	13
ALABAMA	0

California returned to the Rose Bowl with the "Thunder Team" of 1937. With a devastating offensive backfield and a rock-solid defense, the Golden Bears trampled their opponents in the regular season, posting a 9-0-1 record and scoring a total of 201 points while allowing only 33. The Bears, under coach Stub Allison, recorded six shutouts against opponents and utilized a punishing ground game which not only earned the team the nickname "The Thunder Team" but landed the undefeated squad a berth in the Rose Bowl.

In the Rose Bowl of 1938, the Bears recorded an impressive victory over Alabama, 13-0. California relied on its brilliant backfield of Vic Bottari and Sam Chapman to pave the way on offense. And on defense, the Bears rendered the Crimson Tide offense ineffective, holding Alabama scoreless. Following a fumble recovery by Perry Schwartz in the second quarter, the Bears marched 61 yards and scored on a four-yard run by Bottari. The only other score came early in the third quarter, when Bottari added a second touchdown on another four-yard run, making the final margin 13-0. California had completed an undefeated season for the first time since the Wonder Teams of the 1920s, and was rewarded with its most recent national championship.


California	0	7	6	0	-	13
Alabama	0	0	0	0	-	0
				<b>Cal</b>	<b>Alabama</b>	
First Downs				11		11
Net Yards Rushing				192		140
Passing (Comp-Att)				2-9		3-13
Net Yards Passing				16		40
Total Offense Yards				208		180



## ROSE BOWL

JANUARY 1, 1949

NORTHWESTERN	20
CALIFORNIA	14



Pappy Waldorf will always be remembered as one of the greatest coaches ever at California, and his 1948 team was the first of three consecutive squads he would lead to the Rose Bowl. The Bears of 1948 crushed their opponents en route to an undefeated 10-win regular season and a berth in the Rose Bowl of 1949. The Bears scored nearly three times as many total points as they allowed, and proved themselves as the top team on the West Coast.

The Rose Bowl of 1949 was billed as a battle of wits, as it pitted Pappy Waldorf against one of his former players, Northwestern coach Bob Voight's. It proved to be an outstanding game, as the Bears matched the running of Jackie Jensen and Jack Swamer against Frank Aschenbrenner, Ed Tunnickliff and Art Murakowski of Northwestern. Aschenbrenner opened the scoring with a 73-yard touchdown run in the first quarter, but Jensen returned the favor with a 67-yard scoring run of his own on the next series. The game may have been decided on a controversial touchdown in the second quarter, when Murakowski scored from one yard out as he fumbled into the end zone. With Jensen sidelined by leg cramps, the Bears took the lead, 14-13, in the third quarter on a run by Swamer. Northwestern came back, however, to score the winning touchdown on a 43-yard run by Tunnickliff with 2:59 left in the game. Although the Bears lost the game, the final Associated Press Poll still ranked California fourth in the nation.


California	7	0	7	0	-	14
Northwestern	7	6	0	7	-	20
			<b>Cal</b>		<b>Northwestern</b>	
First Downs (Rush-Pass-Pen)			12 (8-4-0)			6 (5-1-0)
Net Yards Rushing (Att-Yards)			54-173			45-273
Passing (Comp-Att-Int)			6-16-4			1-4-0
Net Yards Passing			83			17
Total Offense Plays			70			49
Total Offense Yards			256			290



## ROSE BOWL

JANUARY 2, 1950

OHIO STATE	17
CALIFORNIA	14



The Golden Bears entered the 1950 Rose Bowl with a perfect 10-0 regular season record and what many considered to be the West Coast's finest post-World War II team. Under coach Pappy Waldorf, the 1949 Bears were an even more dominant team than the previous year's Rose Bowl team. Cal scored an average of over 30 points per contest while only allowing slightly over 11 points per game in the regular season.

The Bears had built a 7-0 halftime lead on a seven-yard run by Jim Monachino, but Ohio State scored 14 unanswered points to open a 14-7 lead at the end of the third quarter. Monachino stunned the Buckeyes early in the final period when his 44-yard touchdown run tied the score at 14-14, but the Bears were to be denied once again. A bad punt by Bob Celeri gave Ohio State the ball deep in California territory late in the game and Ohio State's Jim Hague kicked a 17-yard game-winning field goal with 1:57 left in the contest. The Bears had managed to lose two consecutive Rose Bowls, but if it was any consolation, the final Associated Press Poll ranked the Golden Bears third in the country.


California	0	7	0	7	-	14
Ohio State	0	0	14	3	-	17
				<b>Cal</b>		<b>Ohio State</b>
First Downs (Rush-Pass-Pen)			12 (8-3-1)			19 (18-1-0)
Net Yards Rushing (Att-Yards)			40-133			67-221
Passing (Comp-Att-Int)			3-13-4			5-14-1
Net Yards Passing			106			34
Total Offense Plays			53			81
Total Offense Yards			239			255



## ROSE BOWL

JANUARY 1, 1951

MICHIGAN	14
CALIFORNIA	6



Pappy Waldorf took his Golden Bears team of 1950 to a third consecutive Rose Bowl. Again the Bears entered the Rose Bowl as an undefeated team that had laid waste to the Pacific Coast Conference. And once again California's string of hard luck Rose Bowl defeats continued. The Bears appeared ready to give coach Waldorf his first post-season victory, as they entered the game with a 9-0-1 record, having outscored opponents 218-76 during the regular season.

On the third play of the game, Pete Schabarum exploded on a 73-yard touchdown run that was wiped out because of a penalty. The Bears went ahead 6-0 in the second quarter on a 39-yard touchdown pass from Jim Marinos to Bob Cummings, and it looked as if the Bears might get that elusive Rose Bowl victory. After halftime, however, the Wolverines dominated the action and with only 5:37 left in the game, Michigan took its first lead. Moments later they added a second touchdown to secure a 14-6 win.

Although Pappy was never able to lead California to a Rose Bowl victory, the Golden Bears compiled a 53-9-1 record under coach Waldorf from 1947-52. Even after the Bears lost to Michigan in 1951, California was ranked as high as the fourth best team in the nation in the final polls (No. 4 UPI, No. 5 AP), making it three straight seasons that the Bears had finished among the top five teams in the country.

California	0	6	0	0	-	6
Michigan	0	0	0	14	-	14
			<b>Cal</b>		<b>Michigan</b>	
First Downs (Rush-Pass-Pen)			12 (11-1-0)		17 (8-8-1)	
Net Yards Rushing (Att-Yards)			51-175		39-145	
Passing (Comp-Att-Int)			4-8-0		15-21-2	
Net Yards Passing			69		146	
Total Offense Plays			59		60	
Total Offense Yards			244		291	



## ROSE BOWL

JANUARY 1, 1959


IOWA	38
CALIFORNIA	12

California's last Rose Bowl appearance was one that many Old Blues would like to forget. Behind quarterback Joe Kapp and halfback Jack Hart, the Bears defeated both USC and UCLA en route to a 7-3 regular season record and the Pacific Coast Conference title. Cal was the premier team on the West Coast and on January 1, 1959, the Bears faced Iowa in the Rose Bowl.

Cal wasn't given much of a chance of upending Iowa and that played out true to form as the Hawkeyes recorded a convincing 38-12 victory. The Bears could do little to stop Iowa's powerful rushing game, as the Hawkeyes broke the Rose Bowl record for rushing yardage (429) and total offense (516). Iowa's Bob Jeter erased another Rose Bowl record with an 81-yard touchdown run and finished with 194 yards on only nine carries. Iowa had a commanding 20-0 halftime lead, then increased it to 32-6 after three quarters. Hart was able to score a pair of second half TDs on two runs, but it was hardly enough to turn the tide.

California	0	0	6	6	-	12
Iowa	7	13	12	6	-	38
			<b>Cal</b>			<b>Iowa</b>
First Downs (Rush-Pass-Pen)			20 (15-5-0)			24 (18-5-1)
Net Yards Rushing (Att-Yards)			53-214			55-429
Passing (Comp-Att-Int)			9-20-2			9-14-0
Net Yards Passing			130			87
Total Offense Plays			73			69
Total Offense Yards			344			516





## GARDEN STATE BOWL


DECEMBER 15, 1979

TEMPLE	28
CALIFORNIA	17

California returned to post-season play for the first time in 20 years at the 1979 Garden State Bowl. Behind quarterback Rich Campbell, Cal featured a good offense and a solid defense that only yielded 15 points per contest in the regular season. The Bears won their first two and last two games of the year, all on the road, including impressive victories over Washington State and Stanford to bring home the Axe.

Facing Temple in the Garden State Bowl was no easy task for the Bears, as California failed to answer the Owls' rushing attack and suffered a 28-17 defeat. The Owls took control of the game early, scoring on their first three possessions to open a 21-0 first quarter lead. Campbell put the Bears back in the game on a pair of second quarter touchdown passes to Matt Bouza and Joe Rose. The score remained 21-14 Temple until the fourth quarter when Mick Luckhurst's 34-yard field goal pulled California within four at 21-17. That was as close as the Bears were able to come, however, as Temple scored another touchdown late in the game to secure the win.

California	0	14	0	3	-	17
Temple	21	0	0	7	-	28
	<b>Cal</b>			<b>Temple</b>		
First Downs (Rush-Pass-Pen)	15 (3-11-1)			21 (17-4-0)		
Net Yards Rushing (Att-Yards)	24-23			59-300		
Passing (Comp-Att-Int)	25-39-1			9-20-0		
Net Yards Passing	241			81		
Total Offense Plays	63			79		
Total Offense Yards	264			381		



## COPPER BOWL


DECEMBER 31, 1990

CALIFORNIA	17
WYOMING	15

The 1990 Golden Bears surprised the college football world by refuting predictions that they would be a last place team, capturing a 6-4-1 record and finishing in the top half of the conference for the first time since 1979. Perhaps most memorable in the regular season, California put an end to "The Streak" by beating UCLA at Memorial Stadium and making a late rally to tie USC in Los Angeles. Under coach Bruce Snyder, the Bears awakened from their hibernation of the 1980s and were hungry for their first bowl victory in more than half a century.

The Bears offense, which was very potent during the regular season, had its poorest showing of the season, netting only 261 total yards. Fortunately, California's defense rose to the occasion to yield a season-low 15 points. Quarterback Mike Pawlawski fired a 25-yard touchdown pass to Brian Treggs in the second quarter to give the Bears a lead they would never relinquish. Robbie Keen nailed a 46-yard field goal in the third quarter, and fullback Greg Zomalt bulled into the end zone from four yards out early in the fourth as the Bears built a 17-9 advantage. In the final minutes of the game, the Bears had to hold off a Cowboy rally that included a 70-yard punt return for a touchdown. However, California stuffed the two-point conversion attempt to seal the victory.

California	0	7	3	7	-	17
Wyoming	0	3	0	12	-	15
	<b>Cal</b>			<b>Wyoming</b>		
First Downs (Rush-Pass-Pen)	14 (5-9-0)			18 (7-10-1)		
Net Yards Rushing (Att-Yards)	46-89			32-129		
Passing (Comp-Att-Int)	15-26-1			20-39-2		
Net Yards Passing	172			226		
Total Offense Plays	72			71		
Total Offense Yards	261			355		



## CITRUS BOWL

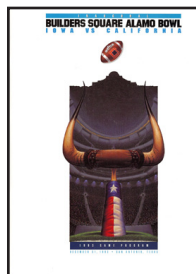
JANUARY 1, 1992

CALIFORNIA	37
CLEMSON	13

Led by Mike Pawlawski and Russell White, the Golden Bears put more points on the board than any California squad since the Wonder Team of 1920. The Bears brought a 9-2 record into their first Jan. 1 bowl game in 33 years, capping a season in which they scored a modern-day record 86 points against Pacific, won dramatic come-from-behind games at Arizona and UCLA, and scored more points than any team in history against USC, a 52-30 whipping at Memorial Stadium.

California faced a very tough Clemson squad that had one of the strongest defenses in college football. The Bears, however, exploding for 17 first quarter points to leap to open a comfortable lead before the Tigers knew what hit them. Among the first quarter highlights was a 72-yard punt return for a touchdown by Brian Treggs that just about crushed any hope Clemson had of a comeback victory, as a ferocious Bear defense kept the Tigers at bay for the rest of the afternoon. White rushed for a 103 yards on 22 carries against a run defense that had not allowed a 100-yard runner in nearly four years, and the Golden Bears proved to a national television audience that they were indeed one of the elite Top 10 teams in the nation.

California	17	10	10	0	-	37
Clemson	3	7	3	0	-	13
	<b>Cal</b>			<b>Clemson</b>		
First Downs (Rush-Pass-Pen)	22 (8-11-3)			19 (13-5-1)		
Net Yards Rushing (Att-Yards)	42-146			44-206		
Passing (Comp-Att-Int)	21-33-0			15-36-3		
Net Yards Passing	230			123		
Total Offense Plays	75			80		
Total Offense Yards	376			329		



## ALAMO BOWL

DECEMBER 31, 1993

CALIFORNIA	37
IOWA	3

Riding a roller coaster of a regular season that began with five straight wins only to be followed by four consecutive losses and then three more victories, California received a bid to the inaugural Alamo Bowl in San Antonio, Texas. The Bears scored on four of their first five possessions and completely shut down the Iowa offensive attack, limiting the Hawkeyes to just 90 yards of total offense in the 37-3 victory.

After three Doug Brien field goals gave Cal a 9-0 lead 20 minutes into the contest, quarterback Dave Barr hit Mike Caldwell for a six-yard score. Linebacker Jerrott Willard followed by picking off a pass and rumbling 61 yards for the touchdown as time ran out in the first half to give Cal a 23-0 margin heading to the locker room. Barr, who passed for two more scores in the second half to Iheanyi Uwaezuoke and Brian Remington, finished the game 21-of-28 for 266 yards, while Lindsey Chapman led the rushing attack with 89 yards. As a team, the Bears ended the contest with an impressive time of possession advantage of 43:14 to 16:46. The victory lifted Cal into the final national polls (No. 24 Coaches/No. 25 AP).

California	6	17	7	7	-	37
Iowa	0	0	3	0	-	3
	<b>Cal</b>			<b>Iowa</b>		
First Downs (Rush-Pass-Pen)	28 (14-13-1)			5 (2-3-0)		
Net Yards Rushing (Att-Yards)	55-179			21-20		
Passing (Comp-Att-Int)	21-28-0			6-17-1		
Net Yards Passing	266			70		
Total Offense Plays	83			38		
Total Offense Yards	445			90		



## ALOHA BOWL

DECEMBER 25, 1996

NAVY	42
CALIFORNIA	38

In a game that followed a pattern established throughout the season, Cal provided plenty of offensive fireworks, but couldn't hold on in a 42-38 loss to Navy at the Aloha Bowl. Cal seemed to have the game well in hand with a 10-point lead late in the contest, but Navy rallied for a pair of touchdowns in the final eight minutes.

The game got off to a bang when Cal's Deltha O'Neal returned the opening kickoff 100 yards for a score. Then the Bears settled into their offense, seeming to score at will in the first half, putting together drives of 81, 73, 35 and 61 yards en route to taking a 35-28 halftime lead. Quarterback Pat Barnes threw for three scores, two to wideout Bobby Shaw and one to tight end Sean Bullard, and O'Neal added a 31-yard TD scamper.

However, Cal could manage only a 41-yard Ryan Longwell field goal in the second half, before Navy put on its late rush that culminated on a 10-yard game-winning TD run by backup QB Ben Fay with 1:41 left in the contest.

Navy	7	21	0	14	-	42
California	13	22	3	0	-	38
	<b>Cal</b>			<b>Navy</b>		
First Downs (Rush-Pass-Pen)	24 (7-17-0)			25 (12-12-1)		
Net Yards Rushing (Att-Yards)	38-121			50-251		
Passing (Comp-Att-Int)	27-38-0			14-21-1		
Net Yards Passing	313			395		
Total Offense Plays	76			71		
Total Offense Yards	434			646		



## INSIGHT BOWL

DECEMBER 26, 2003

CALIFORNIA	52
VIRGINIA TECH	49

After 98 points and 1,081 yards of offense, the Insight Bowl came down to a 35-yard field goal try, and Tyler Fredrickson made the final kick of his Cal career as time expired to give the Bears a 52-49 victory over Virginia Tech.


Cal's Aaron Rodgers flirted with 400 yards passing in an aerial duel that saw both teams rally from 14-point deficits. Rodgers was 27-of-35 passing for 394 yards and two TDs. He also ran for two scores and was named the game's offensive MVP.

Chase Lyman, starting in place of injured wide receiver Geoff McArthur, caught five passes for a Cal bowl-record 149 yards, including a 33-yarder from Rodgers for a touchdown.

Rodgers, who was 15-for-17 for 245 yards in the second half, scored on an eight-yard option play to put Cal ahead 42-28 with 48 seconds left in the third quarter. Virginia Tech came back as DeAngelo Hall reversed his field for a 52-yard punt return TD that tied the game at 49-49 with 3:11 remaining.

The winning drive came after Virginia Tech's subsequent kickoff went out of bounds, giving Cal the ball on the 35. Rodgers completed three passes to the Hokie 20-yard line, and a five-yard run by J.J. Arrington set up Fredrickson's winning field goal on the game's final play.

California	7	14	21	10	-	52
Virginia Tech	21	7	0	21	-	49
	<b>Cal</b>			<b>Virginia Tech</b>		
First Downs (Rush-Pass-Pen)	27 (9-17-1)			27 (8-18-1)		
Rushing (Att-Net Yds.)	41-136			26-153		
Passing (Comp-Att-Int)	27-35-0			24-36-0		
Net Yards Passing	394			398		
Total Offense Plays	76			62		
Total Offense Yards	530			551		



## HOLIDAY BOWL

DECEMBER 30, 2004

TEXAS TECH	45
CALIFORNIA	31

Perhaps pining for a Rose Bowl bid that was snatched away by voters in the final week, Cal came up against the vaunted Texas Tech aerial attack led by Sonny Cumbie and fell, 45-31, in the Pacific Life Holiday Bowl. Cumbie threw for a career-high 520 yards and three touchdowns, as 21st-ranked Texas Tech upended the Golden Bears.

Cal's J.J. Arrington became just the third running back in Pac-10 history and the first for California to rush for 2,000 yards in a season when he reached the milestone against the Red Raiders. The senior carried 25 times for 173 yards against Tech to finish the year with a school-record 2,018 yards. His two-yard run in the first quarter was his 15th rushing touchdown of the year, breaking Cal's season record that has later been tied by Justin Forsett (2007) and Jahvid Best (2008).

Tech had four scoring drives that took under two minutes each. Trailing 14-7 after the first quarter, the Red Raiders scored 24 straight points and held a commanding 31-14 lead by early in the third quarter.

Cal quarterback Aaron Rodgers threw an 11-yard TD pass to Garrett Cross and scored on a 1-yard sneak, both in the final quarter.

Texas Tech	7	17	14	7	-	45
California	14	0	3	14	-	31
	<b>Texas Tech</b>			<b>Cal</b>		
First Downs (Rush-Pass-Pen)	30 (8-18-4)			27 (11-15-1)		
Net Yards Rushing (Att-Yards)	21-77			39-221		
Passing (Comp-Att-Int)	39-60-0			24-42-1		
Net Yards Passing	520			246		
Total Offense Plays	81			81		
Total Offense Yards	597			467		



## LAS VEGAS BOWL

DECEMBER 22, 2005

CALIFORNIA	35
BYU	28

Marshawn Lynch rushed for career highs of 194 yards and three touchdowns to win the game's MVP award, and DeSean Jackson caught two scoring passes before Cal's defense held off BYU for a 35-28 victory.


Junior Steve Levy passed for 228 yards in his second career start for the Bears, who held off BYU's fourth-quarter comeback in a high-octane game that featured 915 total yards.

Cal took a 35-14 lead into the final quarter after Lynch's 35-yard scoring run and Jackson's exceptional 22-yard diving TD catch in the third. But BYU quarterback John Beck responded with scoring passes to Jonny Harline and Todd Watkins, whose nine-yard grab with 5:35 left cut Cal's lead to the final seven-point margin.

The Bears missed a 50-yard field goal with 2:20 to play in the fourth, but the Cougars moved just seven yards before Beck's arm was hit by Cal lineman Phillip Mbakogu on the ensuing series. Daymeion Hughes intercepted the wobbling pass to seal the victory.

The Bears' stars were the difference. Jackson scored on a 42-yard romp through the BYU secondary three seconds before halftime, while Lynch had scoring runs of 3, 23 and 35 yards along with a handful of jaw-dropping second-effort rushes. His 194 yards rushing and three touchdowns on the ground also were Cal bowl records.

BYU	0	14	0	14	-	28
California	7	14	14	0	-	35
	<b>BYU</b>			<b>Cal</b>		
First Downs (Rush-Pass-Pen)	27 (6-18-3)			26 (16-7-3)		
Net Yards Rushing (Att-Yards)	27-94			43-241		
Passes (Comp-Att-Int)	35-53-2			16-23-0		
Net Yards Passing	352			228		
Total Offense Plays	80			66		
Total Offense Yards	446			469		



## HOLIDAY BOWL

DECEMBER 28, 2006

CALIFORNIA	45
TEXAS A&M	10

California posted its largest margin of victory in its bowl history with a 45-10 win over Texas A&M.

In his final game in a Golden Bear uniform, Marshawn Lynch rushed for 111 yards and two touchdowns to earn the game's co-offensive MVP honors. Justin Forsett was the game's leading rusher with 124 yards, and also found the end zone in the fourth quarter on an eight-yard dash.

Quarterback Nate Longshore completed 19-of-24 passes for 235 yards and a touchdown, en route to co-offensive MVP honors. Longshore also scored a touchdown on the ground in the first quarter to even the score at 7-7.

Not to be overshadowed by the offense, linebacker Desmond Bishop recorded a game-high 12 tackles to earn the game's Defensive MVP honors.


The Cal defensive unit was spectacular, allowing just 10 points, including a shutout in the second half. San Diego native Mickey Pimentel recorded seven tackles, while Eddie Young intercepted a pass (his first career INT) in the fourth quarter to highlight the other defensive notables.

Texas A&M	7	3	0	0	-	10
California	7	7	14	17	-	45

### Texas A&M

### Cal

First Downs (Rush-Pass-Pen)	21 (9-11-1)	22 (11-11-0)
Net Yards Rushing (Att-Yards)	38-163	32-241
Passes (Comp-Att-Int)	18-29-1	19-24-1
Net Yards Passing	186	235
Total Offense Plays	67	56
Total Offense Yards	349	476



## ARMED FORCES BOWL

DECEMBER 31, 2007

CALIFORNIA	42
AIR FORCE	36

California scored its largest comeback victory in a bowl game with a 42-36 win over Air Force.

The Falcons' crisp option offense kept the Golden Bears guessing through the first 20 minutes as Air Force scored on two drives, then pushed in another seven

points after a Bear miscue on a kickoff.

However, with Cal backup quarterback Kevin Riley stepping in under center, the Cal offense came to life. The freshman signal-caller connected with DeSean Jackson for a 40-yard score and found fellow standout receivers Lavelle Hawkins and Robert Jordan for touchdowns to pull the Bears within three, 24-21, midway through the third quarter.

Cal ran a relentless ground attack behind tailback Justin Forsett, who scored a pair of TDs before Riley put the game away with a nifty option run for a 42-30 advantage.


Riley earned MVP honors by connecting on 16-of-19 passes for 269 yards and three TDs. Forsett tallied 140 yards rushing and Thomas DeCoud paced the defense with 10 tackles. Jordan caught six catches for 148 yards.

California	0	14	14	14	-	42
Air Force	7	14	6	9	-	36

### Cal

### Air Force

First Downs (Rush-Pass-Pen)	26 (11-14-1)	24 (18-5-1)
Net Yards Rushing (Att-Yards)	34-202	61-312
Passes (Com-Att-Int)	21-27-0	9-20-0
Net Yards Passing	305	113
Total Offense Plays	61	81
Total Offense Yards	507	425



## EMERALD BOWL

DECEMBER 27, 2008

MIAMI, FLA.	17
CALIFORNIA	24

California played its first bowl game ever in the Bay Area and made its hometown fans happy with a 24-17 victory over Miami, Fla.

Cal jumped out to an early 14-0 first quarter lead on a pair of Jahvid Best touchdown runs but Miami eventually came back to tie the contest at 17-17 in the fourth quarter. The game remained tied until late in regulation when Nate Longshore connected with Anthony Miller on a two-yard scoring strike with 2:37 to go. The winning touchdown was set up moments earlier when Zack Follett forced a fumble deep in Hurricane territory and Cameron Jordan returned it to the Miami two-yard line.

Miami was able to put together eight plays on an ensuing drive but time ran out on the Hurricanes after reaching the Bears' 37-yard line.

Best capped a tremendous season for Cal by rushing for an Emerald Bowl record 186 yards and two touchdowns, marking his fourth consecutive 100-yard rushing game and eighth of the season.


The Golden Bears also set several other school bowl records, including the team's 10.0 tackles for loss, Follett's bowl-record-tying 4.0 tackles and 2.0 sacks, a 74-yard first quarter passing play between Longshore and Verran Tucker, and Jordan's seven-yard fumble return.

Miami (FL)	0	7	7	3	-	17
California	14	0	3	7	-	24

### Miami, Fla.

### Cal

First Downs (Rush-Pass-Pen)	17 (5-11-1)	11 (9-2-0)
Net Yards Rushing (Att-Yards)	32-119	30-217
Passes (Comp-Att-Int)	25-41-1	10-21-0
Net Yards Passing	194	121
Total Offense Plays	73	51
Total Offense Yards	313	338



## POINSETTIA BOWL

DECEMBER 23, 2009

UTAH	37
CALIFORNIA	27

The Golden Bears jumped out to a two-touchdown lead but could not prevail as Utah's Jordan Wynn threw for a career-high 338 yards and three touchdowns to rally the Utes to a 37-27 victory over California in the Poinsettia Bowl.

The Bears, in a bowl game for the school-record seventh straight year, had their four-game postseason winning streak snapped. The Utes scored 27 straight points to win their ninth straight bowl game, the longest streak in the country and tied for the second-longest ever following the 2009 season.

Shane Vereen, who scored twice, became the seventh Cal back to gain more than 100 yards in a bowl, finishing with 122 yards on 20 carries. Vereen started the scoring with a 36-yard touchdown run and Eddie Young intercepted Wynn on the first play of Utah's next drive, returning it 31 yards for a score.

But Utah's defense shut down Cal while the Utes offense on its last four possessions of the first half. Cal finally scored again on a 1-yard run by Vereen with 39 seconds left in the third quarter to put the Bears within six at 27-21 before Utah kicked a 25-yard field goal to pull away.

Utah	7	17	3	10	-	37
California	14	0	7	6	-	27

### Utah

### Cal

First Downs (Rush-Pass-Pen)	20 (6-13-1)	17 (6-10-1)
Net Yards Rushing (Att-Yards)	35-51	28-96
Passes (Com-Att-Int)	26-37-1	20-36-2
Net Yards Passing	338	214
Total Offense Plays	72	64
Total Offense Yards	389	310




# BOWL HISTORY & RECORDS



Marshawn Lynch



Justin Forsett



Jerrott Willard

## INDIVIDUAL RECORDS

### RUSHING

**Attempts:** 34, Vic Bottari vs. Alabama, 1938 Rose Bowl  
**Yards:** 194, Marshawn Lynch vs. BYU, 2005 Pioneer PureVision Las Vegas  
**Touchdowns:** 3, Marshawn Lynch vs. BYU, 2005 Pioneer PureVision Las Vegas Bowl  
**Longest Rush:** 67, Jackie Jensen vs. Northwestern, 1949 Rose Bowl

### PASSING

**Attempts:** 42, Aaron Rodgers vs. Texas Tech, 2004 Holiday Bowl  
**Completions:** 27, Pat Barnes vs. Navy, 1996 Aloha Bowl  
 27, Aaron Rodgers vs. Virginia Tech, 2003 Insight Bowl  
**Yards:** 394, Aaron Rodgers vs. Virginia Tech, 2003 Insight Bowl  
**Touchdowns:** 3, Pat Barnes vs. Navy, 1996 Aloha Bowl  
 3, Dave Barr vs. Iowa, 1993 Alamo Bowl  
**Interceptions:** 3, Bob Celeri vs. Ohio State, 1950 Rose Bowl  
**Completion Percentage:** 84.2% (16-19), Kevin Riley vs. Air Force, 2007 Armed Forces Bowl  
**Longest Pass:** 74, Nate Longshore to Verran Tucker vs. Miami, Fla., 2008 Emerald Bowl

### RECEIVING

**Receptions:** 9, Tony Gonzalez vs. Navy, 1996 Aloha Bowl  
**Yards:** 149, Chase Lyman vs. Virginia Tech, 2003 Insight Bowl  
**Touchdowns:** 2, Bobby Shaw vs. Navy, 1996 Aloha Bowl  
 2, DeSean Jackson vs. BYU, 2005 Las Vegas Bowl  
**Longest Reception:** 74, Verran Tucker from Nate Longshore vs. Miami, Fla., 2008 Emerald Bowl

### SCORING

**Points:** 18, Marshawn Lynch vs. BYU, 2005 Las Vegas Bowl  
**Touchdowns:** 3, Marshawn Lynch vs. BYU, 2005 Pioneer PureVision Las Vegas Bowl  
**Kicking Points:** 13, Doug Brien vs. Iowa, 1993 Alamo Bowl  
 13, Doug Brien vs. Clemson, 1992 Citrus Bowl  
**Extra Points:** 7, Tyler Fredrickson vs. Virginia Tech, 2003 Insight Bowl  
**Field Goals:** 3, Doug Brien vs. Iowa, 1993 Alamo Bowl  
 3, Doug Brien vs. Clemson, 1992 Citrus Bowl  
**Field Goal Attempts:** 3, Doug Brien vs. Iowa, 1993 Alamo Bowl  
 3, Doug Brien vs. Clemson, 1992 Citrus Bowl  
**Longest Field Goal:** 46, Robbie Keen vs. Wyoming, 1990 Copper Bowl

### PUNTING

**Punts:** 13, Archie Nesbit vs. Washington & Jefferson, 1922 Rose Bowl  
**Punting Yards:** 516, Archie Nesbit vs. Washington & Jefferson, 1922 Rose Bowl  
**Punting Average:** 52.8, Ryan Longwell vs. Navy, 1996 Aloha Bowl  
**Longest Punt:** 72, Ryan Longwell vs. Navy, 1996 Aloha Bowl

### PUNT RETURNS

**Returns:** 5, Brian Treggs vs. Clemson, 1992 Citrus Bowl  
**Return Yards:** 124, Brian Treggs vs. Clemson, 1992 Citrus Bowl  
**Longest Return:** 72, Brian Treggs vs. Clemson, 1992 Citrus Bowl  
**Punt Return Touchdowns:** 1, Brian Treggs vs. Clemson, 1992 Citrus Bowl

### KICKOFF RETURNS

**Returns:** 6, Deltha O'Neal vs. Navy, 1996 Aloha Bowl  
 6, Isi Sofele vs. Utah, 2009 Poinsettia Bowl  
 6, Marshawn Lynch vs. Texas Tech, 2004 Holiday Bowl  
**Return Yards:** 186, Deltha O'Neal vs. Navy, 1996 Aloha Bowl  
**Longest Return:** 100, Deltha O'Neal vs. Navy, 1996 Aloha Bowl  
**Kickoff Return Touchdowns:** 1, Deltha O'Neal vs. Navy, 1996 Aloha Bowl (100 yards)

### PASSES DEFENDED

**Interceptions:** 1, Many times. Last by Eddie Young vs. Utah, 2009 Poinsettia Bowl  
**Interception Return Yards:** 61, Jerrott Willard vs. Iowa, 1993 Alamo Bowl  
**Longest Interception Return:** 61, Jerrott Willard vs. Iowa, 1993 Alamo Bowl  
**Interception Return Touchdowns:** 1, Jerrott Willard vs. Iowa, 1993 Alamo Bowl (61 yards)  
 1, Eddie Young vs. Utah, 2009 Poinsettia Bowl (31 yards)  
**Passes Broken Up:** 3, Harrison Smith vs. Texas Tech, 2004 Holiday Bowl

### FUMBLES

**Recoveries:** 1, Many times. Last by Cameron Jordan vs. Miami, Fla., 2008 Emerald Bowl  
**Fumble Return Yards:** 7, Cameron Jordan vs. Miami, Fla., 2008 Emerald Bowl  
**Longest Return:** 7, Cameron Jordan vs. Miami, Fla., 2008 Emerald Bowl  
**Fumble Return Touchdowns:** 0

### TACKLES

**Total Tackles:** 15, Greg Bracelin vs. Temple, 1979 Garden State Bowl  
**Tackles for Loss:** 4.0, Jerrott Willard vs. Iowa, 1993 Alamo Bowl  
 4.0, Zack Follett vs. Miami, Fla., 2008 Emerald Bowl  
**Sacks:** 2.0, Many times. Last by Zack Follett vs. Miami, Fla., 2008 Emerald Bowl

## TEAM RECORDS

### CALIFORNIA

**Points:** 52 vs. Virginia Tech, 2003 Insight Bowl  
**First Downs:** 28 vs. Iowa, 1993 Alamo Bowl  
**Rushing Attempts:** 55 vs. Iowa, 1993 Alamo Bowl  
**Rushing Yards:** 244 vs. Ohio State, 1921 Rose Bowl  
**Rushing Touchdowns:** 5 vs. Virginia Tech, 2003 Insight Bowl  
 5 vs. Texas A&M, 2006 Holiday Bowl  
**Pass Attempts:** 42 vs. Texas Tech, 2004 Holiday Bowl  
**Pass Completions:** 27 vs. Navy, 1996 Aloha Bowl  
 27 vs. Virginia Tech, 2003 Insight Bowl  
**Completion Percentage:** 79.2% (19-24) vs. Texas A&M, 2006 Holiday Bowl  
**Passing Yards:** 394 vs. Virginia Tech, 2003 Insight Bowl  
**Passing Touchdowns:** 3 vs. Navy, 1996 Aloha Bowl  
 3 vs. Iowa, 1993 Alamo Bowl  
 3 vs. Air Force, 2007 Armed Forces Bowl  
**Had Intercepted:** 4 vs. Ohio State, 1950 Rose Bowl  
 4 vs. Northwestern, 1949 Rose Bowl  
**Total Offense Plays:** 83 vs. Iowa, 1993 Alamo Bowl  
**Total Offense Yards:** 530 vs. Virginia Tech, 2003 Insight Bowl  
**Fumbles Lost:** 2, Many times. Last time: vs. Air Force, 2007  
 Armed Forces Bowl  
**Penalties:** 9 vs. Ohio State, 1950 Rose Bowl  
 9 vs. BYU, 2005 Las Vegas Bowl  
**Penalty Yards:** 85 vs. BYU, 2005 Las Vegas Bowl  
**Sacks By:** 7.0 vs. Wyoming, 1990 Copper Bowl  
**Tackles For Loss:** 10.0, vs. Miami, Fla., 2008 Emerald Bowl

### OPPONENT

**Points:** 49, Virginia Tech, 2003 Insight Bowl  
**First Downs:** 30, Texas Tech, 2004 Holiday Bowl  
**Rushing Attempts:** 67, Ohio State, 1950 Rose Bowl  
**Rushing Yards:** 429, Iowa, 1959 Rose Bowl  
**Rushing Touchdowns:** 6, Navy, 1996 Aloha Bowl  
**Pass Attempts:** 60, Texas Tech, 2004 Holiday Bowl  
**Pass Completions:** 39, Texas Tech, 2004 Holiday Bowl  
**Completion Percentage:** 71.4% (15-21), Michigan, 1951 Rose Bowl  
**Passing Yards:** 520, Texas Tech, 2004 Holiday Bowl  
**Passing Touchdowns:** 4, Virginia Tech, 2003 Insight Bowl  
**Had Intercepted:** 3, Clemson, 1992 Citrus Bowl  
**Total Offense Plays:** 81, Ohio State, 1950 Rose Bowl  
 81, Texas Tech, 2004 Holiday Bowl  
**Total Offense Yards:** 646, Navy, 1996 Aloha Bowl  
**Fumbles Lost:** 5, Georgia Tech, 1929 Rose Bowl  
**Penalties:** 12, BYU, 2005 Las Vegas Bowl  
**Penalty Yards:** 103, BYU, 2005 Las Vegas Bowl  
**Sacks By:** 5.0, Iowa, 1993 Alamo Bowl  
**Tackles For Loss:** 11.0, Navy, 1996 Aloha Bowl

## ALL-TIME BOWL RECORD (10-9-1)

**Alamo Bowl (San Antonio, TX): 1-0**  
 December 31, 1993 – California 37, Iowa 3  
**Aloha Bowl (Honolulu, HI): 0-1**  
 December 25, 1996 – Navy 42, California 38  
**Armed Forces Bowl (Fort Worth, TX): 1-0**  
 December 31, 2007 – California 42, Air Force 36  
**Citrus Bowl (Orlando, FL): 1-0**  
 January 1, 1992 – California 37, Clemson 13  
**Copper Bowl (Tucson, AZ): 1-0**  
 December 31, 1990 – California 17, Wyoming 15  
**Emerald Bowl (San Francisco, CA): 1-0**  
 December 27, 2008 – California 24, Miami, Fla. 17  
**Garden State Bowl (East Rutherford, NJ): 0-1**  
 December 15, 1979 – Temple 28, California 17  
**Holiday Bowl (San Diego, CA): 1-1**  
 December 30, 2004 – Texas Tech 45, California 31  
 December 28, 2006 – California 45, Texas A&M 10  
**Insight Bowl (Phoenix, AZ): 1-0**  
 December 26, 2003 – California 52, Virginia Tech 49  
**Las Vegas Bowl (Las Vegas, NV): 1-0**  
 December 22, 2005 – California 35, BYU 28  
**Poinsettia Bowl (San Diego, CA): 0-1-0**  
 December 23, 2009 – Utah 37, California 27  
**Rose Bowl (Pasadena, CA): 2-5-1**  
 January 1, 1921 – California 28, Ohio State 0  
 January 1, 1922 – California 0, Washington & Jefferson 0  
 January 1, 1929 – Georgia Tech 8, California 7  
 January 1, 1938 – California 13, Alabama 0  
 January 1, 1949 – Northwestern 20, California 14  
 January 2, 1950 – Ohio State 17, California 14  
 January 1, 1951 – Michigan 14, California 6  
 January 1, 1959 – Iowa 38, California 12

## BOWL RECORD VS. OPPONENT

OPPONENT	W-L-T	PF	PA	FIRST/LAST	NOTES
Alabama	1-0-0	13	0	1938 Rose	Win secures most recent national title for Cal
Air Force	1-0-0	42	36	2007 Armed Forces	Cal's biggest comeback ever in a bowl game after trailing 21-0
BYU	1-0-0	35	28	2005 Las Vegas	Cal able to hold off BYU fourth quarter rally
Clemson	1-0-0	37	13	1992 Citrus	First New Year's Day bowl for Cal since 1959
Georgia Tech	0-1-0	7	8	1929 Rose	Cal scores fourth quarter TD but rally falls short
Iowa	1-1-0	49	41	1959 Rose/1993 Alamo	Cal redeems Rose Bowl loss in Alamo Bowl 34 years earlier
Miami, Fla.	1-0-0	24	17	2008 Emerald	Cal wins school record fourth straight bowl game
Michigan	0-1-0	6	14	1951 Rose	Cal drops third straight Rose Bowl
Navy	0-1-0	38	42	1996 Aloha	Two fourth quarter touchdowns give Midshipmen comeback win
Northwestern	0-1-0	14	20	1949 Rose	First of school record three straight Rose Bowl teams
Ohio State	1-1-0	42	17	1921 Rose/1950 Rose	Bears finish third in final AP poll despite loss
Temple	0-1-0	17	28	1979 Garden State	Cal's first bowl game in 20 years is played in Giants Stadium
Texas A&M	1-0-0	45	10	2006 Holiday	Largest margin of victory in Cal bowl history
Texas Tech	0-1-0	31	45	2004 Holiday	J.J. Arrington becomes first Cal RB to post 2,000-yard season
Utah	0-1-0	37	27	2009 Poinsettia	Bears make seventh straight bowl appearance
Virginia Tech	1-0-0	52	49	2003 Insight	Tyler Fredrickson caps offensive fireworks with game-winning FG
Washington & Jefferson	0-0-1	0	0	1922 Rose	Teams play to a 0-0 tie in heavy rains
Wyoming	1-0-0	17	15	1990 Copper	Bears snap five-game bowl skid, win first bowl game since 1938



# ATHLETIC ADMINISTRATION

## SANDY BARBOUR DIRECTOR OF ATHLETICS



As Director of Athletics, Sandy Barbour oversees an athletic department that ranks as one of the most successful in the country with a mission that seeks to match its level of excellence with that attained by the entire university.

Built upon four pillars – to teach, to serve, to compete and to excel – Cal Athletics strives to combine high athletic achievement with the academic rigors of the No. 1 public university in the country, and to do so with integrity, passion, respect, teamwork, innovation, diversity and professionalism. The department is charged not only to be a campus and community leader, but also to be a place where individuals can grow to their utmost potential.

Under Barbour's leadership, the Golden Bears have developed into a model program that has excelled in academics and increased its revenues in tickets, sponsorship and fundraising while becoming a mainstay among the top 10 in the annual Directors' Cup standings. Cal placed in that elite group for the sixth straight year with its all-time best third-place finish in 2010-11, a historic year with Cup points earned by the national champion men's and women's swimming & diving teams, national runner-up finishes from volleyball and men's and women's water polo, College World Series trips by baseball (T5th) and softball (T5th), and top-five finishes by women's crew (3rd), men's gymnastics (4th) and men's soccer (T5th). Even without rugby's national championship and men's crew's third-place finish, neither of which count toward final Directors' Cup standings, 20 programs contributed to Cal's total.

"Sandy Barbour was my first appointment at Berkeley, and I consider it a privilege to have her as our Director of Athletics," Chancellor Robert J. Birgeneau said. "Under her leadership, our student-athletes are excelling on and off the field, supported by a department committed to excellence, equity and comprehensive compliance with the rules."

Since Barbour began her tenure in Berkeley on Sept. 15, 2004, Cal programs have captured 15 national team championships and 67 individual titles.

In 2009-10, the men's basketball team earned its first Pac-10 conference title in 50 seasons, while the women's basketball program won the Women's National Invitational Tournament.

In addition, the Golden Bear football team appeared in seven straight bowl games from 2003-09, with a four-game bowl win streak from 2005-08 and a share of the Pac-10 championship for the first time in 21 seasons in 2006. After finishing the 2010 season outside the bowl picture, the Bears are back in 2011 with a berth in the Holiday Bowl.

Overall, Cal supports a 29-sport program with more than 900 student-athletes and a budget of approximately \$70 million.

On the academic front, more than half of Cal's 29 programs maintain a cumulative GPA of 3.0 or higher, with 18 of them earning cumulative GPAs

higher than their historical average last year. Nine teams scored perfect Academic Progress Rates for the 2008-09 academic year and eight teams received national recognition for their Academic Progress Rates over the last two years. More than 175 student-athletes have earned academic all-conference recognition in each of the last seven years and over 70 percent of head football coach Jeff Tedford's first recruiting class has graduated.

Amid these achievements, Barbour has led the department's efforts to raise funds, design and begin construction on the long-awaited renovation and retrofit of California Memorial Stadium as well as the Simpson Student-Athlete High Performance, which opened in October of 2011.

One of the "100 Most Influential Women in Business" in the Bay Area according to the San Francisco Business Times, Barbour was named a regional Athletic Director of the Year for 2008-09 by the National Association of Collegiate Directors of Athletics (NACDA), and she was a finalist for National AD of the Year at the Sports Business Awards. Barbour was previously chosen a 2006 Woman of Distinction by the East Bay Business Times and the 2006 National Association of Collegiate Women Athletics Administrators (NACWAA) Division I-A National Administrator of the Year.

Barbour is an active member of several committees on both the national and conference levels. In July 2010 she was selected as the Pac-10 representative to the NCAA Division I Leadership Council, a four-year appointment. She chairs the Pac-12 Revenue Sharing Committee and serves on the conference's Compliance & Enforcement and Diversity Leadership Initiatives. Barbour is also on the NACDA Executive Committee, the NCAA Diversity Leadership Strategic Planning



Committee, the NCAA Women's Basketball Discussion Group and the WBCA Defensive Player of the Year Selection Committee.

In the past, Barbour has also served as the chair of the Pac-10 Budget and Finance Committee, as a member of the Pac-10 Executive Committee and the Pac-10 Television Committee, and was vice president of the conference in 2007-08.

Prior to moving to Berkeley, Barbour was the deputy director of athletics at Notre Dame, serving as the university's senior athletic administrator from July 2002 to September 2004. She previously held an associate athletic director position there starting in 2000.

Barbour's career in intercollegiate athletic administration spans 30 years, beginning as a field hockey assistant coach and lacrosse administrative assistant at the University of Massachusetts in 1981. She has since served as assistant athletic director at Northwestern and in 1991 was recruited to Tulane as an associate athletic director.

In 1996, Barbour was appointed Tulane's director of athletics at age 36, and during her three years overseeing the program, Green Wave teams won 12 conference championships. In her first year in the position, the school captured four conference titles, a feat never before accomplished in Tulane history. She also hired Tommy Bowden as head football coach during her first year. Bowden proceeded in 1997 to post the Green Wave's first winning season (7-4) in 16 years, and then directed the school to a 12-0 record, a Conference USA championship and a No. 7 national ranking the following season as the 1998 Liberty Bowl champions.

In her position at Notre Dame, Barbour oversaw facilities and event operations for the school's 26-sport program, including football game management and the department's two golf courses. She was also responsible for developing, maintaining and implementing Notre Dame's \$127 million athletics facilities master plan.

Additionally, her role at Notre Dame included responsibilities for women's lacrosse, men's and women's cross country, indoor and outdoor track and field, men's and women's swimming and men's golf. She also assisted with the administration of women's basketball.

Born Dec. 2, 1959, in Annapolis, Md., Barbour grew up in a military family. Her father was a career aviator in the U.S. Navy, and her family lived in various U.S. locations as well as in Western Europe during her childhood.

Barbour graduated cum laude in 1981 with a B.S. degree in physical education from Wake Forest, where she was a four-year letterwinner and served as captain of the field hockey team. She also played two varsity seasons of women's basketball.

Barbour earned advanced degrees at both Massachusetts (an M.S. in sports management in 1983) and Northwestern's Kellogg School of Management (an MBA in 1991).

Between masters' programs, Barbour served as assistant field hockey and lacrosse coach at Northwestern from 1982-84. She also held the position of director of recruiting services during that period, before being promoted to assistant athletic director for intercollegiate programs in 1984, a position she held until 1989.

Prior to joining Tulane, Barbour worked in programming and production for FOX Sports Net in Chicago during the summer of 1990.



MITCHELL  
**SCHWARTZ**



1ST-TEAM  
ALL-PAC-12

BRYAN  
**ANGER**



1ST-TEAM  
ALL-PAC-12

TREVOR  
**GUYTON**



2ND-TEAM  
ALL-PAC-12

